

Verifone Central

Overview

Verifone Central is a platform that unites and covers the needs of different business types and helps users access multiple applications and functionalities using one single app: from building reports to device management, payment tools, dispute management to administration.

Merchants can host their payment tools and information in a centralized location to analyze segments of data from multiple sources for the settlements they receive.

Verifone Central is divided into the following modules:

- **Commerce** – optimize commerce operations with a comprehensive suite of payment tools, designed to streamline transactions and maximize revenue. Stay on top of financial performance with detailed reporting on sales and revenue.
- **Devices** – easily track and monitor all your devices in real-time. Software Library ensures devices always have the latest updates, while Device Reports provide valuable insights to help make informed decisions about tech infrastructure.
- **Administration** – easily set up new accounts with the streamlined Account Setup process and fine-tune accounts with our Advanced Settings options.

Availability

Verifone Central's fields and tabs will configure differently depending on the type of your account and the permissions associated to it.

For more information on user roles and permissions, consult the [Creating new users](#) section.

Benefits

Verifone Central empowers both merchants and resellers with the following possibilities, which include, but are not limited to:

1. **Business setups**
View the organizational structure, manage tokens, and secure card capture key for your business.
2. **Data analysis**
 - **Powerful Reporting**
Verifone Central offers many ways of filtering and reporting transactions. A user can load a complete list of millions of transactions, then filter them instantly by date, organization, status, and many other criteria, to boil them down to whatever set they require.
Accessing a given transaction reveals all the detailed information relating to it, e.g., the country in which a payment card was issued, or the country from which the customer's IP address originates.
 - **Data Analytics/Dashboard**
We use big-data technology, designed for analytics, to generate precise visualizations that can render billions of transactions into a variety of interactive charts and graphs designed to show trends and relationships relevant to payment transactions.
3. **Transaction execution**
 - **Omnichannel transaction management**
Diversify and simplify the way you manage transactions - accept payments in-store using POS (Point of Sale) and make refunds online using Verifone Central interface.
 - **Alternative Payment Methods**
Accept wallet payments, such as Apple Pay or Google Pay, using POS and eCommerce.
4. **Powerful API**

- **Comprehensive API and Verifone Central**

Verifone offers a comprehensive API capable of accessing and controlling eCommerce payments and payment modifications, and process transactions.

Verifone Central is layered above the API, relying on it to implement every user interface feature. One benefit of this approach is that the use of Verifone Central is optional, as all its capabilities are also available via the API. Typically, our customers will mix and match their use of the Verifone Central app and API, according to their specific needs and preferred business processes.

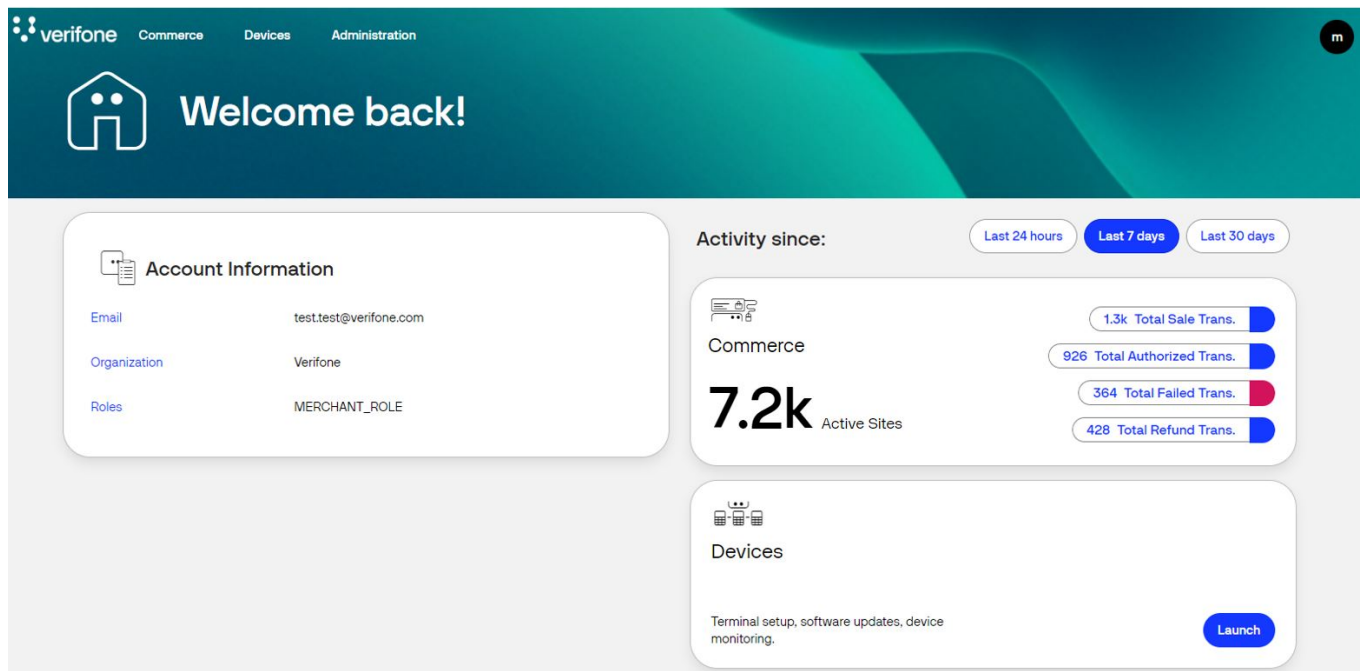
5. POS devices management

Set up and monitor your POS devices, locations, and tenants.

Accessing Verifone Central

To access Verifone Central follow the below steps:

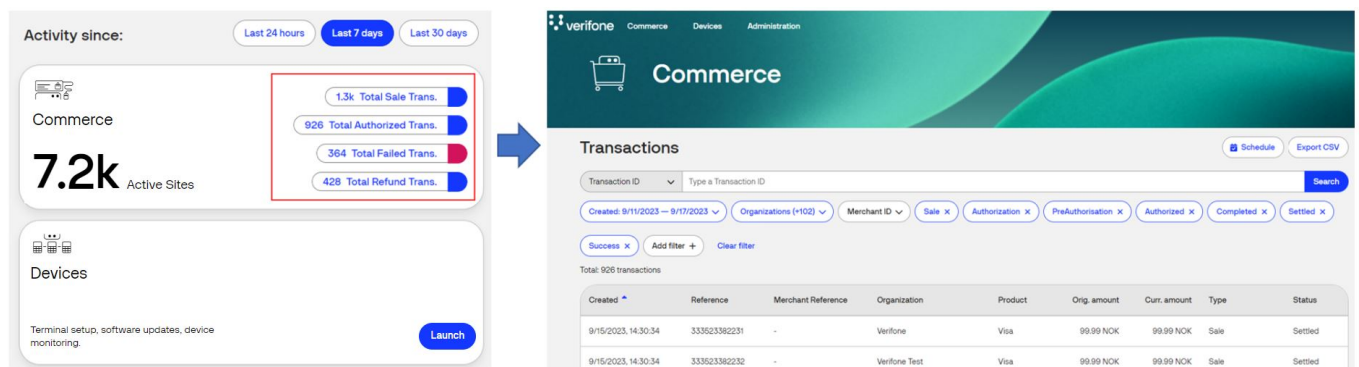
1. [Log in](#) to your Verifone Central account.
2. The Verifone Central landing page will be displayed. Access the needed module by clicking on **Launch**.



The *Commerce* card enables you to have faster access to the transaction KPIs (key performance indicators), for a high-level data summary view at a quick glance. Clicking on a certain KPI, the user will land on the *Transactions* page, having enabled the filters that calculated that specific KPI data.


- For each KPI a date/time filter range can be selected:
 - Last 24 hours

- Last 7 days
- Last 30 days
- The below KPIs are available:
 - **Total Sale Transactions** - Clicking on *Total Sale Transactions* user will land on the transactions page with the following filters applied:
 - Transaction Type: Sale, Authorization and Pre-Authorization, Capture and PreAuth Completion
 - **Total Authorized Transactions** - Clicking on *Total Authorized Transactions* user will land on the transactions page with the following filters applied:
 - Transaction Type: Sale, Authorization and Pre-Authorization, Capture and PreAuth Completion
 - Transaction Status: Authorized, Completed, Settled, Success
 - **Total Failed Transactions** - Clicking on *Total Failed Transactions* user will land on the transactions page with the following filters applied:
 - Transaction Type: Sale, Authorization and Pre-Authorization, Capture and PreAuth Completion
 - Transaction Status: Declined, Expired, Failed, Rejected, Timeout
 - **Total Refund Transactions** - Clicking on *Total Refund Transactions* user will land on the transactions page with the following filters applied:
 - Transaction Type: Refund
 - **Total Active sites** - The count of active Merchant sites



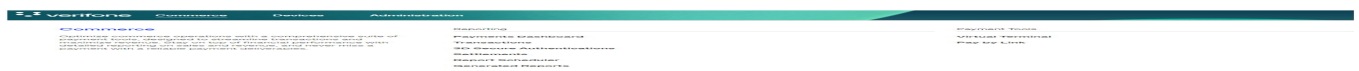
The screenshot shows the Verifone Commerce dashboard. On the left, there's a sidebar with 'Activity since:' filters (Last 24 hours, Last 7 days, Last 30 days) and a 'Commerce' section showing '7.2k Active Sites'. Below this is a 'Devices' section with a 'Launch' button. A red box highlights four KPIs: '1.3k Total Sale Trans.', '926 Total Authorized Trans.', '364 Total Failed Trans.', and '428 Total Refund Trans.'. A blue arrow points from this box to the 'Transactions' page on the right. The 'Transactions' page has a search bar, filters for 'Created' (9/11/2023 - 9/17/2023), 'Organizations' (+102), 'Merchant ID', and transaction types (Sale, Authorization, Preauthorization, Authorized, Completed, Settled). It shows a table of transactions with columns: Created, Reference, Merchant Reference, Organization, Product, Orig. amount, Curr. amount, Type, and Status. Two transactions are listed, both for 'Verifone' and 'Verifone Test' organizations, with a status of 'Settled'.

3. Alternatively, you can access the module from the navigation menu.




4. Each module will display its options and possibilities.

Commerce



Devices

 **Commerce** Devices Administration

Devices

Easily track & monitor all your devices in real-time. Software Library ensures devices always have the latest updates, while Device Reports provide valuable insights to help make informed decisions about tech infrastructure.

Estate Management

Dashboard

Device Search

Deleted Devices

Rollouts

Hierarchies

Groups

Alerts


Reports

Audit Log

Chain of Custody

Device Asset Tracking

Administration

 **Commerce** **Devices** Administration

Administration

Easily set up new accounts streamlined Account Setup process, optimize financial operations with our FinOps tools & fine-tune account with our Advanced Settings options.

Account Setup

Organization Company and Sites

Payment (Provider) Contracts

Point of Interaction

Users

Advanced Settings

3DS Contracts

Wallets

Blocking Rulesets

Notifications

Checkout Themes