

Open Tab

This command opens a customer tab by performing a pre-authorization to PWC and returning the transaction IDs to the server. The message specification for Open Tab is identical to Authorize.

Rules

- START command must be sent to open the session for Authorization.
- OPEN_TAB is not eligible for SAF transaction.

Configuration Parameter

- DUPLICATECHECK (refer to [Application Parameters](#) table)

OPEN_TAB (Message Interface)

The following tables provide corresponding device UI interactions, detailed protocol information, including field descriptions and examples.

Device UI Required

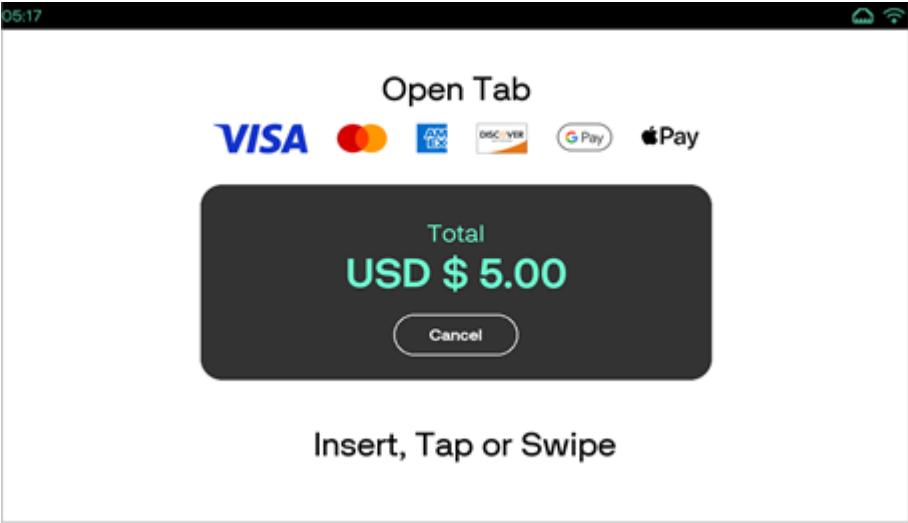
Note

Neo device (M450) is being used to capture screenshots for the Device UI Requirement section.

Display


User Action

Terminal Action



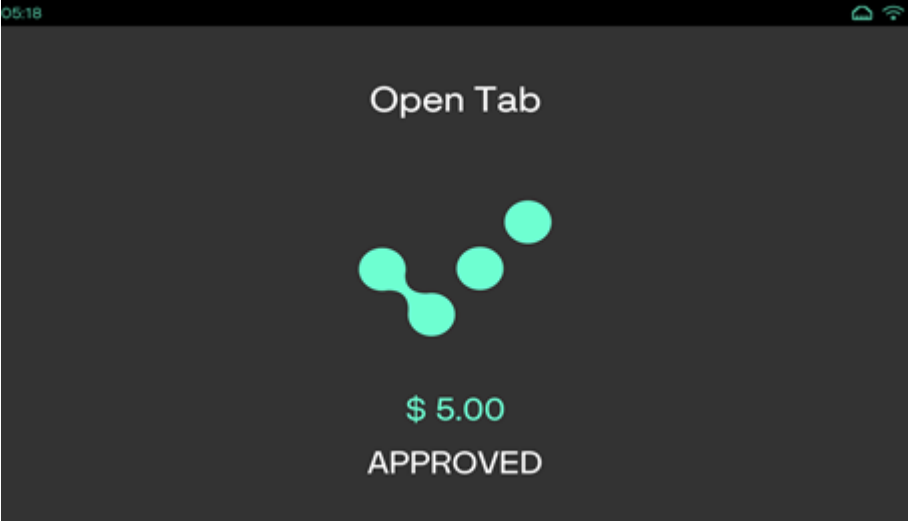
Use the card for performing a pre-authorization.

The device displays card entry screen.



No action

The device displays authorizing screen.



No action

The device displays the Open tab status screen.

Request Packet

Field	Rule	Type	Minimum	Maximum	Value(s)	Description
FUNCTION_TYPE	Required	Static value			PAYMENT	Type of function

Field	Rule	Type	Minimum	Maximum	Value(s)	Description
COMMAND	Required	Static			OPEN_TAB	Command name
TRANS_AMOUNT	Required	Floating point number	1(2)	6(2)	Ex: 5.00	Transaction amount
PAYMENT_TYPE	Optional	List			CREDIT GIFT PRIV_LBL	<p>When present, will be used for consumer payment selection screen. Note:</p> <ul style="list-style-type: none"> • Required for Direct (Gift) Card • Point Class supports A/Credit card • PAYMENT_TYPE field is mandatory for card token transaction
AUTH_CODE	Conditional	Character	1	16	Ex: TA12605	<p>When present, the authentication is performed offline as a Voice Authentication (VOICE_AUTH).</p> <ul style="list-style-type: none"> • Note <ul style="list-style-type: none"> ○ Create only ○ Not by Rapid in F Class imp
MANUAL_ENTRY	Optional	Boolean			TRUE FALSE	<p>Instructs Point to collect account information through keypad on the device. other than TRUE is FALSE</p> <p>Applicable when MANUAL_ENTRY =</p> <p>Merchants should send only when required by processor. Not required for customers using Point services.</p>
CUSTOMER_STREET	Optional	Character	1	20		

Field	Rule	Type	Minimum	Maximum	Value(s)	Description
CUSTOMER_ZIP	Optional	Character		9		Applicable when MANUAL_ENTRY = 1. Merchants should send only when required by processor. Not required for customers using Point of Sale services.
MANUAL_PROMPT_OPTIONS	Optional	Character	1	50	NOEXP	Applicable when MANUAL_ENTRY = 1 with VOICE_AUTH or OPEN_TAB. When the present, SCA will not expire. NOTE: Applies to CREDIT or GIFT card transaction.
RECURRING	Optional	Boolean	N/A	N/A	Yes or No	This is used when Payment is Credit. This field denotes Recurring Billing Flag for the transaction is recurring. Example: This is applicable for UGP only.
BILLPAY	Optional	Boolean	N/A	N/A	TRUE or False	This is for UGP and VISA Direct. This is used to indicate bill payment.
FORCE_FLAG	Conditional	Boolean	N/A	N/A	TRUE or FALSE	Used to override duplicate checking for the transaction. If TRUE, return card details before processing. PCI duplicate checking in place to return PAN or masked PAN.
CAPTURECARD_EARLYRETURN	Optional	Boolean	N/A	N/A	TRUE or FALSE	See example response below. NOTE: SCA will return data from the swipe, but use in immediately subsequent CAPTURE request could be explicit tender type.
ENCRYPT	Conditional	Boolean	N/A	N/A	TRUE or FALSE	This field is required to return the PAN details before sending on to processor/gateway. If P2PE encryption, the needs to be set to TRUE. NOTE: If this field is FALSE then the application will treat this field as a valid ADE/VSD.

Field	Rule	Type	Minimum	Maximum	Value(s)	Description
SCMCI_INDICATOR	Optional	Numeric			2	<p>This field denotes the Credential Transaction. The acceptable value for this field as of this publication is 1, which signifies that it is a card-initiated transaction.</p> <p>Customer Defined Data (CDD) field is optional and the data type is String. It is a pass-through field and it is passed in the request and also returned in the response. This field is required for all payment transactions.</p> <p>Example: <CDD_DATA>INV200471</CDD_DATA></p>
CDD_DATA	Optional	Character 1		30		<p>These fields represent the CDD data from Column 10. These fields are expected for the Merchant's internal POS System, to record any additional data and link those to the PWC. CLIENT_ID and CTR.</p>
COL_3, COL_4, COL_5, COL_6, COL_7, COL_8, COL_9, COL_10	Optional	Character 1		255		<p>When a value for COL_3 is passed in, that same value is returned in the response. COL_n values are not searchable in any commercial report. These fields are required for any payment processor.</p> <p>Example: Merchant data</p>
POS_RECON	Optional	Character 1		30		<p>POS reconciliation. POS Reconciliation field to be sent back in response to POS.</p> <p>Example: RetailPOS1</p>
COUNTER	Required	Numeric	1		10	<p>COUNTER is used for the MAC label. Each COUNTER should be higher than the previous one.</p> <p>This is used to authenticate the POS. Example: 100</p>
MAC	Required	Base64 Encoded Data				<p>Message Authentication Code (MAC). This is used to authenticate the POS.</p>

Field	Rule	Type	Minimum	Maximum	Value(s)	Description
MAC_LABEL	Required	Character	1	50		Associated label that t device which MAC_K to decrypt the value of This is used to authent POS. Example: REG

level 2

Field	Rule	Type	Minimum	Maximum	Value(s)	Description
TAX_AMOUNT	Conditional	Floating point number	1(2)	6(2)		Tax amount. Example: 5.00
TAX_IND	Conditional	List			<ul style="list-style-type: none"> • 0 – Tax not provided • 2 - Tax amount equals 0.00 • 1 - Tax amount not equal to 0.00 	Tax indicator
CMRCL_FLAG	Conditional	List			<ul style="list-style-type: none"> • B - Business • C - Corporate • P - Purchasing 	Commercial flag

Keyed Account Information for Gift Card and Credit Card Payment Types Only

Field	Rule	Type	Minimum	Maximum	Value(s)	Description
ACCT_NUM	Optional	Numeric	1	25	Ex: 67823456781313	This field is used to enter the account number manually. For this MANUAL_ENTRY must be set to TRUE. NOTE: Pre-swipe data will not be honored.
CARD_EXP_MONTH	Optional	Numeric	2	2		Card expiry month. Example: 12
CARD_EXP_YEAR	Optional	Numeric	2	2		Card expiry year. Example: 49
BARCODE	Optional	Character	1	100		Barcode scanning option.
PIN_CODE	Optional	Numeric	1	10		PIN code.
CVV2	Optional	Numeric	1	10		Card Verification Value 2.

Processor-Based Token (Conditional)

Note

For use with host based processors supporting card based token implementations.

Field	Rule	Type	Minimum	Maximum	Value(s)	Description
CARD_TOKEN	Conditional	Character	1	40		Card token is processor-based or gateway-based and can represent a unique card. Example: 7987654321098765
CARD_EXP_MONTH	Conditional	Numeric	2	2		Card expiry month details are required when sending AUTH_CODE and CARD_TOKEN. This is applicable to Point SCA First Data Rapid Connect and Direct to Vantiv implementations only.
CARD_EXP_YEAR	Conditional	Numeric	2	2		Card expiry year details are required when sending AUTH_CODE and CARD_TOKEN. This is applicable to Point SCA First Data Rapid Connect and Direct to Vantiv implementations only.
BANK_USERDATA	Conditional	Character	1	50		Returned with CARD_TOKEN. Whatever comes back with BANK_USERDATA in the response for the token should also be sent in the request. Example: 01/00/02/Visa/
OC_INDUSTRY_CODE	Conditional	Character	1	1	E - eCommerce M - Moto Default is empty.	This is used to convert a transaction from the Merchants default industry of Retail or Restaurant to E-Commerce or MOTO. This is applicable in case of UGP host only.

Multi Merchant Transaction

Refer to [Multi Merchant Support](#) for more details on this feature.

Note

For Multi Merchant transactions, either of the field is mandatory to send in POS request.

Field	Rule	Type	Minimum	Maximum	Value(s)	Description
MMACCOUNT	Conditional	Character	1	20		This field contains the Multi Merchant Account number or account name, which is used by the application to identify the correct Client ID and Device Key to be used for performing Host operations like Transactions and Reports. This field is mandatory if the device has a Multi Merchant setup on-boarding and if DEFAULTMERCHANTACCOUNT parameter is not set. Example: 123456789/ 121212/ zxcvbnmQWERTY1
MMPIN	Conditional	Character	6	6		This field contains PIN value which will be used for MACCOUNT authentication. MMPIN update and setup is handled on PWC portal. The default value is usually the same as MACCOUNT. Example: 001212/ 123456

Authorization Response

Field	Type	Value	Description
RESPONSE_TEXT	Character		Processor response text. Example: APPROVED: A :AP
RESULT	Character		Commonly APPROVED or DECLINED
RESULT_CODE	Numeric	5 - Approved (RCHI/CPHI) 6 - DECLINED 59074 - Call for Auth	This indicates the result code.
RESPONSE_CODE	Character	A or E	Response code data will be returned to POS, same as received from the Host if this is present in Host response. Example: < RESPONSE_CODE>E< / RESPONSE_CODE>

Field	Type	Value	Description
TERMINATION_STATUS	Character	SUCCESS or FAILURE	This indicates the transaction termination status. This is the overall status of the transaction irrespective of approved or declined. Like, if the output is generated then the status is SUCCESS and if no output is generated then the status will be FAILURE.
POS_RECON	Character		POS reconciliation field echoed back if sent in request. Example: RetailPOS1
COUNTER	Numeric		Echoes counter sent in the request. Example: 100
TRANS_SEQ_NUM	Numeric		Processor/Batch trans sequence number. Example: 5
INTRN_SEQ_NUM	Numeric		PWC transaction ID. Example: 123456789
TROUTD	Numeric		Transaction routing ID. Example: 123456789
CTROUTD	Numeric		Client-specific Transaction routing ID. Example: 45
LPTOKEN	Numeric	Ex: 12357	LP Token is a non-sensitive unique number assigned to each unique card number processed with the UGP gateway. This value will automatically increment by one for each unique card number. This is a conditional field.
PAYMENT_MEDIA	Character	Commonly VISA/MC/DISC/AMEX/DEBIT	Mode of payment. NOTE: Value returned by device for an offline (SAF) response may differ from online.
PAYMENT_TYPE	Character		Type of payment (e.g., CREDIT, GIFT)
ACCT_NUM	Numeric		Returned the masked account number. Example: 400555*****0019
AUTH_CODE	Character		Processor authorization number. Example: TA0156

Field	Type	Value	Description
AVAILABLE_BALANCE	Floating point number		Available balance on the card used for transaction. This field will be returned to POS, when the Host returns the Available Balance data. SCA application sends <BALANCE_ENQ> as Host request field and based on the processor, it returns the Available Balance, and SCA will send it back to POS. Example: 1.00
APPROVED_AMOUNT	Floating point		Amount approved on authorization. Example: 5.00
ORIG_TRANS_AMOUNT	Floating point		Original transaction amount. Example: 5.00
CARD_ENTRY_MODE	Character		Refer to Card Entry Mode for details on possible values.
CARDHOLDER	Character		Returned for swiped/insert transactions. Example: MC TEST
CARD_EXP_MONTH	Numeric	Ex: 12	Card expiry month. Example: 12
CARD_EXP_YEAR	Numeric		Card expiry year. Example: 20
AVS_CODE	Character		Result of AVS check. Example: Z
CVV2_CODE	Character		Result of CVV2 check.
MERCHID	Numeric		Merchant ID. Example: 900000000123
TERMID	Numeric		Terminal ID. Example: 001
SERVER_ID	Numeric		Echoes what is sent in START request. Example: 10
CASHIER_ID	Character		Echoes what is sent in START request. Example: 10
REFERENCE	Character		Returned by some processors. Example: 100007265288
TRACE_CODE	Character		Returned by some processors for tracking purposes. Example: 119517
MERCH_DECL	Character	Values return: 100-AVS MISMATCH 200-CVV MISMATCH 300-AVS/CVV MISMATCH	Merchant decline codes will return when this is configured. It returns when declined by Host due to AVS/CVV mismatch.
MERCH_REF	Character	AVS MISMATCH CVV MISMATCH	Merchant reference will return when this is configured. It returns when declined by Host due to AVS/CVV mismatch.
AUTH_RESP_CODE	Character		Returned by some processors when the transaction is declined. Max 19 bytes. Example: 0131

Field	Type	Value	Description
SAF_NUM	Numeric		Returned instead of CTROUTD when transaction has been put in SAF. SAF number is per device. Example: 0008
RECEIPT_DATA	Character		Receipt Data This field contains the language code for the current transaction which is finalized based on the configured language on terminal and language preference from the card. This field will be returned only whenever the Card data is captured from cardholder during transaction flow. If Language code is not available from card, then terminal language will be returned. This field needs to be added for the below transaction flows.
TRAN_LANG_CODE	Character	en – English fr – French es – Spanish	Transaction date returned. Example: 2016.09.20
TRANS_DATE	Character		Transaction time returned. Example: 09:16:25
TRANS_TIME	Character		Conditionally returned when session is in Training Mode.
TRAINING_MODE	Character	ON or OFF	If present, VSP response field. Example: 100
VSP_CODE	Numeric	Ex: 100	If present, VSP response field.
VSP_RESULTDESC	Character	Success or Failure	If present, VSP response field. Example: 987696060049091234
VSP_TRXID	Numeric		This field is sent from the Host Response to POS Response, without any change. Example: CBCC.WSI
PPCV	Character		This field is sent from the Host Response. This field contains the Interac Sequence number from the host. Example: 1400040000000004001951
TRACE_NUM	Numeric		Customer Defined Data field is returned in POS response when it is present in the POS request and passed in the host request. Example: <CDD_DATA>INV200471</CDD_DATA>
CDD_DATA	Character		Signature data.
SIGNATUREDATA	Base 64 encoded data		

Field	Type	Value	Description
AUTH_REF_NUMBER	Character	Example: 123456789012345, Or It can be empty	This tag returns in the host response with the value for the particular transaction. This is used by some merchants to refer to the transaction at the host side. Currently this is applicable only for Worldpay processor.
COL_3, COL_4, COL_5, COL_6, COL_7, COL_8, COL_9, COL_10	Character		Column 3 to Column 10 fields value will be echoed in POS response. These fields are not sent to any payment processor.

Processor-Based Token (Conditional)

Note

For use with host based processors supporting card based token implementations.

Field	Type	Value	Description
CARD_TOKEN	Character	Card token. Example: 7987654321098765	
TOKEN_SOURCE	Character	Source of token. Example: PWC	
BANK_USERDATA	Character	Bank User Data, normally returned with CARD_TOKEN. Maximum 50 alphanumeric. Example: /CustData`JANE`K`DOE`~~~~00`	

Direct to Processor Implementation Response Fields (Conditional)

Note

Not applicable to Point Classic implementations.

Field	Type	Value	Description
HOST_RESPCODE	Numeric	Will be sent if present in the host response	
MERCHID	Numeric	Merchant ID	
TERMID	Numeric	Terminal ID	
LANE	Numeric	This is returned to identify the retail lane.	

Duplicate Transaction (Conditional)

Field	Type	Value	Description
-------	------	-------	-------------

DUPLICATE_TRANSACTION	Character	1 - Duplicate transaction detected	A duplicate transaction is detected if the same card is swiped in the context of two consecutive cashless purchase transactions on the same PIN pad. DUPLICATECHECK parameter must be enabled on Engage device. Refer to SCA Configuration Guide for more details on DUPLICATECHECK parameter.
-----------------------	-----------	------------------------------------	--

Transaction Performance Metric

Note

These fields are returned, if SCAPERFMETRIC parameter ([Application Parameters](#)) is enabled.

Field	Type	Value	Description
UI_TIME	Time		This indicates the time duration, for which the device screen is displayed (like error message, prompt screen, remove card screen) till any user action is performed in the command execution flow. This field is not applicable to capture the time for the Processing, Authorizing and transaction status screen. The format of the returned value would be S.sss, where S is seconds (this can be 0 to any positive integer) and sss is milliseconds. In case of any insignificant time or 0.000 value, will not be returned in the response. Example: <UI_TIME>44.028</UI_TIME>
HOST_TIME	Time		This indicates the time taken for the Connection to the host, sending request and receives data from the host. This field also take the cumulative time for multiple requests which may sent to the host during the transaction including two legged transactions, timeout requests, Auto Last Tran requests, DCC, Credit app proxy. The format of the returned value would be S.sss, where S is seconds (this can be 0 to any positive integer) and sss is milliseconds. In case of any insignificant time or 0.000 value, will not be returned in the response. Example: <HOST_TIME>1.389</HOST_TIME>
CMD_TIME	Time		This field indicates the total amount of time for a command, which is executed by the application from request received to the response sent. The format of the returned value would be S.sss, where S is seconds (this can be 0 to any positive integer) and sss is milliseconds. In case of any insignificant time or 0.000 value, will not be returned in the response. Example: <CMD_TIME>70.765</CMD_TIME>