



https://verifone.cloud/docs/sca-functional-specification/device_transaction/loyalty_capture

Updated: 23-Sep-2025

Loyalty Capture

This command directs the device to capture loyalty information from a customer. The background image of the Loyalty Capture command screen can be customized using `Loyalty_background.png` file. Refer to [Customizing Media Files for Device Commands](#) for more details.

Rules

1. The LOYALTY command is intended for non-payment purposes and is to be used outside of a payment transaction.
2. LOYALTYCAPTURE parameter should be enabled for this command.

Configuration Parameters

Following are the configuration parameters which affect the operation

- LOYALTYCAPTURE
- PLOYALTY

LOYALTY (Message Interface)

The following tables provide corresponding device UI interactions, detailed protocol information, including field descriptions and examples.

Device UI Required

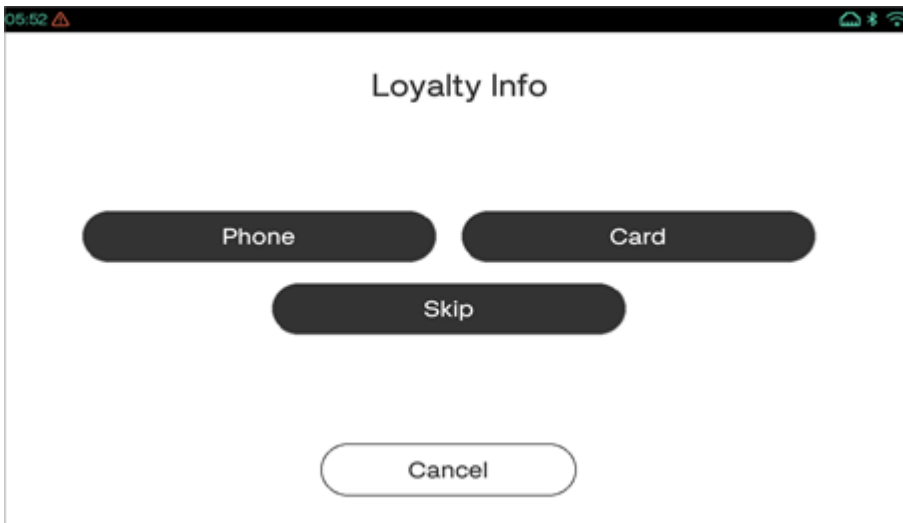
Note

Neo device (M450) is being used to capture screenshots for the Device UI Requirement section.

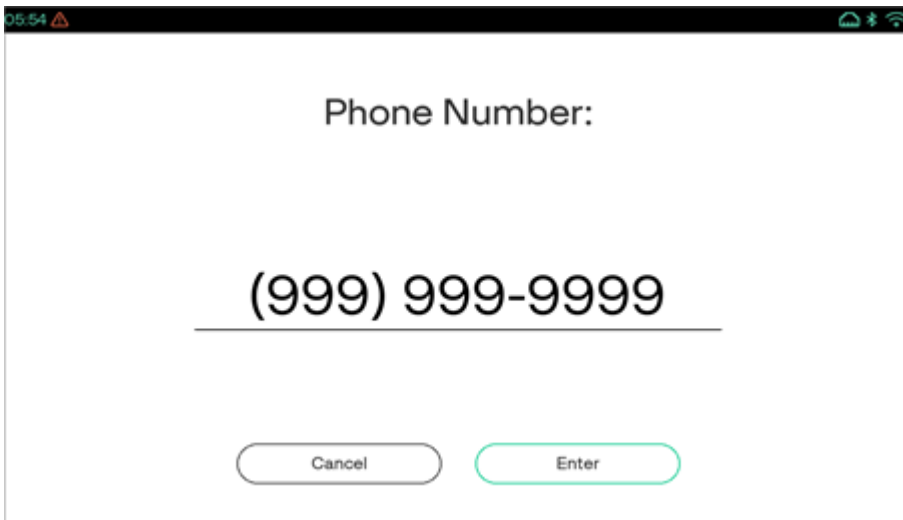
Display

User Action

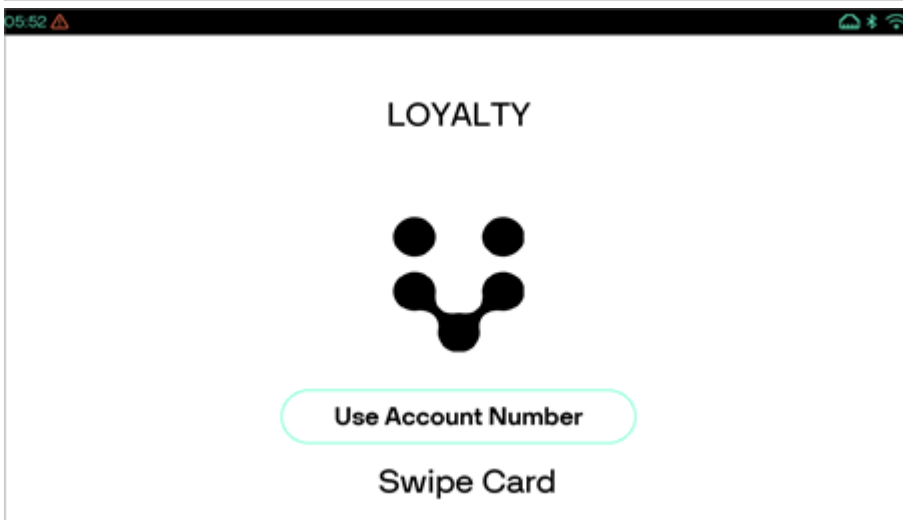
Terminal Action



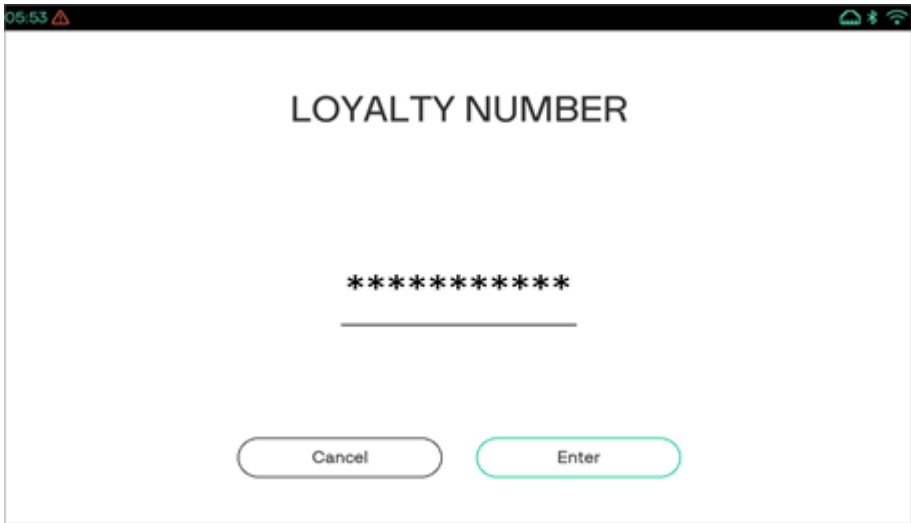
Select the option. The device displays the loyalty info screen.



Enter the phone number (If **Phone** option is selected in Loyalty Info screen). The device displays the Phone number screen to capture loyalty info.

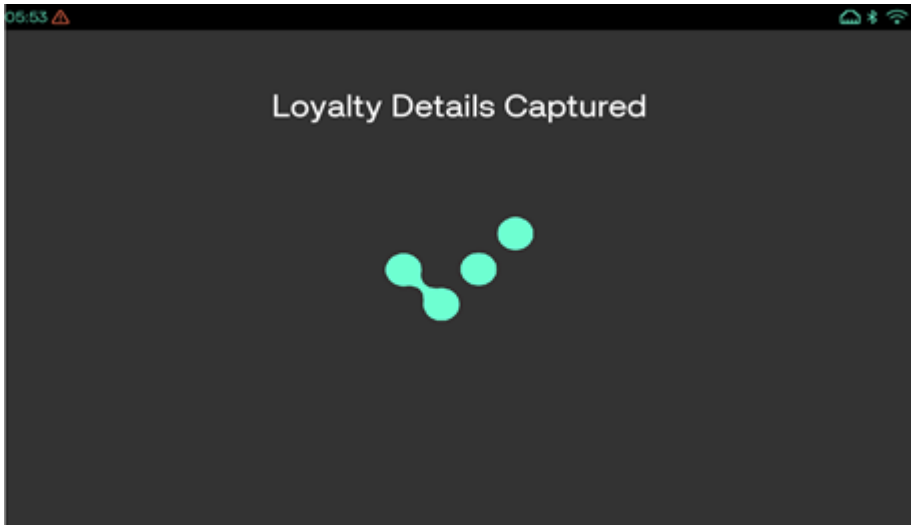


Swipe the card or select the **Use Account Number** option (If **Card** option is selected in Loyalty Info screen). The device displays the card entry screen to collect loyalty info.



Enter the loyalty number (If Use **Account Number** option is selected in card entry screen).

The device displays the loaylty number entry screen to capture loyalty info.



No action

The device displays the loaylty captured success screen after capturing the loyalty info either using Phone or Card option.

Request Packet

Field	Rule	Type	Minimum	Maximum	Value(s)	Description
FUNCTION_TYPE	Required	Static value	N/A	N/A	DEVICE	Type of function
COMMAND	Required	Static value	N/A	N/A	LOYALTY	Command name
TYPE	Optional	List	N/A	N/A	NUMBER – Will initiate prompting for Enter Loyalty Number (5 - 20 digits) instead of telephone number.	Loyalty type to be entered.
POS_RECON	Optional	Character	1	30		POS reconciliation. POS Reconciliation field to be echoed back in response to POS. Example: RetailPOS1

Field	Rule	Type	Minimum	Maximum	Value(s)	Description
COUNTER	Required	Numeric	1	10		COUNTER is used for a given MAC label. Each COUNTER should be higher than the last one. This is used to authenticate the POS. Example: 100
MAC	Required	Base64 Encoded Data	N/A	N/A	N/A	Message Authentication Code. This is used to authenticate the POS.
MAC_LABEL	Required	Character	1	50		Associated label that tells the device which MAC_KEY to use to decrypt the value of MAC. This is used to authenticate the POS. Example: REG1

Example

Following is an example of request packet

```
<TRANSACTION>
  <FUNCTION_TYPE>DEVICE</FUNCTION_TYPE>
  <COMMAND>LOYALTY</COMMAND>
  <COUNTER>1</COUNTER>
  <MAC> ... </MAC>
  <MAC_LABEL>REG2</MAC_LABEL>
</TRANSACTION>
```

Response Packet

Field	Type	Value	Description
RESPONSE_TEXT	Character		Processor response text. Example: Loyalty Details Captured
RESULT	Character		This indicates the Result details. Example: OK
RESULT_CODE	Numeric	Expected result code: - 1, 59001, 59006, 59040	This indicates the result code. Refer to Result/Error Codes for details.
TERMINATION_STATUS	Character	SUCCESS or FAILURE	This indicates the transaction termination status. This is the overall status of the transaction irrespective of approved or declined. Like, if the output is generated then the status is SUCCESS and if no output is generated then the status will be FAILURE.

Field	Type	Value	Description
LOYALTY_DATA	Character		Returns the loyalty data as Phone Number or swiped consumer input or loyalty number. Swiped non-PCI BIN cards return unencrypted account number. Swiped PCI cards return masked account number. Example: 8585552580
FULL_VAS_RESPONSE	Character		This field will return when Apple phone is tapped. Example: <FULL_VAS_RESPONSE>{ "Source" : "ApplePay ", " Status_Word": "6a83" } }</FULL_VAS_RESPONSE>
POS_RECON	Character		POS reconciliation field echoed back if sent in request. Example: RetailPOS1
COUNTER	Numeric		Echoes counter sent in the request. Example: 100

Fields returned for Token details

Field	Type	Value	Description
CARD_TOKEN	Character		Proxy set of numbers representing a unique card. Example: 7987654321098765
TRANS_SEQ_NUM	Numeric		Processor/Batch trans sequence number. Example: 5
INTRN_SEQ_NUM	Numeric		PWC transaction ID. Example: 123456789
MERCHID	Numeric		Merchant ID. Example: 900000000123
TERMID	Numeric		Terminal ID. Example: 001
TROUTD	Numeric		Transaction routing ID. Example: 157
CTROUTD	Numeric		Client-specific Transaction routing ID. Example: 28
ACCT_NUM	Numeric		Masked account number. Example: 454545*****4545
CARDHOLDER	Character		Cardholder name. Example: JOHN DOE
CARD_EXP_MONTH	Numeric		Card expiration month. Example: 06
CUSTOMER_ZIP	Numeric		Returns when zip code is captured with MANUAL_PROMPT_OPTIONS in request. Example: 02134
BANK_USERDATA	Character		Bank User Data, normally returned with CARD_TOKEN. Max 50 alphanumeric. Example: /CustData`JANE`K`DOE`~~~~00`
CARD_ENTRY_MODE	Character		Returns card entry mode values. Refer to Card Entry Mode for more details on possible values. Example: Swiped
TRAN_LANG_CODE	Character		<ul style="list-style-type: none"> • en – English • fr – French • es – Spanish This field contains the language code for the current transaction which is finalized based on the configured language on terminal and language preference from the card. This field will be returned only whenever the Card data is captured from cardholder during transaction flow. If Language code is not available from card, then terminal language will be returned. This field needs to be added for the below transaction flows.

Transaction Performance Metric

Note

These fields are returned, if SCAPERFMETRIC parameter ([Application Parameters](#)) is enabled.

Field	Type	Value	Description
UI_TIME	Time		This indicates the time duration, for which the device screen is displayed (like error message, prompt screen, remove card screen) till any user action is performed in the command execution flow. This field is not applicable to capture the time for the Processing, Authorizing and transaction status screen. The format of the returned value would be S.sss, where S is seconds (this can be 0 to any positive integer) and sss is milliseconds. In case of any insignificant time or 0.000 value, will not be returned in the response. Example: <UI_TIME>44.028</UI_TIME>
HOST_TIME	Time		This indicates the time taken for the Connection to the host, sending request and receives data from the host. This field also take the cumulative time for multiple requests which may sent to the host during the transaction including two legged transactions, timeout requests, Auto Last Tran requests, DCC, Credit app proxy. The format of the returned value would be S.sss, where S is seconds (this can be 0 to any positive integer) and sss is milliseconds. In case of any insignificant time or 0.000 value, will not be returned in the response. Example: <HOST_TIME>1.389</HOST_TIME>
CMD_TIME	Time		This field indicates the total amount of time for a command, which is executed by the application from request received to the response sent. The format of the returned value would be S.sss, where S is seconds (this can be 0 to any positive integer) and sss is milliseconds. In case of any insignificant time or 0.000 value, will not be returned in the response. Example: <CMD_TIME>70.765</CMD_TIME>

Example

Example Response (PCI Cards)

```
<RESULT_CODE>-1</RESULT_CODE>
  <TERMINATION_STATUS>SUCCESS</TERMINATION_STATUS>
  <LOYALTY_DATA>2223603580350203</LOYALTY_DATA>
  <COMMAND>LOYALTY</COMMAND>
  <ACCT_NUM>222360*****0203</ACCT_NUM>
  <BATCH_TRACE_ID>8d6266b7-5604-4d81-b5df-a230e9289330</
BATCH_TRACE_ID>
  <BANK_USERDATA>MASTERCARD</BANK_USERDATA>
  <CARD_ENTRY_MODE>Contactless</CARD_ENTRY_MODE>
  <CARD_EXP_MONTH>12</CARD_EXP_MONTH>
  <CARD_EXP_YEAR>25</CARD_EXP_YEAR>
  <CARD_TOKEN>2223603580350203</CARD_TOKEN>
  <MERCHID>700000013301</MERCHID>
  <TERMID>104</TERMID>
  <PAYMENT_TYPE>CREDIT</PAYMENT_TYPE>
  <PAYMENT_MEDIA>MASTERCARD</PAYMENT_MEDIA>
  <CTROUTD>308816163451</CTROUTD>
```

```
<TRANS_DATE>2023.03.29</TRANS_DATE>
<TRAN_LANG_CODE>en</TRAN_LANG_CODE>
<TRANS_TIME>16.34.51</TRANS_TIME>
<TOKEN_SOURCE>CHASE</TOKEN_SOURCE>
<TRAINING_MODE>OFF</TRAINING_MODE>
<TRANS_AMOUNT>0.00</TRANS_AMOUNT>
<COUNTER>33</COUNTER>
</RESPONSE>
```

Example Response (Non PCI Range - Gift card)

```
<RESPONSE>
  <RESPONSE_TEXT>Loyalty Details Captured</RESPONSE_TEXT>
  <RESULT>OK</RESULT>
  <RESULT_CODE>-1</RESULT_CODE>
  <TERMINATION_STATUS>SUCCESS</TERMINATION_STATUS>
  <LOYALTY_DATA>6010567191858854</LOYALTY_DATA>
  <COMMAND>LOYALTY</COMMAND>
  <CARD_EXP_MONTH>12</CARD_EXP_MONTH>
  <CARD_EXP_YEAR>25</CARD_EXP_YEAR>
  <CARDHOLDER>FIRSTDATA/TEST</CARDHOLDER>
  <TRAN_LANG_CODE>en</TRAN_LANG_CODE>
  <COUNTER>8</COUNTER>
</RESPONSE>
```