

Verifone Commander

Release Notes



Versions and Information

Release (Base) Version	54.02.03
Release Date	August 28, 2024
Publication Date	September 11, 2024 (Updated)

Distribution Components

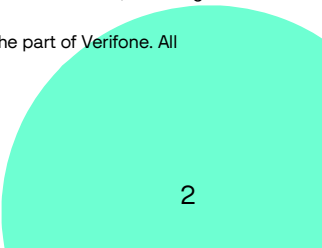
Release (Base)	054.02.03
POS OS	5.01.03
Verifone Commander OS	1.12.01
EPS	9.04.00
RCI	6.00.01
WEB	5.05.00

FEP	Suite Version	FEP Version	Network Version
Buypass	3.13.07	UMF 3.13.07	TTPID: RVE103
Chase	1.02.07	1.02.07	—
Chevron	1.17.07	08.54.02.03	—
HPS	1.16.07	6.07.07	—
NBS	2.04.07	2.04.07	—
Phillips 66	1.17.07	3.06.07	39
Shell	2.12.07	2.12.07	—
VAPS	1.13.07	9.07.07	00
Verifone EPS (LAC)	1.07.07	1.07.07	—
WorldPay	1.17.07	1.17.07	—

© 2024 Verifone, Inc. All rights reserved.

No part of this publication covered by the copyrights herein may be reproduced or copied in any form or by any means - graphic, electronic, or mechanical, including photocopying, taping, or information storage and retrieval systems - without written permission of the publisher.

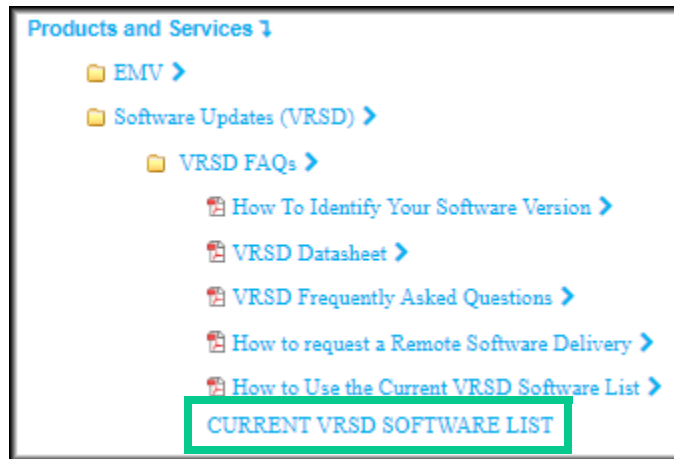
The content of this document is subject to change without notice. The information contained herein does not represent a commitment on the part of Verifone. All features and specifications are subject to change without notice.



PIN Pad Software Versions

Minimum EVPAY (Engage) Certified Versions

For the EVPAY (Engage) Certified Versions for Verifone M400 and P400, click on [Petro & Convenience](#) and then navigate to Products and Services > Software Updates (VRSD) > VRSD FAQs > Current VRSD Software List. This list is on support.verifone.com at Technical Support > Support Articles > Petro & Convenience > Products and Services > Software Updates (VRSD) > VRSD FAQs.



Attendant Payment Terminal (APT) Version

This Verifone EPS (LAC) Commander software requires APT version 1.03.01.

Minimum EMV Certified Verifone ViperPAY Versions




For the ViperPay Certified Versions for Verifone MX PIN pads, click on [Current VRSD Production Software List](#).

Make sure the minimum OS and any OS Updates are loaded before installing Verifone ViperPAY. See the Verifone ViperPAY release notes.


PIN pad	Version	XPI	Kernel	OS Version
Verifone MX 900 Series	4.07.10	5300w	Velocity L2 7.02	Minimum - 30140200
				Recommended - 30251000

Contents


- Versions and Information----- 2
- Distribution Components----- 2
- PIN Pad Software Versions ----- 3
 - Minimum EVPAY (Engage) Certified Versions ----- 3
 - Attendant Payment Terminal (APT) Version ----- 3
 - Minimum EMV Certified Verifone ViperPAY Versions ----- 3
- Contents ----- 4
- Important Information ----- 8
 - Lab, Beta, or Production Software Status ----- 8
 - Verifone C-Site Management Onboarding Feature----- 8
 - Verifone C18 Self Checkout Application----- 8
 - Configuring the Verifone C18 when using a Legacy Scanner ----- 9
 - EMV Certified ----- 9
 - Verifone EPS (LAC) Outdoor EMV ----- 9
 - TLS Support ----- 9
 - Buypass Software Installation----- 10
 - VAPS Software Installation----- 10
 - Verifone Remote Software Delivery (VRSD)----- 10
 - FEP Configuration Documentation ----- 10
- What’s New In Release Version: 54.02.03----- 11
 - Resolutions ----- 11
 - Verifone C18 Self Checkout ----- 11
 - Verifone Configuration Client----- 11
 - POS System ----- 11
 - Reports ----- 11
- FEP Specific Changes ----- 12
 - Phillips 66 FEP ----- 12
 - Resolution ----- 12
 - VAPS FEP ----- 13
 - Resolution ----- 13
- What’s New In Release Version: 54.02.02----- 14
 - Resolutions ----- 14
 - EPS System ----- 14
- What’s New In Release Version: 54.02.01 ----- 14
 - Enhancement ----- 14
 - EPS System ----- 14
 - Resolutions ----- 14
 - Loyalty ----- 14
 - C18 Self Checkout----- 14
 - Dispenser Card Readers----- 15
- FEP Specific Changes ----- 16
 - Rapid Connect FEP ----- 16
 - Resolution ----- 16
 - Verifone EPS ----- 17




- Resolution ----- 17
- What's New In Release Version: 54.02.00 ----- 18
 - Enhancements and New Features -----18
 - Verifone C18 Self Checkout and POS----- 18
 - Verifone Cloud ----- 18
 - Verifone Configuration Client ----- 18
 - Verifone Configuration Client and FoodService ----- 18
 - FoodService ----- 18
 - POS System ----- 18
 - Resolutions -----19
 - Verifone Configuration Client ----- 19
 - Dispenser Card Readers----- 19
 - EPS System ----- 20
 - FoodService ----- 20
 - Loyalty ----- 20
 - POS System ----- 21
 - Reports ----- 21
 - Sales ----- 21
- FEP Specific Changes ----- 23
 - Chase FEP ----- 23
 - Enhancement----- 23
 - Chevron FEP ----- 24
 - Enhancement----- 24
 - Resolution ----- 24
 - HPS FEP ----- 25
 - Enhancement----- 25
 - Resolution ----- 25
 - NBS FEP----- 26
 - Resolution ----- 26
 - Phillips 66 FEP ----- 27
 - Enhancement----- 27
 - Resolution ----- 27
 - Rapid Connect FEP ----- 28
 - Enhancement----- 28
 - Resolutions ----- 28
 - VAPS FEP ----- 29
 - Enhancement----- 29
 - Resolution ----- 29
- What's New In Release Version: 54.01.00 ----- 30
 - Enhancements and New Features ----- 30
 - Verifone C18 Self Checkout Application and POS ----- 30
 - Verifone Configuration Client ----- 30
 - Dispensers ----- 30
 - FoodService ----- 30
 - POS System ----- 30
 - Sales ----- 30
 - Resolutions ----- 31
 - Verifone C18 Self Checkout Application----- 31



- Verifone Configuration Client ----- 31
- Dispensers ----- 31
- Dispenser Card Readers ----- 32
- EPS System ----- 32
- POS System ----- 32
- Reports ----- 33
- Sales ----- 33
- FEP Specific Changes ----- 34
 - Chase FEP ----- 34
 - Resolution ----- 34
 - Chevron FEP ----- 35
 - Enhancement ----- 35
 - Resolutions ----- 35
 - HPS FEP ----- 36
 - Enhancement ----- 36
 - Resolution ----- 36
 - Phillips 66 FEP ----- 37
 - Enhancement ----- 37
 - Rapid Connect FEP ----- 38
 - Enhancements ----- 38
 - Resolution ----- 38
 - VAPS FEP ----- 39
 - Enhancement ----- 39
 - Resolution ----- 39
 - Verifone EPS ----- 40
 - Resolutions ----- 40
 - WorldPay FEP ----- 41
 - Enhancement ----- 41
 - Resolutions ----- 41
- What's New In Release Version: 54.00.00 ----- 42
 - Enhancements and New Features ----- 42
 - Verifone C-Site Management Onboarding Feature ----- 42
 - Verifone C18 Self Checkout Application ----- 42
 - Dispensers ----- 42
 - EPS System ----- 42
 - FoodService ----- 42
 - POS System ----- 42
 - Resolutions ----- 43
 - Verifone C18 Self Checkout Application ----- 43
 - Verifone Configuration Client ----- 43
 - Dispensers ----- 43
 - Dispenser Card Readers ----- 43
 - EPS System ----- 44
 - FoodService ----- 44
 - Loyalty ----- 44
 - POS System ----- 44
 - Proprietary Fleet FEP ----- 44
 - Reports ----- 44
 - Sales ----- 44



- FEP Specific Changes ----- 45
 - Chase FEP ----- 45
 - Enhancements ----- 45
 - Resolutions ----- 45
 - Chevron FEP ----- 46
 - Enhancements ----- 46
 - Resolution ----- 46
 - HPS FEP ----- 47
 - Resolutions ----- 47
 - NBS FEP ----- 48
 - Enhancement ----- 48
 - Rapid Connect FEP ----- 49
 - TransArmor Verifone Edition (TAVE) Feature ----- 49
 - Resolutions ----- 49
 - VAPS FEP ----- 50
 - Resolution ----- 50
 - Verifone EPS (LAC) FEP ----- 51
 - Enhancement ----- 51
 - WorldPay FEP ----- 52
 - Enhancement ----- 52
 - Resolution ----- 52
- Installation Options ----- 53
 - Supported Verifone POS Terminals ----- 53
 - Installation Documentation ----- 53
- Dispenser Manufacturers Supported by Processor/Brand ----- 54
- MSD Contactless No Longer Supported by Release ----- 55
- Fuel Hardware Peripherals Supported ----- 56
 - Dispenser Interfaces ----- 58
 - Bennett ----- 58
 - Tokheim ----- 58
 - Dresser/Wayne ----- 58
 - Gilbarco ----- 58
- Dispenser Card Readers — Supported Options ----- 59
 - Bennett ----- 59
 - Dresser/Wayne ----- 61
 - Gilbarco ----- 67
 - Invenco ----- 72
 - Tokheim ----- 74
- Verifone and Partner Options Supported ----- 76
- Additional Information ----- 80
 - Weights and Measures ----- 80



Important Information

Lab, Beta, or Production Software Status

See the Lab, Beta, or Production software sections on the Premier Portal for the release status of each FEP's software at Manage > Petro Downloads > Commander and RubyCi > Commander Software Suites, Release Notes and Documentation. These release notes contain all the information for all release statuses.

Verifone C-Site Management Onboarding Feature

If the Verifone Commander is not onboarded to the Verifone C-Site Management within a certain amount of time, it will not be able to perform merchandise and fuel transactions. See the Verifone C-Site Management User Reference on the Verifone Premier Portal for more information.

Verifone C18 Self Checkout Application

Auto Upgrade

The following is important information when setting up Verifone Self Checkout on the Verifone C18 POS for the first time. The following configuration is not needed after the next Auto Upgrade.

- If an Auto Upgrade was performed, the Verifone Self Checkout sub-menu will not display under the Configuration Client > Store Operations menu. To enable the Verifone Self Checkout sub-menu, assign the following roles at Configuration Client > Security > Manage Users > User Administration > Configure Roles.
 - usccategorycfg - Update Verifone Self Checkout Category Configuration
 - usccglobalcfg - Update Verifone Self Checkout Global Configuration
 - usccregistercfg - Update Verifone Self Checkout Register Configuration



The Verifone Self Checkout sub-menu displays if the Verifone Commander software was installed manually.

Configuring the Verifone C18 when using a Legacy Scanner

Sites that do not have a 2D scanner will need to disable swipe ahead in order to process Easy ID or a POP Membership card at the PIN pad. Do the following two steps consecutively:

- On the Verifone C18 POS, disable Swipe Ahead at Maintenance > Device Configuration > PINPAD configuration > EPS PINPAD with Driver License and POP Membership.
- On the Verifone MX 900 Series PIN pad, edit the Config.Usr1 Swipe Ahead value found in System Mode at Home > Administration > Config by entering the Config.Usr1 file. Under the [PERM] section, there will be a Swipe Ahead parameter with a '0' or a '1' value. The value should be set to '0' to disable it. After the change, reboot the PIN pad.

EMV Certified

This software version supports Contact and Contactless Indoor. See the Dispenser Card Reader section towards the back of these release notes for EMV Contact and Contactless certifications for each dispenser manufacturer.

Verifone EPS (LAC) Outdoor EMV

Outdoor EMV is only for Trinidad and Tobago locations.

TLS Support



The steps below are only required for a manual software installation. The Auto Upgrade automatically sets the TLS settings.

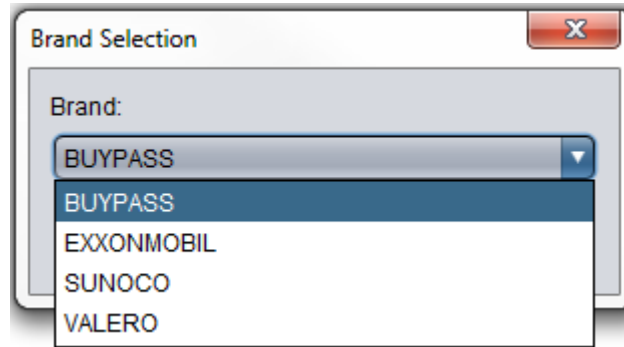
To set up TLS and if this is a manual software installation, follow these steps:

1. On the Verifone MX PINpad, the Port needs to be set to '5000' at Configuration > Network Settings.
2. On the Verifone Commander, the POP has to be configured to "Connect with SSL" and Secure Port '5000' at Configuration Client > Payment Controller > EPS Global Configuration > POP.

See the latest Verifone ViperPAY User Guide and Commander documentation for more details on accessing these areas.

Buypass Software Installation

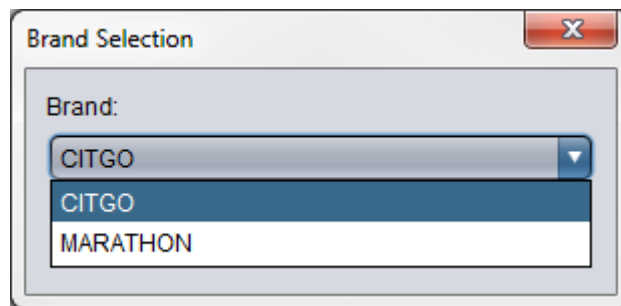
During the software installation, the system prompts for Brand Selection. Choose from the drop-down menu and then click OK.



After installation, see the Help menu and the About to check the Brand selection.

VAPS Software Installation

During the software installation, the system prompts for Brand Selection. Choose from the drop-down menu and then click OK.



After installation, see the Help menu and the About to check the Brand selection.

Verifone Remote Software Delivery (VRSD)

The Verifone Commander supports the Verifone Remote Software Download (VRSD) to allow automated software updates from the Verifone servers. See the Verifone Remote Software Delivery Implementation Guide for more information.

FEP Configuration Documentation

See the Verifone Commander Network Configuration Guide.

What's New In Release Version: 54.02.03

RESOLUTIONS

Verifone C18 Self Checkout

During a Verifone Self Checkout fuel prepay and the default price level was set to Credit and then the customer paid with cash MOP, an incorrect price level was given. This was corrected.

Verifone Configuration Client


When apostrophes, slashes, or double quotes were used in a category name, the information was missing from the category configuration. This was corrected and double quotes and slashes cannot be used in the name, but apostrophes are allowed.

POS System

Improvements were added to the POS Pairing feature to assist with Helpdesk troubleshooting efforts.

Reports

Taxes were not displaying in the Tax Reports when the tax name size was more than 10 characters and included a special character. This was corrected and the tax name will be truncated in the report if it has more than 10 characters.



FEP Specific Changes

Phillips 66 FEP

Resolution

The preauthorization was not matching the WEX card number provided in the completion message. This resulted in a transaction posting to a terminated card. Also, Fallback transactions were not displaying an odometer for the preauthorization and the Driver and Vehicle number was not matching between preauthorization and completion messages. These were corrected.

VAPS FEP

Resolution

The preauthorization was not matching the WEX card number provided in the completion message. This resulted in a transaction posting to a terminated card. Also, Fallback transactions were not displaying an odometer for the preauthorization and the Driver and Vehicle number was not matching between preauthorization and completion messages. These were corrected.

What's New In Release Version: 54.02.02

RESOLUTIONS

EPS System

1. Occasionally, Fiserv was not receiving the Fuel Grade Movement and Fuel Reports from the site. This was corrected.
2. There were extra buffers created when a batch close was performed. This had the potential to occasionally cause an out of memory issue that resulted in transactions failing when trying to run transactions on the POS. Rebooting the Verifone Commander temporarily fixed the issue. This was corrected and the extra buffers will no longer be created during a batch close.

What's New In Release Version: 54.02.01

ENHANCEMENT

EPS System

Chip-based approvals are no longer supported for EMV cards.

RESOLUTIONS

Loyalty

Mobile Transaction details were not displaying in the POS Loyalty PPU Transaction Detail Report and Terminal Batch Loyalty Detail Report. This was corrected.

C18 Self Checkout

User was unable to access the Glory cash recycler browser through the POS. The error message "Your Internet access is blocked" displayed. This was corrected.

Dispenser Card Readers

1. “Enter Data” was prompted instead of “Enter PIN” for contactless PIN transactions when PIN bypass was enabled for the card on Wayne DCRs. This was corrected.
2. When the DCR parameter “Approve All Sales” was enabled, the pump authorization for the second and any additional fuel products selected were not correctly using the original fuel product detail created. It was creating a new fuel product detail and not retaining the expected individual fuel grade limits provided from the host. This was corrected.

FEP Specific Changes

Rapid Connect FEP

Resolution

When a new BIN file that excluded 8-digit BINs was received and loaded for a TAVED Gilbarco M5, Debit Network Alliance cards were failing with a Try Again PIN error message. This was corrected.

Verifone EPS

Resolution

Transaction numbers were exceeding 6-digits and were not settling after Store and Forward. This was corrected.

What's New In Release Version: 54.02.00

ENHANCEMENTS AND NEW FEATURES

Verifone C18 Self Checkout and POS

Cashiers and managers can now access the Glory cash recycler's management system through a browser on the POS and/or the Verifone C18 Self Checkout.

Verifone Cloud

1. Verifone Commander Onboarding can now be performed by giving only C-Site Management credentials at the Verifone Commander Configuration Client.
2. POS Security and Fuel Tax Exemptions can now be configured from the C-Site Management. Also, the Verifone Commander data can be synchronized to the C-Site Management.

Verifone Configuration Client

The EZ-Receipt and APM menus and configurations have been removed from Verifone Configuration Client.

Verifone Configuration Client and FoodService

Enhancements have been made between the Verifone Configuration Client and the KDS (Kitchen Display System) by implementing a "Refresh Configuration" functionality. This enhancement aims to ensure that the KDS stays up to date with the latest configuration settings provided by the Verifone Configuration Client.

FoodService

Food Order Status notification is now sent to Cloud KDS.

POS System

1. In the Scanner Configuration, the default scanner option was changed to "2D Scanner" and the Ruby Ready scanner entry was renamed to Ruby Ready Scanner (Legacy). Sites that auto upgrade will retain the scanner they configured in the previous version.
2. Enhancements have been made to POS Pairing.

RESOLUTIONS

Verifone Configuration Client

The Refresh Configuration feature at Verifone Configuration Client > Tools has been enhanced to include departments assigned to the PLUs sent using VISTA.

Dispenser Card Readers

1. When a card does not have loyalty discounts and the customer answered 'No' at the loyalty registration message, the DCR was prompting for loyalty after fueling and getting stuck. This was corrected and the transaction will complete as expected.
2. Quick swipe handling was not executing in cases where EMV card was inserted and removed before ATR (Answer to Reset) was received. This was improved so that the card reader and keypad will be disabled when the EMV card is inserted and removed before ATR (Answer to Reset) is received. Also, the DCR will display a prompt to inform the customer that the card should be left in reader on next attempt.
3. On Gilbarco DCRs, when a card had both Credit and US Common Debit AID, T42 (IIN) and T5F55 (Issuer country code) tags were not returned from the device although these tags were present in card image. This was corrected and now will be returned from the device.
4. Initially when the EMV Configuration was sent to the Wayne DCRs, the system did not allow for partial AID match on Contactless Discover cards. This was corrected and now it allows for extended AID Discover Cards to be processed correctly.
5. When the "DCR Approve All Sales" option was enabled in the DCR configuration, the customer was only able to dispense one product and then the transaction completed. This was corrected and now the cashier can approve all sales with one key press, the customer can dispense multiple products, and then the sale finalizes.
6. When loyalty was enabled, user entered loyalty number at prompt, DCR displayed points balance, the DCR prompted for "Pay here Y/N" prompt, and if the user selected the 'NO' option, a network error was displayed. This was corrected.
7. Bennett DCR was locking up on second transaction after swiping attendant card. The DCR displayed the "Please Remove Card" message until the DCR was initialized or rebooted. This was corrected.
8. Occasionally, outdoor transactions were not journaled to the POS system until later in the day or next day. This caused an issue with reporting and with receipt reprint. This was corrected.
9. There was a difference in amounts between the Network Card Report, Network Product Report, and EPS Network Report due to the DCR completing the sale as a zero dollar amount. This was corrected.
10. When a Gilbarco CRIND Contactless transaction was initiated with a MasterCard, the CDA (Tag 95) failed due to incorrect CAPKs. This was corrected and now during EMV Initialization,

the CAPK section processing of the Gilbarco file correctly creates the two-character index number value by ensuring a leading zero character is provided if required.

11. Gilbarco M7 Contactless Reader in DCR was not enabled after DCR Initialization. This was corrected.

EPS System

1. After a PIN prompt was canceled, the transaction continued instead of going into a declined state. This was corrected and now the transaction will cancel.
2. When Contactless EMV was enabled at the DCR, it was allowing contactless mag-stripe data (MSD) transactions. This was corrected.
3. There was a potential memory issue with Car Wash Paypoint, Vista Terminal or APT terminal configurations. This was corrected.
4. Contactless cards were prompting for cashback when disabled or not implemented. This was corrected and now will only prompt if cashback is enabled.
5. There was an issue with STAN files growing to large sizes leading to a potential memory issue. This was corrected.
6. The cashier was unable to activate CHS proprietary cards on the PIN pad. This was corrected.
7. When auto upgrading from Base 53.41.XX, the EMV Configuration tab was blank. This was corrected.

FoodService

After every login attempt from APT devices, Refresh Configuration request was initiated from the APT device to VISTA and VISTA was trying to get the screen configuration. This caused a “Record Not Found” in the logs. It had no impact on the login and transactions performed on the APT device. This was corrected.

Loyalty

1. Messages from the Loyalty Host were not being displayed to the cashier, but instead, displayed a “PCATS07 ISO Format Error” message. This was corrected and now the loyalty messages are displayed.
2. With Loyalty and Prompt for Loyalty after payment enabled, the “Reward Customer Yes/No” prompt was not displayed on the PIN pad. This was corrected.
3. Sale items in the loyalty finalization from the POS were not adding up to the total amount of the transaction and therefore, the EPS was not finalizing loyalty. Retrying the loyalty completion was not correcting it, but the system kept trying to complete it. This caused a large number of STAN files on the EPS. This was corrected.

POS System

1. Digital Video Recorder (DVR) went offline when Receipt Printer Unavailable message displayed on the POS. This was corrected.
2. Special characters in the Site ID, Location ID, and Period Name were causing the system to send blank data to the back office. This was corrected.
3. When the cashier added a PLU with serial number and then canceled the serial number prompt, the PIN pad was still activated with the blue arrow lights. This was corrected and now the PIN pad blue arrow lights will be turned off when the cashier cancels the serial number prompt.
4. When the “ASM license expired” or “SCO license expired” overlay message displayed, the “Sales Functions Initializing” message also displayed. This was corrected and the Sales Functions Initializing message will not display.
5. After an auto upgrade, the full scanner configuration was not retained. This was corrected.
6. The Verifone Commander was rejecting the import of an image file with “The maximum number of images allowed is 300” error message. This was corrected and the limit was increased to 500 images.
7. After an auto upgrade, the Swipe License/Membership option under PIN Pad Configuration was not sending a prompt to the PIN pad. This was corrected.
8. The auto upgrade failed due to an issue in the auto renewal of Verifone Commander and POS trust (SSH-CA cert) after one year of expiry. This was corrected.
9. POS terminals were unexpectedly becoming unpaired with the Commander. This was corrected.

Reports

The Pump Test was not displaying the subtracted amount from the fuel reports. This was corrected.

Sales

1. When the user entered an invalid account number for EBT Voucher Processing, the flow stopped without any message. This was corrected and now the EPS will display “Invalid Account Number” when EBT number is not correctly entered.
2. For Charity transactions, when the Cash MOP was selected, the PIN pad displayed the option to the exact amount or “No Thanks.” When the Credit MOP was selected, the “No Thanks” prompt was not displayed and the customer had to select Cancel. This caused confusion. This was corrected and now the prompt displays for Credit.
3. On split tender transaction, the EPS was getting pay line items from the POS and loyalty was taking full transaction amount as pay line item for Cash. This was corrected and when cash is

last pay line item, the actual pay line item amount is calculated by subtracting other pay line items stored in EPS STAN files.

4. Fuel Reward (FRN) and second loyalty was not printing inside, but instead printed as price tier. This was corrected.
5. Multiple Fuel discounts were not printed for more than one fuel product discount when used in one transaction. This was corrected. When applying an auto-generated POP code using any qualifier to an indoor prepay fuel transaction, the POS displayed the “POP CODE REJECTED” message. This was corrected.
6. On Verifone C18 POS register with a POP Discount transaction and loyalty offline, the PIN pad was stuck on “Waiting for cashier” and the C18 did not respond after pressing CASH MOP key to complete transaction. This was corrected.
7. A PLU with department fuel type was able to be voided using void line. This was corrected and now when this type of void transaction is attempted, the POS will display not allowed.

FEP Specific Changes

Chase FEP

Enhancement

EMV Contactless cards are now supported at Gilbarco and Wayne DCRs for the Chase distribution.

Chevron FEP

Enhancement

Online and offline transactions are now sent at the same time so that the site can process debit transactions while offline transactions are in queue. Also, online transaction channel handling has been improved.

Resolution

Card label was printed twice in the receipt for outdoor card transactions. This was corrected and will print only one time.

HPS FEP

Enhancement

JCB and China Unionpay (CUP) contactless cards are now supported inside and outside.

Resolution

The EPS time will now synchronize with the HPS host. The time sync request will be triggered at 3:00 A.M. local time everyday and after a PDL request.

NBS FEP

Resolution

Fuel sales using Visa Fleet cards were preauthorized, but occasionally not settling with the host. This was occurring with POS prepays as well as preauthorizations at DCRs. The host was not getting the completion from the EPS when this occurred. This was corrected.

Phillips 66 FEP

Enhancement

The EPS time will now synchronize with the HPS host. The time sync request will be triggered at 3:00 A.M. local time everyday and after a PDL request.

Resolution

The POS was locking up after a card was declined. This was corrected.

Rapid Connect FEP

Enhancement

For ExxonMobil sites, the following support has been added for Comdata:

- Comdata only and Comdata co-branded commercial fleet cards
- Comdata Comcheks (requires an MOP to be configured)
- Comdata Express Codes (requires an MOP to be configured)
- An option to send Diesel fuel prices to Comdata through Fiserv so a site's prices can be displayed in Comdata's mobile app. Also, cards can be approved for fueling if the price is within the price posted in the app.

Resolutions

1. EMV Fallback transactions contained no receipt or card information. This was corrected.
2. All DCR sales were getting response code 904 with “No EMV Data received from host” error message in the log. This was caused by not supporting multiple currencies. This was corrected by adding multiple currencies to the configuration file.

VAPS FEP

Enhancement

The EPS time will now synchronize with the HPS host. The time sync request will be triggered at 3:00 A.M. local time everyday and after a PDL request.

Resolution

When using a gift card in a postpay fuel sale, it was failing with the response code 50 from the host. This was corrected.

What's New In Release Version: 54.01.00

ENHANCEMENTS AND NEW FEATURES

Verifone C18 Self Checkout Application and POS

An employee can now generate a bar code to log into the C18 Verifone Self Checkout Application and the POS. It can also be used for performing override functions. The bar code is valid until a Close Daily is performed or the employee generates a new bar code. The option is located under the Maintenance menu.

Verifone Configuration Client

The number of POP Discounts have increased from 25 to 50 on the Verifone Configuration Client > Promos and Discounts > POP Discount Configuration > POP Discounts tab.

Dispensers

1. Kilograms is now supported as the unit of measure only for fueling positions that have a hydrogen-based fuel configured. Currently, the product codes for hydrogen fuel is 331 and 332. If any fueling position that has a fuel product with product code 331 or 332, then that fueling position will be considered Hydrogen-based and will use kilograms as the unit of measure. DCR receipts, POS displays, and reporting to the EPS will reflect kilograms.
2. The ability to gather Bennett Hydrogen Dispenser Blending Reports and Site Asset Data are now supported.

FoodService

FoodService Paid Order over and under amounts are now displayed in the MOP Totals Report.

POS System

1. The number of menus that can be configured on Verifone Commander has increased from 200 to 500.
2. Support was added for the new GenTouch touch panel on Ruby2 and Topaz-410 POS workstations.

Sales

A new receipt section was added to print a consolidated view of all PPG discounts on inside and outside receipts. The "Receipt Print PPG Discount Table" parameter can be enabled or disabled at Verifone Configuration Client > Sales Configuration menu.

RESOLUTIONS

Verifone C18 Self Checkout Application

1. When the cashier logged into the Verifone Self Checkout Application to perform a sales transaction with Credit and then canceled it, it locked up on the transaction canceled overlay message. The cashier had to reboot the C18 to clear it. This was corrected and now the overlay message will disappear after a few seconds.
2. On the Verifone C18 Self Checkout application, occasionally, the cash recycler was giving too much change in the transaction. This was corrected.
3. If the first cash recycler was configured and saved and then a second cash recycler was configured but not saved, the first cash recycler obtained the configuration from the second one. This was corrected.
4. Charity has been removed from the Verifone Self Checkout Application for cash transactions.
5. When the cash recycler was empty or had less change than cash inserted, an error was displayed instead of prompting the cashier to insert more currency. This was corrected and the cash recycler will now prompt the cashier for more currency.
6. The Verifone C18 Self Checkout Application “Feature Disabled” message was displayed when the POS was in Self Checkout Application mode. This was corrected.

Verifone Configuration Client

1. When trying to log into Verifone Commander Configuration Client from the POS on first login, it displayed the “This site can't be reached” error message. On any login attempts after the first try, the user was able to reach the Verifone Commander Configuration Client. This was corrected.
2. When the Pricecheck overlay was displayed, the option to add the PLU after PLU entry, was not present. This was corrected and now the option to add a PLU is displayed.
3. When the Verifone Configuration Client price was configured to the same price as the PetroVend price, an error occurred causing the real time sales data on the PetroVend device not be reported. This was corrected.

Dispensers

1. When back-to-back fuel or price initializations are made within a certain time interval, the price change was updated for the first initialization, but subsequent initializations were rejected with an error message. This was corrected and now a pop-up message will display the “Another Fuel Initialization In Progress. Please Try Again Later” message.
2. If a pump was fueling before a Verifone Commander reboot, the sale came due even though the auto collect was enabled. This was corrected and the sale transaction will be collected.

3. After Bennett Hydrogen Dispenser implementation, the system was not associating configured fueling positions to fuel channels. It caused Price Change Data errors in the Fuel Grade Movement Report. This was corrected.

Dispenser Card Readers

1. The Conexus DCR driver was not setting the fueling attribute of the prompt message to true while fueling was in progress. This was corrected and now it insures that the DCR display works as expected when media is enabled.
2. Gilbarco FlexPay 4 (M7) was returning an incorrect Tag value for the transaction entry mode of a contact card. This was corrected and now it will return the correct value.

EPS System

1. Dual Contactless cards were declining inside after displaying the “Transaction Type Mismatch, Please Select Debit” message. When Debit was used, the “Transaction Type Mismatch, Please Select Credit” message displayed. This was corrected.
2. StandIn limits were not handled correctly for EMV. This was corrected.
3. The Verifone EPS web page displayed PIN Pad serial number as “N/A” and the Mobile VAS field displayed serial number instead. This was corrected and now the PIN pad displays the serial number.
4. An update was included to remove redundant Get Diagnostic Commands which may improve handling and alleviate the symptoms for several recent issues being observed with the loss of communications on the PIN pad, PIN pad lockups, and line item display issues. Some additional internal logging updates were also added.
5. The system was not sending the ISO prefix and card type for MPPA transactions to the loyalty host. This was corrected.
6. On a postpay fuel transaction, the APT terminal was prompting the customer to swipe a card without displaying other MOP options. This was corrected.
7. The cashier was unable to activate CHS proprietary cards on the PIN pad. This was corrected.
8. When Contactless EMV was enabled outside through Verifone Configuration Client, the DCR was allowing MSR MSD transactions. This was corrected and MSR MSD transactions are no longer accepted.

POS System

1. Charity has been removed from prompting at VISTA devices such as APT and Food Service.
2. The following licensing issues were corrected:
 - Both Verifone ASM and Self Checkout Application alarm messages were displayed on the seventh day after extending the license.

- Both Verifone ASM and Self Checkout Application alarm messages were displayed only on the POS, but no alarm messages on the Self Checkout Application when the license expired.
 - DCR display loads after fuel restart when Fuel Site Pause was active.
 - The invalid statement “Failed” instead of “Due to ASM expired - Fuel site can't be disabled” while performing “Fuel Site Pause” disable when License was expired.
 - When selecting to disable Fuel Site Pause with a valid Verifone Self Checkout Application license, the POS displayed “Fuel Site Pause Enabled” instead of the “Fuel Site Disabled” message.
 - When the Verifone ASM and Self Checkout Application license was expired and grace period was over and if the Cloud connection was dropped, there was no alarm message for the “Disconnection” on the POS.
 - System and alarm messages disappeared when navigated back to sales screen from the CSR function.
3. Excessive tender failures with a single loyalty transaction on Commander or Commander E configured system led to an out of memory condition. This was corrected.
 4. Occasionally, the POS register would start to operate very slowly and then eventually lock up. After rebooting the register, it would not recover. This was corrected.
 5. Occasionally, the line item display was not clearing on the PIN pad at the end of transaction. This was corrected.

Reports

1. MOPs were not displayed on the End Of Day Report in Report Navigator. This was corrected.
2. The Prev (Previous) and New field values were reversed in the Report Navigator Fuel Street Price Change Report. This was corrected.
3. The Hourly Report by Register Report displayed sales without removing the NAXML discounts present in the transaction. This was corrected and now the correct total net sales of the transactions are listed.
4. There was an XML Validation error in the Fuel Grade Movement Report data when the Daily Report was performed. This was corrected.
5. The All DCRs section of the Hourly Report by Register were not counting for all the customers that purchased fuel at the DCR. The system was not retaining previous hours of data. This was corrected and now each customer is accounted for the hour of DCR transactions.

Sales

A fuel sale was not removed from the Autocollect Report after it was recalled and tendered at the POS. It caused a double fuel transaction as an autocollect and an inside transaction. This was corrected.

FEP Specific Changes

Chase FEP

Resolution

The partially approved confirmation message with Yes/No button was not clearing from the PIN pad screen. This was corrected.

Chevron FEP

Enhancement

The following changes have been made to the indoor and outdoor receipts:

- Street Price /G was changed to Original Price /G
- Total Dis/G was changed to Total Discount/G
- Paid Price/G was changed to Total Price/G

Resolutions

1. The EPS was allowing the dispenser to fuel the balance of the gift card instead of the approved limit from the Host. This was corrected.
2. Offline MSR prepay fuel transactions were initially approved followed by a declined message. This was corrected and now offline MSR prepay transactions are approved if allowed by the Chevron PDL.

HPS FEP

Enhancement

The capability to enable or disable the PIN Bypass for all Contactless AIDs via table was added when PIN Bypass value was not sent by the host in the EMV PDL.

Resolution

When performing a transaction with an EMV Contact credit card and then part or all of it was refunded with STAN, the POS declined with a system failure message. This was corrected.

Phillips 66 FEP

Enhancement

The capability to enable or disable the PIN Bypass for all Contactless AIDs via table was added when PIN Bypass value was not sent by the host in the EMV PDL.

Rapid Connect FEP

Enhancements

1. Within the Bypass Configuration, the PTPE Enabled box is now grayed out for the FEP Card Type.
2. Updates have been made to the Sunoco Default Configurations.

Resolution

Voyager Fleet Cards when configured for a DCR Authorization Amount of \$400 dollars, it will only authorize for \$100 dollars. If configured for a DCR Authorization Amount of \$300 dollars, it will authorize for \$300 dollars This was corrected.

VAPS FEP

Enhancement

The capability to enable or disable the PIN Bypass for all Contactless AIDs via table was added when PIN Bypass value was not sent by the host in the EMV PDL.

Resolution

Occasionally, the system lost the connection with the host and went into Fallback mode. When the Verifone Commander was rebooted, the connection was restored. This was corrected.

Verifone EPS

Resolutions

1. When performing a transaction at the DCR with a Fleet card, it requested the Driver ID and then it sent a “Declined” message. It occurred only at the DCR. It worked inside. This was corrected.
2. The Verifone Commander was processing very slowly when multiple APT terminals were in use. This was corrected.

WorldPay FEP

Enhancement

The maximum cut-off limit is now allowed up to \$9999.99 in Verifone Commander Configuration Client > Payment Controller > EPS Configuration > WorldPay Configuration.

Resolutions

1. A DCR completion was sent with a PIN Block and then the transaction was declined. This was corrected and now the completion will be sent without a PIN Block and the transaction will be approved.
2. The system was not checking for a Consumer Device Cardholder Verification Method (CDCVM) transaction before printing the text “Cardholder verified by PIN” on the receipt. This was corrected and the system now validates the transaction.
3. When the Certificate Authority expired, the Communication between the Verifone Commander POS System and Cullinan host failed. This was corrected by updating the certificate.

What's New In Release Version: 54.00.00

ENHANCEMENTS AND NEW FEATURES

Verifone C-Site Management Onboarding Feature

If the Verifone Commander is not onboarded to the Verifone C-Site Management within a certain amount of time, it will not be able to perform merchandise and fuel transactions. See the Verifone C-Site Management User Reference on the Verifone Premier Portal for more information.

Verifone C18 Self Checkout Application

1. Each site will need an active license to use the Verifone C18 Self Checkout Application.
2. The Crane Payment Systems cash recycler is now supported.

Dispensers

1. Bennett Hydrogen Dispensers are now supported.
2. The Veeder-Root TLS-450 is now supported.

EPS System

1. A price tier conflict message is now displayed on the PIN pad when a transaction that has been split with cards mapped to different price levels.
2. Improvements have been made to the EPS Swipe Ahead functionality.
3. The Debit Fee prompt is now displayed before the Remove Card prompt for EMV Debit cards.

FoodService

Paid Mobile Food Orders using VISTA are now supported.

POS System

Tank ID and Nozzle ID were added to the Sales Transaction record of the NAXML Journal report. It also includes the actual fueling start and stop time/date and the actual fuel meter readings from the dispenser.

RESOLUTIONS

Verifone C18 Self Checkout Application

When the customer was using the Verifone C18 Self Checkout Application with a cash recycler, the completed transaction with change given was sent to the POS as a suspended transaction as payment due. This was corrected and now the transaction will not be suspended.

Verifone Configuration Client

The Configuration Client One-Time Password (OTP) generation was not working via EPS Network Functions. This was corrected.

Dispensers

1. The Fueling Position #1 offline notification was missing from the POS terminal. This was corrected and now it displays.
2. Bennett driver initialization failed when the fueling position was a non-Bennett dispenser prior to fuel initialization. This was corrected.

Dispenser Card Readers

1. The “Do Not Honor” message was displayed twice on the DCR screen. This was corrected and will only display once.
2. Pay at pump receipt was missing the discount lines when pump overrun occurred. This was corrected and the discount lines will print.
3. The system was not handling a Bennett abort transaction message correctly. Nothing was displayed on the DCR and then after it timed out, the DCR displayed “Remove Card.” This was corrected and now “Remove Card” displays immediately followed by a transaction decline message.
4. PIN bypass prompt was not displaying for American Express on Gilbarco FlexPay IV and II CRINDs. This was corrected and now the prompt displays.
5. In the Asset Data Report for Invenco DCRs, it displayed the Model as unknown and the Firmware was blank. This was corrected and now the fields are populated.
6. Wayne DCR displayed “Not Ready” when PIN entry timed out instead of a prompt to remove card and then a decline message. This was corrected.
7. When attempting to process a fleet card on a Wayne serial alphanumeric DCR, the cancel or help keys were not functioning. This was corrected.

EPS System

1. The Debit Fee prompt was displaying in a refund transaction. This was corrected and the Debit Fee prompt will not display in a refund transaction.
2. The Cashback prompt was displayed after the Remove Card prompt for Debit cards. This was corrected and it will now display before the Remove Card prompt.
3. When a Debit EMV contact transaction with debit fee was sent to the host, it was not successful. This was caused by an incorrect tag. This corrected and now the correct tag is sent.
4. The Debit Fee was displayed twice when rejecting the Debit Fee for an EMV Contactless card. This was corrected.

FoodService

Future Mobile Food Order Report was printing raw HTML text. This was corrected.

Loyalty

Reward cards without a chip were treated as an EMV card. The message “INSERT CARD, SWIPE NOT ALLOWED” displayed on the PIN pad. This was corrected.

POS System

The Verifone Commander and POS became unresponsive at a certain time of the day. A reboot of the Verifone Commander restored operations. This was corrected.

Proprietary Fleet FEP

The “I agree to pay” declaration text was printed on preauthorization Proprietary Fleet transaction receipts. This was removed.

Reports

1. The Fuel Price Change Report displaying zeros for cash total amounts, but there was a transaction count. DCR prompt preset amount was disabled. This was corrected.
2. The Previous and New in the Fuel Street Price Change Report displayed the same value. This was corrected.
3. The age verification sales information was not displaying on the Daily Department Report. This was corrected and now it displays.

Sales

The reference number for Pay-In/Pay-Outs and Safe Drops was not allowing alphanumeric input. This was corrected and now allows alphanumeric input.

FEP Specific Changes

Chase FEP

Enhancements

1. The new VISA Fleet EMV BIN is now supported in order to process all EMV VISA Fleet cards.
2. The ability to enable MSD Contactless outside has been removed so that the site is always processing EMV Contact and Contactless at the DCR.

Resolutions

1. Cashier could not prepay fuel with a credit card if the product code was set to 300. This was corrected and all fuel related product codes are now added.
2. Four EMV Contactless Visa Fleet BIN ranges were not correct in the card table. These were corrected.

Chevron FEP

Enhancements

1. Improvements been made to reduce offline authorizations by always attempting to get an online authorization.
2. The ability to enable MSD Contactless outside has been removed so that the site is always processing EMV Contact and Contactless at the DCR.
3. The “Rollback at Pump” feature is now enabled as default.

Resolution

When performing partial authorization transaction on the POS with a Fleet One card, the PIN pad prompted with the “Use balance of \$9.00 Yes/No” message. The customer pressed “Cancel,” but the PIN pad locked up. This was corrected and the PIN pad will now complete successfully.

HPS FEP

Resolutions

1. System was prompting for ZIP code when the PIN was entered for contact and contactless transactions. This was corrected and the system will no longer prompt for the ZIP code.
2. Cashier could not prepay fuel with a credit card if the product code was set to 300. This was corrected and all fuel related product codes are now added.

NBS FEP

Enhancement

The ability to enable MSD Contactless outside has been removed so that the site is always processing EMV Contact and Contactless at the DCR.

Rapid Connect FEP

TransArmor Verifone Edition (TAVE) Feature

Beginning with Release (Base) 54, a TAVE Configuration was implemented, but until the TAVE Feature has been certified for each Buypass customer, it cannot be enabled. Also, the feature requires separate configuration files to be loaded onto a device to “TAVE” it. After the device is TAVE ready, it will no longer run in a non-TAVE Verifone Commander environment.

Contact your sales representative if you want to discuss the implementation of an End-to-End Encryption (E2EE) solution.

Resolutions

1. After any fuel price change or if both Fuel price and Fuel was initialized within a brief time interval, sometimes the price changes were not detected and uploaded with terminal mail to Fiserv. This was corrected and price changes are now detected and sent.
2. The alarm message “Transaction Stops at:mm/dd/yyyy” displayed when the host totals were rejected, but after a valid and successful Day Close the following evening, the message did not clear. This was corrected.
3. When a site was in Store and Forward, the system was exceeding the card table transaction limit. This was corrected and now the system will decline transactions when the limit is reached.
4. For Valero sites, contactless transactions were prompting for cashback. This was corrected and contactless will not prompt for cashback.
5. Within the Buypass Configuration, the PTPE Enabled box is now grayed out for the FEP Card Type.

VAPS FEP

Resolution

The Close Batch function and/or messaging was not working correctly after an EMV PDL. This was corrected and the Close Batch processes correctly with the correct messaging.

Verifone EPS (LAC) FEP

Enhancement

VISA Debit BINs 419167 and 424708 have been added to the First Citizens Bank (FCB) card table.

WorldPay FEP

Enhancement

The new VISA Fleet EMV BIN is now supported in order to process all EMV VISA Fleet cards.

Resolution

Cashier could not prepay fuel with a credit card if the product code was set to 300. This was corrected and all fuel related product codes are now added.

Installation Options

Supported Verifone POS Terminals

- Verifone C18
- Verifone Ruby2
- Verifone Topaz XL (410)

Installation Documentation

See the following documents when installing the Verifone Commander or RubyCi.

Verifone Commander

- Verifone Commander Implementation Guide
- Verifone Commander Hardware Installation Guide

Verifone RubyCi

- Verifone RubyCi Hardware Installation Guide
- Verifone RubyCi Implementation Guide

Verifone Commander or RubyCi

- Verifone Commander Software Installation Guide
- Verifone Commander Network Configuration Guide


Customer Provided Documentation

When installing or configuring the Verifone Commander and POS systems, see the customer provided documentation on the Premier Portal at Manage > Petro Downloads > Commander & RubyCi > Commander Software Suites, Release Notes and Documentation > Customer Documentation areas.

Dispenser Manufacturers Supported by Processor/Brand

These are the dispenser manufacturers supported by Processor or Brand.

Processor/Brand	Bennett	Gilbarco	Invenco	Tokheim	Wayne
BP	Yes	Yes	Yes	Yes	Yes
Bypass	Yes	Yes	Yes	Yes	Yes
Chase	No	Yes	No	Yes	Yes
Chevron	No	Yes	No	Yes	Yes
CITGO	Yes	Yes	Yes	Yes	Yes
ExxonMobil	Yes	Yes	Yes	Yes	Yes
Gulf	Yes	Yes	Yes	Yes	Yes
HPS	Yes	Yes	Yes	Yes	Yes
Marathon	Yes	Yes	Yes	Yes	Yes
NBS	No	Yes	Yes	Yes	Yes
Phillips 66	Yes	Yes	Yes	Yes	Yes
Shell	No	Yes	No (Beta)	Yes	Yes
Sunoco	Yes	Yes	Yes	Yes	Yes
Valero	Yes	Yes	Yes	Yes	Yes
Verifone EPS (LAC)	Yes	Yes	Yes	Yes	Yes
WorldPay	Yes	Yes	Yes	Yes	Yes



MSD Contactless No Longer Supported by Release

These are the distributions that no longer support MSD Contactless at a specific release level and higher.


Distribution	MSD Contactless Not Supported
Byypass	53.41.00 and Higher
Chase	54.00.00 and Higher
Chevron	54.00.00 and Higher
HPS	53.41.00 and Higher
NBS	54.00.00 and Higher
Phillips 66	53.41.00 and Higher
Shell	53.41.00 and Higher
VAPS	53.41.00 and Higher
Verifone EPS (LAC)	53.41.00 and Higher
WorldPay	53.41.00 and Higher

Fuel Hardware Peripherals Supported

Verifone advises using the “Minimum Recommended Version” as shown in these sections. Also, check with the dispenser’s manufacturer if there is a newer recommended version.

Dispensers Supported

Gilbarco Dispensers		
Dispenser	Description	Version
Encore 700	Pump Control Node	2.9.42
Encore 500	Pump Control Node	1.8.30
Encore 300	Digital Valve	20.1.10
Encore 300	Digital Valve with Enhanced Security	20.2.24
Encore 300	Proportional Valve	10.1.10
Encore 300	Proportional Valve with Enhanced Security	10.2.23
MPD	Legacy	70.9.92
MPD	Modular Advantage	70.9.92
MPD-3	LCDs	54.3.10
MPD-3	SIDs	53.7
Selectable Blender	Modular Advantage	75.6.10

Notes	
	<p>Gilbarco Pre-modular dispensers must be on a separate board and as such are not supported with Verifone RubyCi, as there is only one connection out for fuel.</p>

Dispensers Supported (Continued)

Wayne Dispensers		
Dispenser	Description	Version
Ovation	iGem	85
iX	iGem	85
Vista 3V	iGem	49
Vista 2V	Dispenser	14
Vista 1V (See first note below)	Dispenser	49
Vista	Dispenser	See second note below
SC-82	Dispenser	See second note below

Notes



For Model V490D1/U (Vista 1V), the version must be 47.

The dispenser must be programmed as one of the following types: Type 1, 2, 30 or 40. Verifone Commander will not support the dispenser programmed as any other type, including Types 3 through 29.

Dispenser Interfaces



The Verifone Commander Forecourt Interface Box communicates directly with Wayne, Tokheim, and Gilbarco dispensers.

Dispenser/Interface	Supported: Yes/No	Recommended Version	Notation
Bennett			
DOSPIB	No		
515	Yes	v6.20	
			Supports PPU Discounting with Bennett 515 interface box, firmware v.507
			Supports PPU Discounting with Bennett 515 interface box, firmware v.507
Yes	v6.27		Supports Bennett SPM with Bennett 515 interface box with version v.6.20 Supports PPU Discounting
Tokheim			
DHC	Yes	v6.17	Supports PPU Discounting
VXDHC	Yes	v4200.03.09	Supports PPU Discounting
Dresser/Wayne			
CPU	No		Uses the Verifone Commander Forecourt Interface
PIB	No		
Fusion	No		
HyperPIB	No		
Arbitration Board	No		
Gilbarco			
Legacy PAM 1000	No		Uses the Verifone Commander Forecourt Interface
PAM 1000	No		
PAM 5000	No		
SMART Connect	No		

Dispenser Card Readers — Supported Options

Verifone advises using the “Recommended Version” shown below.

Bennett



See <https://www.vfne.co/verifone-petro-emv-updates> for Outdoor EMV Implementation Status updates.

Bennett: SSP (Simply Secure Payment)

EMV Certification

EMV Contact	Certified
EMV Contactless	Certified

Supported Options	Recommended Minimum Version
-------------------	-----------------------------

EMV	XXXXXX.10.10.07
-----	-----------------

Notes



The "XXXXXX" number is based on hardware revision.
 Upgrade to EMV version XXXXXX.10.10.09, if the site is experiencing “Remove Card” message remaining on the display after the card has been removed until timeout.

Bennett: DCA

Supported Options	Recommended Minimum Version
-------------------	-----------------------------

Non-debit	N/A
-----------	-----

Debit


Non-debit	N/A
-----------	-----

Notes



Cash Acceptors, Debit, Graphics, SDES, TDES, and Master Session are not supported.

Bennett (Continued)

Bennett: DCT (Verifone Everest Card Reader)	
Supported Options	Recommended Minimum Version
Debit	
Non-debit	1.02.02
SDES (DUKPT)	1.02.02
Notes	
	Cash Acceptors, Graphics, TDES, and Master Session are not supported.

Dresser/Wayne



See <https://www.vfne.co/verifone-petro-emv-updates> for Outdoor EMV Implementation Status updates.

When connecting the Commander Ethernet cable to a DCR Serial Converter for Outdoor EMV, the wires routed from the converter to the DCR must be twisted pair.

Dresser/Wayne: iX Pay 2, 3.1 Series

EMV Certification

EMV Contact				Certified
EMV Contactless				Certified
EMV Status	Firmware	Contactless Reader	Contactless Reader Firmware	Contactless Build Revision
NFC Mode > Contactless	3.1.203.1260	C150S	26100A02	21031801
NFC Mode > Contactless Disabled	3.1.203.1260	C150S	26100A02	21031801

Supported Options

Supported Options	Recommended Minimum Version
Cash Acceptors	N/A
Graphics	3.1.203.1260
Scanner	2D Zebra DS45


Debit

Non-Debit	3.1.203.1260
TDES	3.1.203.1260


Notes


	Jade board is recommended for outdoor EMV. Red board can be used if non-media site.
	Cash Acceptors are not supported with EMV.
	Prior to upgrade to Wayne EMV software, please check the minimum version with Wayne.
	DSM, Secure CAT, SDES, and Master Session are not supported.

Dresser/Wayne (continued)


Dresser/Wayne: iX Pay 1, 2.8 Series				
EMV Certification				
EMV Contact				Certified
EMV Contactless				Certified
EMV Status	Firmware	Contactless Reader	Contactless Reader Firmware	Contactless Build Revision
NFC Mode > Contactless	2.8.203.9	C150	2610EA02	21032201
	2.8.203.9	C150S_NP	2610FA02	21031901
NFC Mode > Contactless Disabled	2.8.105.109	C150	2610EA02	18050901
	2.8.105.109	C150S_NP	2610FA02	19020101
Supported Options			Recommended Minimum Version	
Cash Acceptors			2.5.15.0	
Graphics			2.5.15.0	
Scanner			2.5.15.0	
Debit				
Non-Debit			2.5.15.0	
TDES			2.5.15.0	
Notes				
 <p>Jade board is recommended for outdoor EMV. Red board can be used if non-media site. Cash Acceptors are not supported with EMV. Prior to upgrade to Wayne EMV software, please check the minimum version with Wayne. DSM, Secure CAT, SDES, and Master Session are not supported.</p>				


Dresser/Wayne (continued)

Dresser/Wayne: Anthem	
EMV Certification	
EMV Contact	Certified
EMV Contactless	Certified
Debit	
Supported Options	Recommended Minimum Version
Contact/Contactless EMV	3.1.207.430
ANTX	1.20.4.130
Notes	
NOTE	Cash Acceptors, Graphics, TDES, and Master Session are not supported.
	Prior to upgrade to Wayne EMV software, please check the minimum version with Wayne.


Dresser/Wayne: Anthem (AX12, AX27)	
EMV Certification	
EMV Contact	Certified
EMV Contactless	Certified
Debit	
Supported Options	Recommended Minimum Version
Contact/Contactless EMV	3.1.207.430
ANTX	1.20.4.130
Notes	
NOTE	Cash Acceptors, Graphics, TDES, and Master Session are not supported.
	Prior to upgrade to Wayne EMV software, please check the minimum version with Wayne.


Dresser/Wayne (continued)

Dresser/Wayne: iX — Blue Board	
Supported Options	Recommended Minimum Version
Cash Acceptors	1.3.8.0
Graphics	1.3.8.0
Scanner	1.3.8.0
Debit	
Non-Debit	1.3.8.0
TDES	1.3.8.0
Notes	
 NOTE	DSM, Secure CAT, SDES, and Master Session are not supported.


Dresser/Wayne: Ovation and Ovation 2 with qCAT	
Supported Options	Recommended Minimum Version
Graphics	206.00
Scanner	206.00
Debit	
Non-Debit	206.00
TDES	206.00
Notes	
 NOTE	Cash Acceptors, DSM, Secure CAT, TDES, and Master Session are not supported.

Dresser/Wayne (continued)

Dresser/Wayne: Vista3V	
Supported Options	Recommended Minimum Version
Cash Acceptors	103.00
Graphics	103.00
Scanner	103.00
BCB	5.1
Debit	
Non-Debit	103.00
TDES	103.00
Notes	
NOTE 	DSM, Secure CAT, TDES, and Master Session are not supported.

Dresser/Wayne: Dual CAT	
Supported Options	Recommended Minimum Version
Cash Acceptors	103.00
Graphics	103.00
Scanner	103.00
BCB	5.1
Debit	
Non-Debit	103.00
TDES	103.00
Notes	
NOTE 	DSM, Secure CAT, TDES, and Master Session are not supported.

Dresser/Wayne (continued)

Dresser/Wayne: Legacy CAT	
Supported Options	Recommended Minimum Version
Cash Acceptors	64.00
Graphics	64.00
Scanner	64.00
Secure CAT	2.01
Debit	
Non-Debit (not enhanced)	58.00
TDES	54.00
Notes	
NOTE 	DSM, TDES, and Master Session are not supported.

Gilbarco



See <https://www.vfne.co/verifone-petro-emv-updates> for Outdoor EMV Implementation Status updates.

When connecting the Commander Ethernet cable to a DCR Serial Converter for Outdoor EMV, the wires routed from the converter to the DCR must be twisted pair.

Gilbarco: FlexPay IV (M7)

EMV Certification

EMV Contact	Certified
EMV Contactless	Certified
Supported Options	Recommended Minimum UPM Bundle
EMV (PCI DSS 5.0)	52.12.45
EMV (PCI DSS 4.0)	42.12.45
Graphics	42.05.11 - P609
Applause (Graphics)	42.05.11 - P609
Cash Acceptors	42.05.11 - P609
Scanner	
Contactless (RFID) with UX 400	42.05.11 - P609

Debit

Non-Debit	42.05.11 - P609
TDES	42.05.11 - P609

Notes





If the site has FlexPay IV v42.11.47 or v52.11.47 and debit transactions are receiving an “INVALID PIN” response from the host, Gilbarco has corrected this with the v42.11.53 and v52.11.53 software releases.

Cash Acceptors are not supported with EMV.


GSM, SDES, and Master Session are not supported.

Gilbarco (continued)


Gilbarco: FlexPay II (M5)	
EMV Certification	
EMV Contact	Certified
EMV Contactless	Certified
Supported Options	Recommended Minimum UPM Bundle
EMV	3.6.06
Graphics	30.3.03
Cash Acceptors	30.3.03
Scanner	
Debit	
Non-Debit	30.3.03
TDES	30.3.03
Notes	
	Cash Acceptors are not supported with EMV. Contactless (RFID), GSM, SDES, and Master Session are not supported.

Z80 Logic Board	
Supported Options	Recommended Minimum Version
Debit	
Non-Debit	50.2.4
Notes	
	Cash Acceptors, GSM, Graphics, Scanner, Contactless (RFID), SDES, TDES, and Master Session are not supported.


Gilbarco (continued)


Encrypting PIN Pad (EPP) with Advanced GSM	
Supported Options	Recommended Minimum Version
Advanced GSM	See CRIND versions below.
Graphics	
Scanner	
Contactless (RFID)	
Debit	
SDES (DUKPT)	See CRIND versions below.
TDES	
CRINDs	
Advantage	62.6.10
Encore 300	62.6.10
Encore 500	3.1.50
Ecilpse	3.1.50
Notes	
	<p>An Advanced GSM is not required if EPP is injected with the correct debit key. However, it can be used until the EPPs are injected with the correct debit key.</p> <p>Master Session and Cash Acceptors are not supported.</p> <p>Please contact your Gilbarco servicer for the correct setup of the EPP and the mapping of the keypad.</p>

Gilbarco (Continued)


Advantage CRIND (Z180 Logic Board)	
Supported Options	Recommended Minimum Version
Cash Acceptors	60.9.40
GSM	
Graphics: Monochrome	609.40
Graphics: InfoScreen	609.40
Scanner	609.40
Contactless (RFID)	609.40
Debit	
Non-Debit	60.9.40
TDES	60.9.40
Notes	
	<p>InfoScreen graphics are supported only in single-line mode.</p> <p>Version 60.7.30 is NOT supported for any mode.</p> <p>TDES and Master Session are not supported.</p>


Gilbarco (continued)


Encore 300	
Supported Options	Recommended Minimum Version
Cash Acceptors	60.9.40
GSM	
Graphics: Monochrome	609.40
Graphics: InfoScreen	609.40
Scanner	609.40
Contactless (RFID)	609.40
Debit	
Non-Debit	60.9.40
TDES	60.9.40
Notes	
	InfoScreen graphics are supported only in single-line mode. Version 60.7.30 is NOT supported for any mode. TDES and Master Session are not supported.

Encore 500/Eclipse	
Supported Options	Recommended Minimum Version
Cash Acceptors	
GSM	
Graphics: Monochrome	
Debit	
Non-Debit	
SDES (DUKPT)	
Notes	
	Contactless (RFID), TDES and M/S are not supported.

Invenco

<p>NOTE</p> 	<p>See https://www.vfne.co/verifone-petro-emv-updates for Outdoor EMV Implementation Status updates.</p> <p>Invenco / GVR DCR products have been rebranded as FlexPay 6. FlexPay 6 is not supported in all applications.</p>
--	---

Invenco: FlexPay 6 All-In-One 9" A2-09 (AKA, G6-400)	
EMV Certification	
EMV Contact	Certified
EMV Contactless	Certified
Supported Options	Recommended Minimum Version
EMV Firmware	3.2.21
EMV Adapter	1.06.0159
Notes	
<p>NOTE</p> 	None.

Invenco: FlexPay 6 All-In-One 5" A1-05 (AKA, G6-300)	
EMV Certification	
EMV Contact	Certified
EMV Contactless	Certified
Supported Options	Recommended Minimum Version
EMV Firmware	3.2.21
EMV Adapter	1.06.0159
Notes	
<p>NOTE</p> 	None.

Inenco: FlexPay 6 Modular 15" M1-15 (AKA, G7-100)

EMV Certification

EMV Contact	Certified
EMV Contactless	Certified


Supported Options

Recommended Minimum Version


EMV Firmware	3.2.21
EMV Adapter	1.06.0159

Notes


NOTE




None.



Tokheim

Premier B	
Supported Options	Recommended Minimum Version
Cash Acceptors	N/A
TED	v300 or v400
Debit	
Non-debit (4-line display)	JP02.18.00
SDES (DUKPT)	MT0301.00
Debit TED (4-line display) SDES (DUKPT)	MTQD02.00
Insight Graphics Non-debit	MTPQ06.03
Insight Graphics SDES (DUKPT)	MTPQ06.03
Notes	
	Scanner, TDES, Debit TED (4-line display) Master Session, Debit TDS Plus (4-line display) and Master Session are not supported.

Tokheim (continued)


Premier C	
Supported Options	Recommended Minimum Version
Cash Acceptors	N/A
TED	v300 or v400
Debit	
Non-debit (4-line display)	JP02.18.00
Debit TED (4-line display) SDES (DUKPT)	MTQD02.00
Insight Graphics Non-debit	MTPQ06.03
Insight Graphics SDES (DUKPT)	MTPQ06.03
Notes	
	Scanner, TDES, Debit TED (4-line display) Master Session, Debit TDS Plus (4-line display) and Master Session are not supported.

Verifone and Partner Options Supported

Backup Power Supply (UPS)

UPS, Conditioned, 250VA	VFI P/N P040-07-050
-------------------------	---------------------

Notes

	One per POS terminal and one for the Verifone Commander.
---	--

Car Wash


Ryko Code-A-Wash III	Version 15554-009, Rev. E
Ryko Code-A-Wash IV	19574-006 Rev. N
Unitec POS4000	Firmware version 6.67
Unitec Carwash Select II / Enterlink Super Interface	Version 2. Firmware version 5.43




Car Wash Paypoint

Unitec Portal Ti (Touchscreen)	Core Version: 3.60 Sierra Version: 1.63 Version: 4.30
--------------------------------	---




<p>Unitec C-Start (Cashless)</p> 	<p>Core Version: 3.60 Sierra Version: 1.63 Version: 1.40</p>
--	--

<p>Unitec Sentinel (Dual Bill Dispenser)</p> 	<p>Core Version: 3.60 Sierra Version: 1.63 Version: 1.40</p>
--	--

Cash Drawer

Verifone Topaz/Ruby2	VFI P/N P050-01-200
----------------------	---------------------


Notes

	<p>Must have adapter: VFI P/N 22839-01 Rev 3 or Rev C. Do NOT use adapters marked with Rev 1 or Rev A. These adapters can be damaged if plugged into a powered-up POS. In addition, the adapter MUST ONLY be plugged into one of the POS CASH DWR ports.</p>
---	--

Cash Recyclers

Glory	Models: CI-10 and CI-5
Crane Payment Innovations	Model: Paypod™ Embedded

Notes

	<p>Currently, for Crane Cash Recyclers, the Verifone Commander Charity option needs to be disabled in Configuration Client.</p>
---	---

Coin Dispenser

Transact2	VFI P/N P040-08-023
-----------	---------------------

Displays

Customer Display	VFI P/N P040-08-300
------------------	---------------------


EASY ID™

Easy ID is supported for ALL states as long as the Mag Stripe/2D codes use the AAMVA standard format. Please contact your local Department of Motor Vehicles for details about your state.

Electronic Fuel Price Signs

<p>Supported with tested interface:</p> <ul style="list-style-type: none"> • Able Applied Technologies: AAT Live Hub (AAT-LH-V1) • DakTronics: DM-100 PSC (0A-1196-0133) • FutureMedia Displays Inc.: PriceVision LED Model FMD9-GSX. • Guru Digital Media: Guru Price Sign. • WatchFire: Price Watcher Sign. <p>Supported:</p> <ul style="list-style-type: none"> • Everbrite • Skyline • NOVYC Electronics Inc. • PWM 	<p>The Price Sign Controller (<i>PSC</i>) and an RS-232 connector is supplied by the sign manufacturer.</p>
--	---

Notes

	<p>Contact the manufacturer for details.</p>
---	--

Laser Scanners (POS Ready)

Use the following URL to access a list of laser scanners that have been approved by Verifone. See <https://www.verifone.com/en/us/petro-partners-program>.

Money Order


MoneyGram: Delta Network Terminal 780T Version 3.5	P/N 11-0021-001
	Printer model: 1600
	VFI cable: VFI P/N 55296-03
Western Union Money Order Dispenser System: Version 3.5	P/N FDX-400 (Version 7534 and above)
	Adapter: DB-9M to RJ-45 (VFI P/N 13641-01) Requires an RS-232 cable (P/N 13836-XX)
	Interface: FIP11 Interface Module (P/N 010064-02)
Western Union Money Order Dispenser System: ICE6000 Terminal (Ethernet)	Requires an Ethernet cable.

Western Union Money Order Dispenser System: TAIO Terminal (Ethernet)	Requires an Ethernet cable. Config. Version: 6114 and 6120
---	---

PIN pads

Verifone M400, P400, MX 915, MX 925 Multimedia	See the Sales Representative for part numbers.
--	--

Notes


	For debit, PIN pads must be injected with the appropriate key for the application.
---	--

Verifone Topaz XL, Ruby2 Printers (Point of Sale)

Verifone Thermal receipt only printer (May be used to replace EPSON TM-T88) VFI P/N P040-02-020 Paper Width: 79.5 mm ±.5 mm (3.15 ±.02") EPSON P/N (Paper) NTP080-80
--

EPSON TM-T88III Thermal receipt only printer VFI P/N P040-02-008 Paper Width: 79.5 mm ±.5 mm (3.15 ±.02") EPSON P/N (Paper) NTP080-80

Notes

	For EPSON TM-T88III Thermal installation information and DIP switch settings, refer to the "VASC Field Service Bulletin No. 0706.001".
---	--

Secondary Network

Use the following URL to access a list of secondary networks that have been approved by Verifone. See <https://www.verifone.com/en/us/petro-partners-program>.

Tank Level Sensor

EBW: Auto/Stik	Firmware version AMOCO4
	Requires an RS-232 cable (P/N 13836-XX)
	Requires an adapter DB-9M, standard (black) (VFI P/N 13641-01)
Emco: EECO System 1500	Firmware version 023E
	Requires an RS-232 cable (VFI P/N 13836-XX)
	Requires an adapter DB-9F, null modem (red) (VFI P/N 13638)

Emco: EECO System 2000	Firmware version 004L
	Requires an RS-232 cable (VFI P/N 13836-XX)
	Requires an adapter DB-9F, null modem (red) (VFI P/N 13638)
Emco: EECO System 3000	Firmware version 005I
	Requires an RS-232 cable (VFI P/N 13836-XX)
	Requires an adapter DB-9F, null modem (red) (VFI P/N 13638)
Veeder Root: TLS 250	Requires an RS-232 cable (VFI P/N 13836-XX)
	Requires an adapter DB-25M, null modem (red) (VFI P/N 13581-01)
Veeder Root: TLS 350	Requires an RS-232 cable (VFI P/N 13836-XX)
	Requires an adapter DB-25M, null modem (red) (VFI P/N 13581-01)

Additional Information

Weights and Measures

Support for cash and credit pricing at the dispenser requires explicit cash and credit selections on the dispenser. This is in compliance with the *Weights and Measures Guidelines for Selectable Unit Price Capability*, section G-S.5.1.



This software supports a POP Discount feature, which allows a point-of-purchase discount on fuel based on the purchase meeting certain pre-defined transaction criteria. It is possible that the Weights and Measures department in your state may consider this POP Discount feature, when used in a post-pay scenario, to be in violation of state regulations.

YOUR IMPLEMENTATION OF THE POP DISCOUNT FEATURE IS DONE AT YOUR OWN RISK. Verifone EXPRESSLY DISCLAIMS ANY LIABILITY FOR CLAIMS, FINES OR DAMAGES RESULTING FROM IMPLEMENTATION OF THE POP DISCOUNT FEATURE IN A LOCALE WHERE IT IS DEEMED A VIOLATION OF LOCAL OR STATE REGULATIONS. YOU SHOULD CONSULT YOUR LOCAL WEIGHTS AND MEASURES ENFORCEMENT GROUP BEFORE IMPLEMENTING THE POP DISCOUNT FEATURE.