Commander Commercial Fleet Comdata/WEX Direct

Feature Reference

Date: March 9, 2026

verifone

Commander Commercial Fleet Comdata/WEX Direct

Using This Feature Reference

This Feature Reference provides detailed information on how to configure and use the Commander Commercial Fleet Comdata/WEX Direct feature.

- **Overview** - This section contains a brief description, requirements and the supported hardware configurations for the feature.
- **Configuring** - This section contains information on how to configure the feature.
- **Using** - This section describes how to prepare the Verifone Commander for the feature.
- **Reporting** - This section contains a sample report with a detailed report description for the feature.

VeriFone, Inc.
2744 North University Drive
Coral Springs, FL 33065
Telephone: 800-837-4366
http://www.verifone.com

© 2026 VeriFone, Inc. All rights reserved.

No part of this publication covered by the copyrights herein may be reproduced or copied in any form or by any means - graphic, electronic, or mechanical, including photocopying, taping, or information storage and retrieval systems - without written permission of the publisher.

The content of this document is subject to change without notice. The information contained herein does not represent a commitment on the part of VeriFone. All features and specifications are subject to change without notice.

Revision History

Date	Description
03/09/2026	Initial Release

Contents

Overview 1
Feature Description 1
Supported Hardware Requirements 1
Comdata Cards. 2
WEX HeavyFleet Cards. 2
Comdata Fuel Codes to NACS Code Mapping 3
Comdata Non Fuel Codes to NACS Code Mapping. 3
WEX Fuel Codes to NACS Code Mapping 5
WEX Non Fuel Codes to NACS Code Mapping 6

Configuring Fleet Cards for Direct Connect 9
Configuring Fleet Cards 9
Comdata Configuration 9
WEX-OTR Configuration. 10
General Fleet Settings. 11

Reporting 13
Exception Report 13
Report Details 13
Back Office Reports. 14

Troubleshooting 15

1 OVERVIEW

Feature Description

This feature implements a Verifone direct connection to WEX and Comdata allowing Verifone Commander to process Commercial Fleet transactions directly with WEX and Comdata.

For this feature to work, the Verifone Commander should be on-boarded to C-site Management and a license should be bought from Verifone.

Refer to the Fleet Cards General Fuel Configuration & Usage Reference for more information on the general fuel configuration to implement commercial fleet cards for all FEPs.

Fuel configuration should be set up first before configuring this feature, for the feature to work.

The Fleet Cards General Fuel Configuration & Usage Reference also has examples of how the fleet cards work at commercial sites.

Supported Hardware Requirements

- Commander Site Controller with C18
- Commander Site Controller base version 56.02 and higher.
- Payment PIN pad(s)
- Wayne DCRs need updated firmware to display the new secure prompts. Refer to release notes.
- Gilbarco DCRs may need updated firmware to support the SPOT protocol. Refer to release notes.

Comdata Cards

	Comdata MC	Comdata On Road	Comdata Proprietary Fuel Card
Bin Range	556735	556736	560017
Multi-Purpose	Comdata/ MC	Comdata/ MC	Comdata only
Fueling position	Retail/Commercial	Retail/Commercial	Commercial
Type	MSR	EMV	MSR

WEX HeavyFleet Cards

Card Type	Bin	FD Card Type / Check Svc Provider
TCH Fuel	708305	WEXOTR
T-Check Fuel	600296	WEXOTR
EFS-TS	589355	WEXOTR
EFS LLC Fuel	707152	WEXOTR
EFS MasterCard	556748	WEXOTR
EFS MasterCard Payroll	530757	WEXOTR
Fleet One	501486	WEXOTR
Cross Road	6900460456	WEXOTR
Paper Check	N/A	MONEYCODE

Comdata Fuel Codes to NACS Code Mapping

The following fuel products can be configured in the fuel products form from **Configuration Client > Forecourt > Fuel > Fuel Config > Fuel Products** to be used with Comdata cards. NACS Code are converted to the following Comdata codes. Refer to the *Fleet Cards General Fuel Configuration & Usage Reference.*

Comdata Code	NACS Code
#1 Diesel 019	021, 063, 300, 305
#2 Diesel 053	019, 020, 045-056, 060, 061, 067, 068, 069, 070, 231, 324, 339, 342
Reefer 056	032, 033, 034, 306, 307, 311-320, 333-338
DEF 819	062

Comdata Non Fuel Codes to NACS Code Mapping

The following non fuel products can be configured in the PLU form from **Configuration Client > Store Operations > PLUs** to be used with Comdata cards. NACS Code are converted to the following Comdata codes.

Comdata Code	NACS Code	Description
00	138|603	
01	132|652	
02	116|117	
03	101|104|128|137	
04	109	
06	133	
07	119|130|131|140	Parts
10	102|136|655|654|660	VEHICLE (TRUCK) WASH
11	650	SCALES
12	135	Truck Parking
13	653	Hotel
14	no NACS code	Regulatory

15	115	Labor
16	420|421|422|423|424|425|426|427|428|429|430|431|432|433|434|435|436|437|438|439|440|441|442|443|444|445|446|447|448|449|450|451|452|453|454|455|456|457|458|459|460|461|462|463|464|465|466|467|468|469|470|471|472|473|474|475|478|479	Grocery
17	651	Shower
18	149	Trip Scan
19	659	TOLLS
20	186|187|188	Aviation
21	120	Vehicle Maintenance
22	180	Aviation Maintenance
23	105	Setup fee
24	600	DEF Package
25	107	Wiper Fluid
26	no NACS code	EReceipt
27	650	CAT Scale
28	175	Storage Fee
29	101|104|128|137	Retail Lubricant
32	106	Coolant/Anti Freeze
33	605	Bottled Propane
CADV	955|956	

WEX Fuel Codes to NACS Code Mapping

The following fuel products can be configured in the fuel products form from **Configuration Client > Forecourt > Fuel > Fuel Config > Fuel Products** to be used with WEX cards. NACS Code are converted to the following Comdata codes.

NACS Code	WEX Code
021 | 063	1
032 | 317 | 319	1
001 | 011 | 026 | 042	4
325	4
345	4
344	4
002 | 012 | 015 | 039 | 043	8
326	8
003 | 013 | 040 | 044	16
327	16
023	32
346	32
347	32
300 | 305 | 306 | 307	64
348	128
304	128
045 | 046 | 047 | 048 | 049 | 050 | 051 | 052 | 055 | 056	256
311 | 312 | 313 | 314 | 315 | 316 | 333 | 334 | 335 | 336 | 337 | 338	256
358	1024
064 | 065 | 066 | 322	2048
303	4096
019 | 020 | 053 | 054 | 324	8192
033 | 318 | 320	8192
351	8192
151	16384

NACS Code	WEX Code
302	2097152
062	4194304
022	8388608
024	16777216
331	134217728
332	268435456
032 | 033 | 304 | 317 | 318 | 319 | 320 | 311 | 312 | 313 | 314 | 315 | 316 | 333 | 334 | 335 | 336 | 337 | 338	RFR

WEX Non Fuel Codes to NACS Code Mapping

The following non fuel products can be configured in the PLU form from **Configuration Client > Store Operations > PLUs** to be used with WEX cards. NACS Code are converted to the following Comdata codes.

NACS Code	WEX Code
100 | 110 | 111 | 112 | 121 | 127 | 129 | 134 | 139 | 143 | 144 | 145 | 146 | 147 | 148 | 149 | 175 | 176 | 177 | 178 | 179 | 180 | 181 | 182 | 183 | 184 | 185 | 186 | 187 | 188 | 189 | 190 | 191 | 192 | 194 | 195 | 196 | 197 | 198 | 199 | 200 | 203 | 204 | 205 | 208 | 209 | 210 | 211 | 212 | 213 | 224 | 250 | 251 | 252 | 253 | 254 | 299 | 308 | 309 | 310 | 400 | 401 | 402 | 403 | 404 | 405 | 406 | 407 | 408 | 409 | 520 | 521 | 522 | 523 | 524 | 525 | 526 | 527 | 528 | 529 | 530 | 531 | 532 | 533 | 534 | 535 | 536 | 537 | 538 | 539 | 540 | 541 | 542 | 543 | 544 | 545 | 546 | 547 | 548 | 549 | 550 | 551 | 552 | 553 | 554 | 555 | 556 | 557 | 558 | 559 | 560 | 561 | 562 | 563 | 564 | 565 | 566 | 568 | 569 | 570 | 571 | 572 | 574 | 575 | 624 | 656 | 657 | 957 | 958 | 959 | 960 | 961 | 971 | 972 | 973 | 999	MERC
118	ACCE
605	BPRP
101 | 104 | 128 | 137	OIL
103	OILC
102 | 136 | 655	WASH
500	REST
659	TOLL
600	DEF
193	FAX

NACS Code	WEX Code
567	PHON
573	IDLE
600	UREA
105	LMPR
106	ANFR
107	WWFL
604	KERO
138 | 201 | 206 | 603	ADD
109	TIRE
650	SCLE
117 | 120 | 122 | 123 | 125 | 126 | 133 | 141 | 142 | 658 | 660 | 661 | 662 | 663 | 664 | 665 | 666 | 667 | 668 | 669 | 670 | 671 | 672 | 673 | 674 | 675 | 676 | 677 | 678 | 679 | 680 | 681 | 682 | 683 | 684 | 685 | 686 | 687 | 688 | 689 | 690 | 691 | 692 | 693 | 694 | 695 | 696 | 697 | 698 | 699	REPR
119 | 130 | 131 | 140 | 202	PART
124	BRAK
132 | 652	RECP
135	PARK
653	HOTEL
420–479 (many codes listed)	GROC
490–499	DELI
651	SHWR
115	LABR
900–909	DISC
905–909	COUP
913	SPLT
116	TRAL
950–970 (several listed)	STAX
955 | 956	CADV

Some of these NACS codes that are common for both Comdata and WEX, if configured for one and not for the other will be routed to the correct network depending on the card used.

2 Configuring Fleet Cards for Direct Connect

Configuring Fleet Cards

Refer to the **Fleet Cards General Fuel Configuration Reference** for more information on the general fuel configuration to implement commercial fleet cards for all FEPs.

Configurations can be done even without a license for the feature. For the feature to work, get a license from Verifone.

Comdata Configuration

Configure Comdata configuration from **C-Site Management from Payment Operations > Commercial Fleet > Providers > Comdata**.

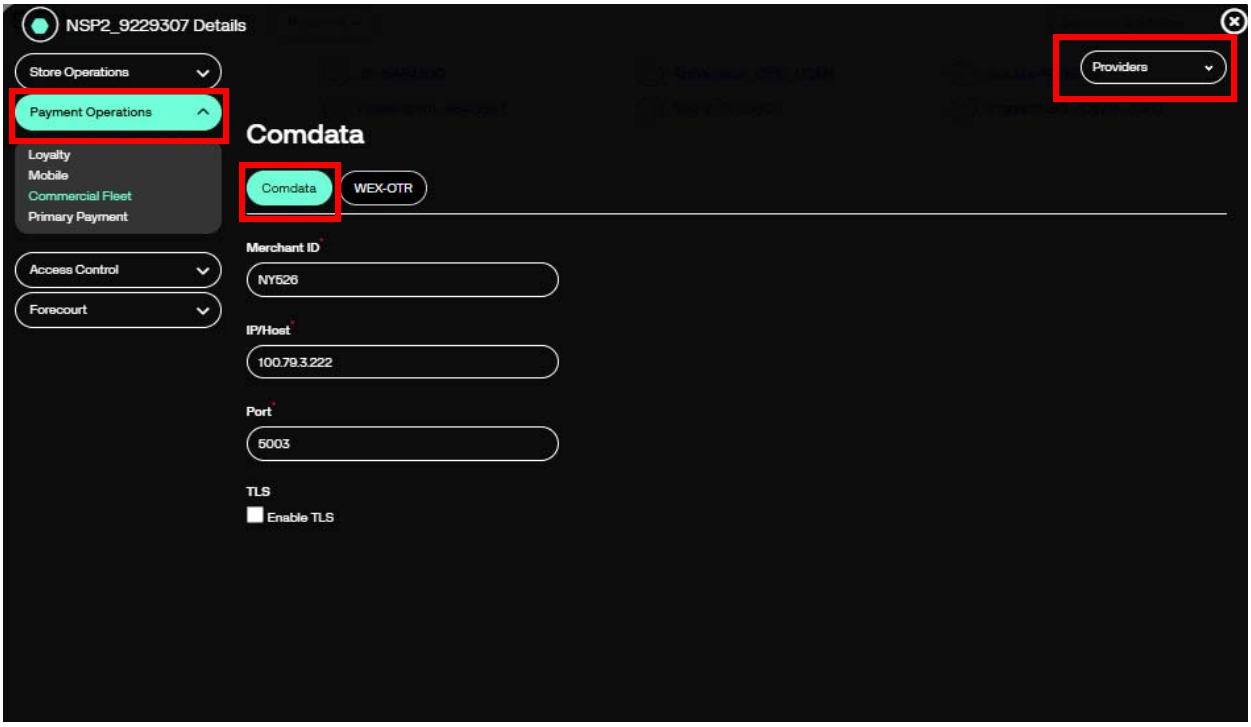

Get the details on this form from Comdata.

WEX-OTR Configuration

Configure WEX-OTR configuration from **C-Site Management from Payment Operations > Commercial Fleet > Providers > WEX-OTR**.

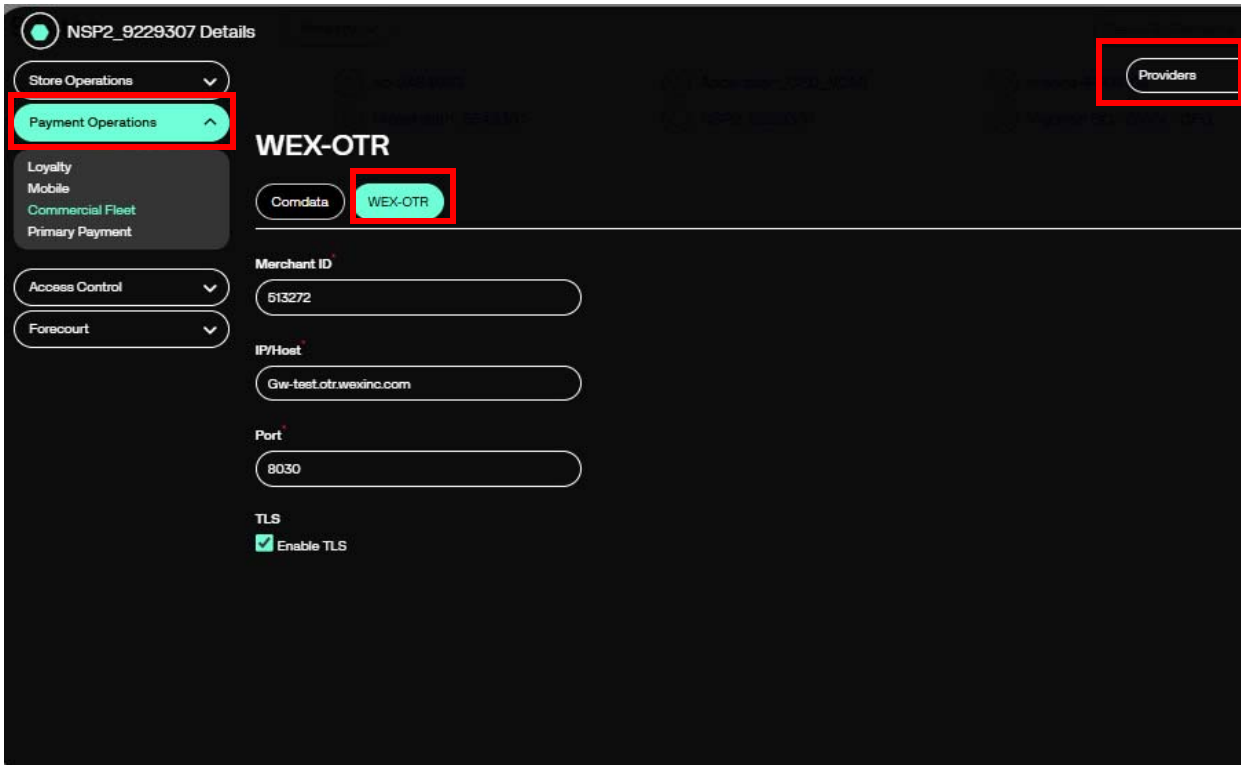

Get the details on this form from WEX.

General Fleet Settings

Configure Comdata configuration in C-Site Management from **Payment Operations > Commercial Fleet > General Settings**.

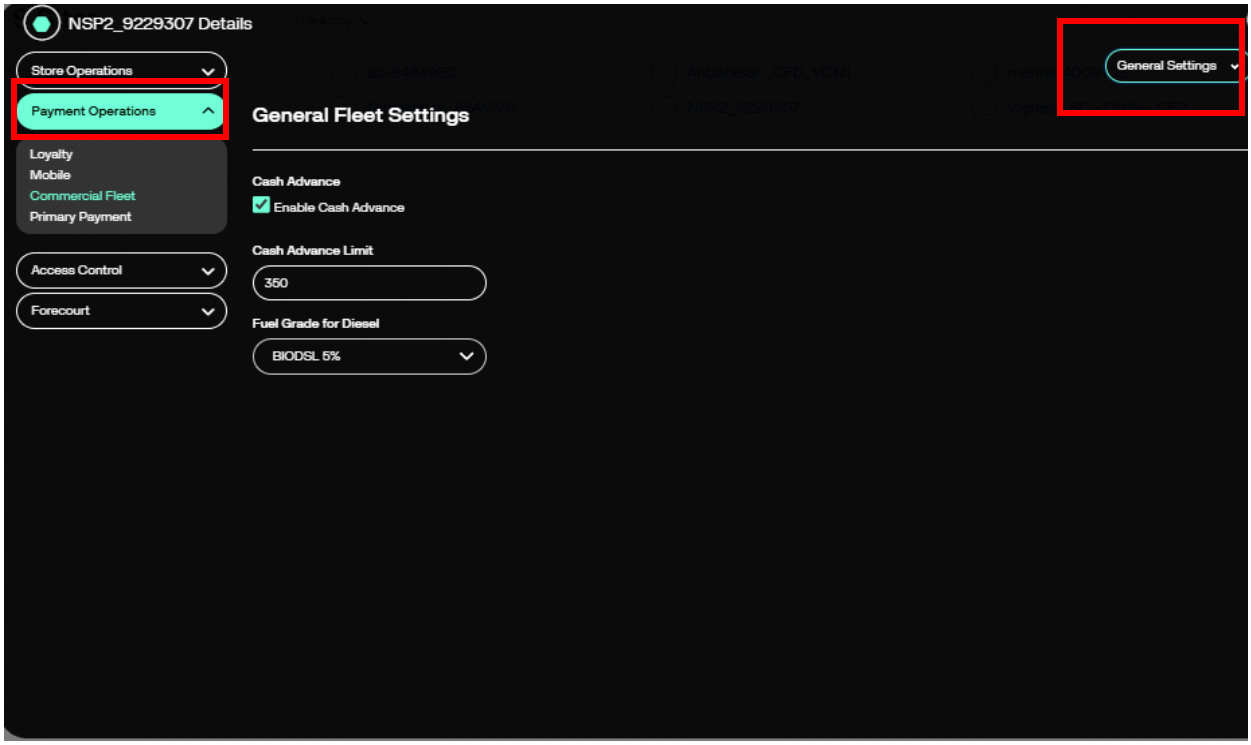

1. Enable Cash Advance
2. Enter cash advance limit.

There are three ways the cash advance limit is set:

- Using the Cashback Amount field in **Cashback Prompt Amounts** section from **Configuration Client > EPS Configuration > Buypass Configuration**
- From the host response that comes during the pre-authorization response
- From the DCT table.

Out of these three, the cash advance that appears to the customer is the lowest one. Cash advance is only given after fueling.

3. Select the fuel grade for diesel that has been configured in **Configuration Client > Forecourt > Fuel > Fuel Config > Fuel Products**

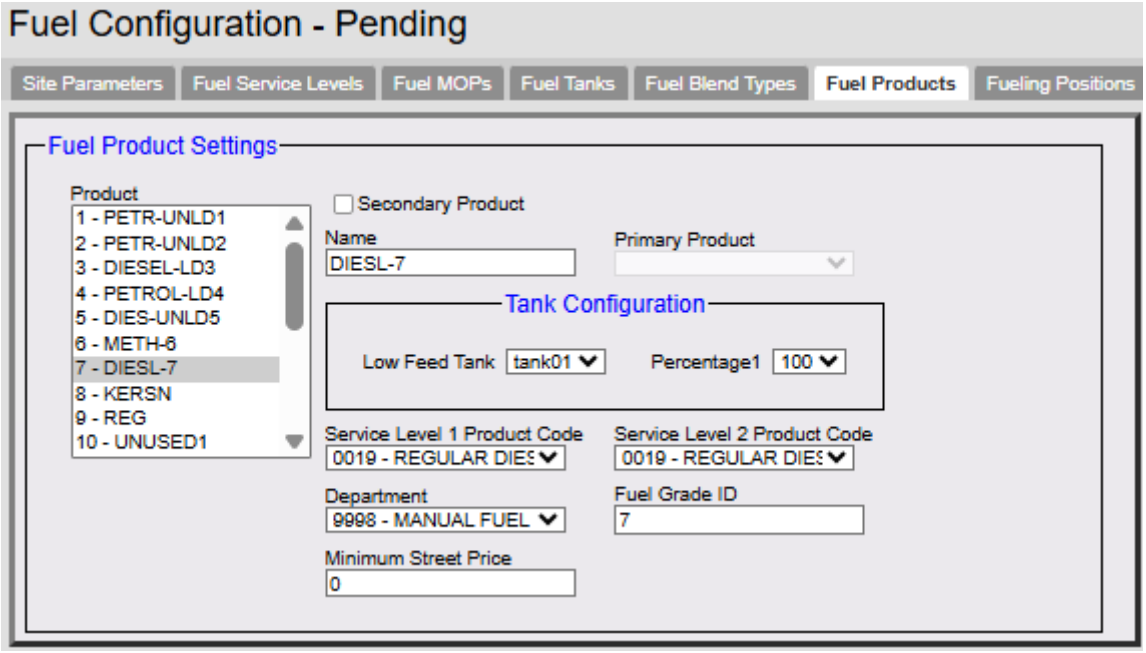

3 REPORTING

Exception Report

The Exception Report shows failed transaction.

It is available at **Network Manager > EPS Secure Report > TWEX-OTR and 13. Comdata Reports > Exception Report**.

The EPS prompts for the terminal batch number. If zero is entered, the EPS prints the current open terminal batch.

Report Details

- **TITLE:** Terminal Day Summary Report.
- **Agent ID:** Agent who performed the transaction.
- **DATE / TIME:** Date and time the report printed.
- **Result: Failure**
- **Amount**: Failure Amount
- **Account Number**: Masked account number.

Back Office Reports

The following are the back office reports for Comdata and WEX

- ComdataNetworkBatchDetail
- ComdataTerminalBatchSummary
- ComdataExceptionDetails
- WEX-OTRNetworkBatchDetail
- WEX-OTRTerminalBatchSummary
- WEX-OTRExceptionDetails

4 TROUBLESHOOTING

If facing any issues with the feature, go through this list:

1. The FEPTable is controlled by Verifone C-site and will be overwritten if the files are edited manually on commander.
2. The Feps do not show online on Verifone EPS until after the 1st transaction is ran. Check at: http://192.168.31.11:8080/eps/
3. Make sure the TLS flags are configured correctly (changes must be done from C-site but can be checked from putty).

   cat /home/pmc/data/tables/FEPtable.xml

   Comdata TLS is disabled

   WEX-OTR TLS is enabled
4. Make sure commander has DNS enabled from **Configuration Client > Initial Setup> Local Area Network Settings** and that the host URL can be resolved correctly with the following command: ping google.com
5. Acumera had an issue that was not allowing traffic to egress out from Verifone Commander to the Comdata host.

   Use these commands from a putty connection on commander to verify hosts are reachable.

   If these commands fail and timeout verify with Acumera the rule is in place to allow this traffic.

   Comdata test

   Openssl s_client -connect 10.1.254.200:5003

   WEX-OTR test

   Openssl s_client -connect 208.64.196.225:8030
6. Verify site is using correct Dealer id.

   If dealer id is incorrect, you will get an error back from the host.
7. Issues with the license download. If the license is sent correctly the commercialFleetRoute.prop will be set to DIRECT

   Verify the commercialFleetRoute.prop is set to DIRECT with the following command from putty

   cat /home/pmc/data/license/CommercialFleetRoute.prop

   commercialFleetRoute=DIRECT