

# Verifone Commander

## Release Notes



## Versions and Information

|                               |                        |
|-------------------------------|------------------------|
| <b>Release (Base) Version</b> | 55.00.01               |
| <b>Release Date</b>           | March 1, 2024          |
| <b>Publication Date</b>       | June 7, 2024 (Updated) |

## Distribution Components

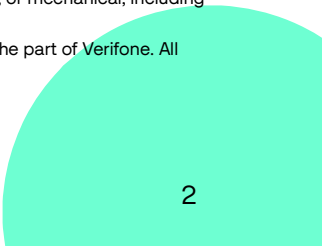
|                       |           |
|-----------------------|-----------|
| <b>Release (Base)</b> | 055.00.01 |
| <b>OS</b>             | 6.01.00   |
| <b>EPS</b>            | 9.05.00   |
| <b>RCI</b>            | 6.00.01   |
| <b>WEB</b>            | 5.05.00   |

| <b>FEP</b>                | <b>Suite Version</b> | <b>FEP Version</b> | <b>Network Version</b> |
|---------------------------|----------------------|--------------------|------------------------|
| <b>Buypass</b>            | 55.00.01             | UMF 55.00.01       | TTPID: RVE103          |
| <b>Chase</b>              | 55.00.01             | 55.00.01           | —                      |
| <b>Chevron</b>            | 55.00.01             | 08.55.00.01        | —                      |
| <b>HPS</b>                | 55.00.01             | 55.00.01           | —                      |
| <b>NBS</b>                | 55.00.01             | 55.00.01           | —                      |
| <b>Phillips 66</b>        | 55.00.01             | 55.00.01           | 40                     |
| <b>Shell</b>              | 55.00.01             | 55.00.01           | —                      |
| <b>VAPS</b>               | 55.00.01             | 55.00.01           | 01                     |
| <b>Verifone EPS (LAC)</b> | 55.00.01             | 55.00.01           | —                      |
| <b>WorldPay</b>           | 55.00.01             | 55.00.01           | —                      |

© 2024 Verifone, Inc. All rights reserved.

No part of this publication covered by the copyrights herein may be reproduced or copied in any form or by any means - graphic, electronic, or mechanical, including photocopying, taping, or information storage and retrieval systems - without written permission of the publisher.

The content of this document is subject to change without notice. The information contained herein does not represent a commitment on the part of Verifone. All features and specifications are subject to change without notice.



# PIN Pad Software Versions


## Minimum EVPAY (Engage) Certified Versions

For the EVPAY (Engage) Certified Versions for Verifone M400 and P400, click on [Current VRSD Production Software List](#).

## Attendant Payment Terminal (APT) Version

This Verifone EPS (LAC) Commander software requires APT version 1.03.01.

## Minimum EMV Certified Verifone ViperPAY Versions




**NOTE** Make sure the minimum OS and any OS Updates are loaded before installing Verifone ViperPAY. See the Verifone ViperPAY release notes.


| PIN pad                | Version | XPI   | Kernel           | OS Version             |
|------------------------|---------|-------|------------------|------------------------|
| Verifone MX 900 Series | 4.07.10 | 5300w | Velocity L2 7.02 | Minimum - 30140200     |
|                        |         |       |                  | Recommended - 30251000 |

# Contents

- Versions and Information----- 2
- Distribution Components----- 2
- PIN Pad Software Versions ----- 3
  - Minimum EVPAY (Engage) Certified Versions ----- 3
  - Attendant Payment Terminal (APT) Version ----- 3
  - Minimum EMV Certified Verifone ViperPAY Versions ----- 3
- Contents ----- 4
- Important Information ----- 6
  - Base Release, Suite, and FEP Version Alignment ----- 6
  - OS Update ----- 6
  - Downgrading from Release (Base) 55 to a Lower Version ----- 6
  - Release 55.00.00 and POS Pairing ----- 6
  - Lab, Beta, or Production Software Status ----- 6
  - Verifone C-Site Management Onboarding Feature ----- 6
  - Verifone C18 Self Checkout Application ----- 7
  - Configuring the Verifone C18 when using a Legacy Scanner ----- 7
  - EMV Certified ----- 7
  - Verifone EPS (LAC) Outdoor EMV ----- 7
  - TLS Support ----- 8
  - Bypass Software Installation ----- 8
  - VAPS Software Installation ----- 8
  - Verifone Remote Software Delivery (VRSD) ----- 9
  - FEP Configuration Documentation ----- 9
- What’s New In Release Version: 55.00.01 ----- 10
  - Resolutions ----- 10
    - Dispensers ----- 10
    - Dispenser Card Readers ----- 10
    - EPS System ----- 10
    - POS System ----- 10
    - Mobile ----- 10
- What’s New In Release Version: 55.00.00 ----- 11
  - Enhancements and New Features ----- 11
    - Release (Base), Suite, and FEP Version Alignment ----- 11
    - OS Update ----- 11
    - Verifone C18 Self Checkout ----- 11
    - Verifone Cloud ----- 11
    - Dispenser Card Readers ----- 11
    - EPS System ----- 12
    - Loyalty ----- 12
    - Reports ----- 12
  - Resolutions ----- 12
    - Verifone C18 Self Checkout ----- 12
    - Dispensers ----- 12
    - Dispenser Card Readers ----- 12



- EPS System ----- 13
- Loyalty ----- 13
- POS System ----- 13
- Sales ----- 13
- FEP Specific Changes ----- 14
  - Phillips 66 FEP ----- 14
    - Enhancement ----- 14
    - Resolutions ----- 14
  - Rapid Connect FEP ----- 15
    - Resolutions ----- 15
  - VAPS FEP ----- 16
    - Enhancement ----- 16
  - Verifone EPS FEP ----- 17
    - Resolution ----- 17
  - WorldPay FEP ----- 18
    - Resolution ----- 18
- Installation Options ----- 19
  - Supported Verifone POS Terminals ----- 19
  - Installation Documentation ----- 19
- Dispenser Manufacturers Supported by Processor/Brand ----- 20
- MSD Contactless No Longer Supported by Release ----- 21
- Fuel Hardware Peripherals Supported ----- 22
  - Dispensers Supported ----- 22
  - Dispenser Interfaces ----- 24
    - Bennett ----- 24
    - Tokheim ----- 24
    - Dresser/Wayne ----- 24
    - Gilbarco ----- 24
- Dispenser Card Readers — Supported Options ----- 25
  - Bennett ----- 25
  - Dresser/Wayne ----- 27
  - Gilbarco ----- 32
  - Invenco ----- 37
  - Tokheim ----- 38
- Verifone and Partner Options Supported ----- 40
- Additional Information ----- 44
  - Weights and Measures ----- 44



## Important Information

### Base Release, Suite, and FEP Version Alignment

Starting with Release 55.00.00, the Distribution Suite and FEP version have been updated to align and, in most cases, have the same version as the Base version.

### OS Update

Starting with Release (Base) 55.00.00, the Verifone Commander and POS Workstations will now share one common OS with SELinux (Security-Enhanced Linux).

### Downgrading from Release (Base) 55 to a Lower Version

If a site needs to downgrade their Verifone Commander or POS from Release (Base) 55.00.00, follow the procedures in the downgrade document located at:

- Premier Portal > Manage > Petro Downloads > Commander & RubyCi > Commander Tools, User References, and Other Documentation > Documentation
- Premier Portal > Manage > Petro Downloads > Commander & RubyCi > POS > C18, Ruby2, or Topaz Documentation areas.

### Release 55.00.00 and POS Pairing

The POS Pairing process may take up to two additional minutes to complete while “Processing, please wait...” is displayed on the POS workstation screen. Do not reboot the POS while this message is displayed.

### Lab, Beta, or Production Software Status

See the Lab, Beta, or Production software sections on the Premier Portal for the release status of each FEP’s software at Manage > Petro Downloads > Commander and RubyCi > Commander Software Suites, Release Notes and Documentation. These release notes contain all the information for all release statuses.

### Verifone C-Site Management Onboarding Feature

If the Verifone Commander is not onboarded to the Verifone C-Site Management within a certain amount of time, it will not be able to perform merchandise and fuel transactions. See the Verifone C-Site Management User Reference on the Verifone Premier Portal for more information.

## Verifone C18 Self Checkout Application

### Auto Upgrade

The following is important information when setting up Verifone Self Checkout on the Verifone C18 POS for the first time. The following configuration is not needed after the next Auto Upgrade.

- If an Auto Upgrade was performed, the Verifone Self Checkout sub-menu will not display under the Configuration Client > Store Operations menu. To enable the Verifone Self Checkout submenu, assign the following roles at Configuration Client > Security > Manage Users > User Administration > Configure Roles.
  - uscocategorycfg - Update Verifone Self Checkout Category Configuration
  - uscoglobalcfg - Update Verifone Self Checkout Global Configuration
  - uscoregistercfg - Update Verifone Self Checkout Register Configuration

#### NOTE



The Verifone Self Checkout submenu displays if the Verifone Commander software was installed manually.

## Configuring the Verifone C18 when using a Legacy Scanner

Sites that do not have a 2D scanner will need to disable swipe ahead in order to process Easy ID or a POP Membership card at the PIN pad. Do the following two steps consecutively:

- On the Verifone C18 POS, disable Swipe Ahead at Maintenance > Device Configuration > PINPAD configuration > EPS PINPAD with Driver License and POP Membership.
- On the Verifone MX 900 Series PIN pad, edit the Config.Usr1 Swipe Ahead value found in System Mode at Home > Administration > Config by entering the Config.Usr1 file. Under the [PERM] section, there will be a Swipe Ahead parameter with a '0' or a '1' value. The value should be set to '0' to disable it. After the change, reboot the PIN pad.


## EMV Certified

This software version supports Contact and Contactless Indoor. See the Dispenser Card Reader section towards the back of these release notes for EMV Contact and Contactless certifications for each dispenser manufacturer.

## Verifone EPS (LAC) Outdoor EMV

Outdoor EMV is only for Trinidad and Tobago locations.

## TLS Support



The steps below are only required for a manual software installation. The Auto Upgrade automatically sets the TLS settings.

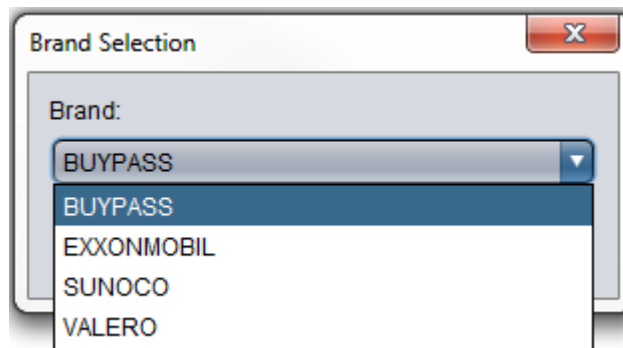
To set up TLS and if this is a manual software installation, follow these steps:

1. On the Verifone MX PINpad, the Port needs to be set to '5000' at Configuration > Network Settings.
2. On the Verifone Commander, the POP has to be configured to "Connect with SSL" and Secure Port '5000' at Configuration Client > Payment Controller > EPS Global Configuration > POP.

See the latest Verifone ViperPAY User Guide and Commander documentation for more details on accessing these areas.

## Buypass Software Installation

During the software installation, the system prompts for Brand Selection. Choose from the drop-down menu and then click OK.

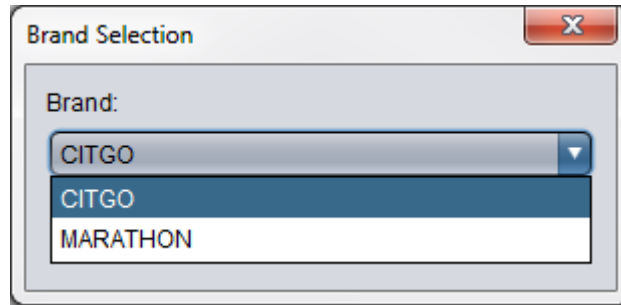


After installation, see the Help menu and the About to check the Brand selection.

## VAPS Software Installation

During the software installation, the system prompts for Brand Selection. Choose from the drop-down menu and then click OK.





After installation, see the Help menu and the About to check the Brand selection.

## Verifone Remote Software Delivery (VRSD)

The Verifone Commander supports the Verifone Remote Software Download (VRSD) to allow automated software updates from the Verifone servers. See the Verifone Remote Software Delivery Implementation Guide for more information.

## FEP Configuration Documentation

See the Verifone Commander Network Configuration Guide.

## What's New In Release Version: 55.00.01

### RESOLUTIONS

#### Dispensers

When “Approve All Sales” was enabled, it was incorrectly copying the individual limits from the current fuel product detail. When transitioning from the first fuel grade dispensed to the additional fuel grade(s) to dispense, the second and additional grade limits were not being used during this process. When Approve All Sales was not enabled, there was not an issue observed with the individual fuel grade limits being used. This was corrected and now the second and additional grade limits will be used if present in the transaction.

#### Dispenser Card Readers

Mastercard contactless transactions were declining on Gilbarco CRINDs. This was corrected.

#### EPS System

EMV Debit cards were declining on the first insert, but approving on the second insert for the following transaction types:

- Swipe Ahead disabled
- No Loyalty in transaction
- Cashier pressed “Total” and then pressed the “Cards” MOP key
- Customer inserted card and then selected cashback

This was corrected.

#### POS System

1. No alarm sounds were being sent to the POS for functions such as the audible help message or dispensers calling in. This was corrected.
2. When trying to open the Verifone Configuration Client on the POS, it was possible for the POS terminal to intermittently get stuck on the “Loading Application” screen and had to be manually rebooted. This was occurring on the Topaz, Ruby2, and C18. This was corrected.
3. It was possible for the Verifone Commander to get stuck at “A2” on the 7-segment status display following an attempted Auto Upgrade to B53.41.02. This was corrected.

#### Mobile

Mobile Transactions were not displaying on the Terminal Batch Loyalty Detail Report. This was corrected.

## What's New In Release Version: 55.00.00

### ENHANCEMENTS AND NEW FEATURES

#### Release (Base), Suite, and FEP Version Alignment

Starting with Release (Base) 55.00.00, the Distribution Suite and FEP version have been updated to align and, in most cases, have the same version as the Base version.

#### OS Update

Starting with Release (Base) 55.00.00, the Verifone Commander and POS Workstations will now share one common OS with SELinux (Security-Enhanced Linux).

#### Verifone C18 Self Checkout

1. Alarm line notifications were added for when a cash recycler is low or out of cash. It also will display an alarm line when it is offline from the C18 Self Checkout.
2. When using Verifone Configuration Client on Verifone C18 Self Checkout, the inactivity timer was increased to five minutes.

#### Verifone Cloud

1. PLU Configuration can now be sent from C-Site Management.
2. Sales Configuration can now be sent from C-Site Management.
3. A manager of merchant loyalty programs will now be able to give up admin rights to a particular loyalty program so that another type (Major oil vs Merchant) can manage the program. This feature is intended primarily as a "self-management" process to allow administrators to work out ownership rights for loyalty programs.
4. When a site that has been onboarded to the Cloud is deleted using the Verifone Cloud Admin Portal, the loyalty programs that are associated with that site will be removed.
5. Loyalty operations performed by Petro Site Administrators or Major Oil Administrators using C-Site configuration tools will be reflected at the applicable sites and can be viewed by a Verifone Configuration Client user.
6. The ability to configure fuel prices from C-Site Management has been added.

#### Dispenser Card Readers

1. Color logos are now supported on Gilbarco M7. In order to display the color logo, the "Verifone" option '1' needs to be selected on the Gilbarco M7 located at SYSTEM MENU >

APP CONFIGURATION > CRINDBIOS > DISPLAY > PERSONALITY after software installation for each CRIND. This feature is not supported on the Gilbarco M5.

2. Color logos are now supported on Wayne DCR types.
3. Gilbarco DCR Logo sizes were increased across the various sized screens.

## EPS System

Chip based approvals are no longer supported for EMV cards.

## Loyalty

The following soft key verbiage has been updated for loyalty transactions:

- The indoor soft key has been changed from “I am Done” to “Continue.”
- The outdoor soft key has been changed from “Done” to “Continue.”

## Reports

The “Loyalty Report” name has been changed to “Loyalty Discount Report.”

# RESOLUTIONS

## Verifone C18 Self Checkout

User was unable to access the Glory cash recycler browser through the POS. The error message “Your Internet access is blocked” displayed. This was corrected.

## Dispensers

When two fuel sales were on different fuel positions in the same postpay transaction, the Fuel Position ID was displaying the same for both items. This was corrected.

## Dispenser Card Readers

1. When performing an outside prepaid transaction with loyalty at the DCR, Charity was prompted even if payment failed. This was corrected.
2. Technical Fallback was not being reported for Outdoor EMV transactions. This was corrected.
3. When a customer inserted an EMV card and pressed a soft key at the same time on Wayne Anthem DCR, it caused a network reject. This was corrected and now the transaction will be rejected by the Verifone Commander.
4. “Enter Data” was prompted instead of “Enter PIN” for contactless PIN transactions when PIN bypass was enabled for the card on Wayne DCRs. This was corrected.

## EPS System

1. Contactless EMV transactions with loyalty were sent with entry mode of swipe. This was corrected.
2. Receipts were not printing for EBT Manual Entry transactions. This was corrected.
3. When using Debit for Merchandise, the transaction failed after entering the Cashback amount, but if the cashier pressed Total and the customer went back through the Cashback prompt, the transaction completed successfully. This was corrected and now the transaction completes the first time.

## Loyalty

1. Mobile Transaction details were not displaying in the POS Loyalty PPU Transaction Detail Report and Terminal Batch Loyalty Detail Report. This was corrected.
2. When receiving multiple loyalty requests in a 15 second window, the system would lock up for about 15 minutes. This was corrected.

## POS System

1. Sites were seeing intermittent slowness issues when making selections on the Topaz 410 units. When a button was pressed, it took several seconds before the selection displayed. This was corrected.
2. The user was unable to perform a fuel sale or period close after the completion of an auto upgrade until the Verifone Commander was rebooted. "Site Pause" was in the enabled mode and displayed on the POS. This was corrected and now the user will be able to perform period close and a fuel sale. Fuel Site Pause will be disabled after the auto upgrade.
3. The POS Pairing process may take up to two additional minutes to complete while "Processing, please wait..." is displayed on the POS workstation screen. Do not reboot the POS while this message is displayed.

## Sales

1. Alphanumeric Keypad was not present when In-House account was selected. This was corrected the now the keypad will display.
2. If the Verifone Commander EF rebooted while fueling was in progress, the sale came due inside and then displayed as being stuck on Third Party POS. This was corrected and now the POS will not get the due sale in this scenario.

## FEP Specific Changes

### Phillips 66 FEP

#### Enhancement

China Union Pay (CUP) and Japan Credit Bureau (JCB) card support is enabled by the Heartland Payment Systems EPDL.

#### Resolutions

1. When zero dollar approval was returned from the host, the sale was not declined. The customer was prompted to use the zero balance. This was corrected and the customer will not be prompted to use the zero dollar value.
2. The contents of the indoor receipts were not correctly aligned. This was corrected and now they are aligned.

## Rapid Connect FEP

### Resolutions

1. There were formatting line issues in the EPS Network Report > Host Discount Table. This was corrected.
2. Food Stamps displaying as EF-(Info) with negative amounts on the EPS Network Report. This was corrected.
3. When a new BIN file that excluded 8-digit BINs was received and loaded for a TAVED Gilbarco M5, Debit Network Alliance cards were failing with a Try Again PIN error message. This was corrected.
4. Site was unable to close with network during a Day Close Report due to local totals not being logged. This caused negative counts. This was corrected and now the local totals are logged and the counts are no longer negative.

## VAPS FEP

### Enhancement

China Union Pay (CUP) and Japan Credit Bureau (JCB) card support is enabled by the Heartland Payment Systems EPDL.



## Verifone EPS FEP

### Resolution

Transaction numbers were exceeding 6-digits and were not settling after Store and Forward. This was corrected.

## WorldPay FEP

### Resolution

The user was unable to open the Incomm Reports at EPS Network Reports > EPS Secure Reports. A failure message was displayed. This was corrected.

## Installation Options

### Supported Verifone POS Terminals

- Verifone C18
- Verifone Ruby2
- Verifone Topaz XL (410)

### Installation Documentation

See the following documents when installing the Verifone Commander or RubyCi.

#### Verifone Commander

- Verifone Commander Implementation Guide
- Verifone Commander Hardware Installation Guide

#### Verifone RubyCi

- Verifone RubyCi Hardware Installation Guide
- Verifone RubyCi Implementation Guide

#### Verifone Commander or RubyCi

- Verifone Commander Software Installation Guide
- Verifone Commander Network Configuration Guide


#### Customer Provided Documentation

When installing or configuring the Verifone Commander and POS systems, see the customer provided documentation on the Premier Portal at Manage > Petro Downloads > Commander & RubyCi > Commander Software Suites, Release Notes and Documentation > Customer Documentation areas.

## Dispenser Manufacturers Supported by Processor/Brand

These are the dispenser manufacturers supported by Processor or Brand.

| Processor/Brand    | Bennett | Gilbarco | Invenco   | Tokheim | Wayne |
|--------------------|---------|----------|-----------|---------|-------|
| BP                 | Yes     | Yes      | Yes       | Yes     | Yes   |
| Bypass             | Yes     | Yes      | Yes       | Yes     | Yes   |
| Chase              | No      | Yes      | No        | Yes     | Yes   |
| Chevron            | No      | Yes      | No        | Yes     | Yes   |
| CITGO              | Yes     | Yes      | Yes       | Yes     | Yes   |
| ExxonMobil         | Yes     | Yes      | Yes       | Yes     | Yes   |
| Gulf               | Yes     | Yes      | Yes       | Yes     | Yes   |
| HPS                | Yes     | Yes      | Yes       | Yes     | Yes   |
| Marathon           | Yes     | Yes      | Yes       | Yes     | Yes   |
| NBS                | No      | Yes      | Yes       | Yes     | Yes   |
| Phillips 66        | Yes     | Yes      | Yes       | Yes     | Yes   |
| Shell              | No      | Yes      | No (Beta) | Yes     | Yes   |
| Sunoco             | Yes     | Yes      | Yes       | Yes     | Yes   |
| Valero             | Yes     | Yes      | Yes       | Yes     | Yes   |
| Verifone EPS (LAC) | Yes     | Yes      | Yes       | Yes     | Yes   |
| WorldPay           | Yes     | Yes      | Yes       | Yes     | Yes   |



## MSD Contactless No Longer Supported by Release

These are the distributions that no longer support MSD Contactless at a specific release level and higher.

| Distribution       | MSD Contactless Not Supported |
|--------------------|-------------------------------|
| Byypass            | 53.41.00 and Higher           |
| Chase              | 54.00.00 and Higher           |
| Chevron            | 54.00.00 and Higher           |
| HPS                | 53.41.00 and Higher           |
| NBS                | 54.00.00 and Higher           |
| Phillips 66        | 53.41.00 and Higher           |
| Shell              | 53.41.00 and Higher           |
| VAPS               | 53.41.00 and Higher           |
| Verifone EPS (LAC) | 53.41.00 and Higher           |
| WorldPay           | 53.41.00 and Higher           |


## Fuel Hardware Peripherals Supported

Verifone advises using the “Minimum Recommended Version” as shown in these sections. Also, check with the dispenser’s manufacturer if there is a newer recommended version.

### Dispensers Supported

| Gilbarco Dispensers |   |         |
|---------------------|---|---------|
| Dispenser           | Description                               | Version |
| Encore 700          | Pump Control Node                         | 2.9.42  |
| Encore 500          | Pump Control Node                         | 1.8.30  |
| Encore 300          | Digital Valve                             | 20.1.10 |
| Encore 300          | Digital Valve with Enhanced Security      | 20.2.24 |
| Encore 300          | Proportional Valve                        | 10.1.10 |
| Encore 300          | Proportional Valve with Enhanced Security | 10.2.23 |
| MPD                 | Legacy                                    | 70.9.92 |
| MPD                 | Modular Advantage                         | 70.9.92 |
| MPD-3               | LCDs                                      | 54.3.10 |
| MPD-3               | SIDs                                      | 53.7    |
| Selectable Blender  | Modular Advantage                         | 75.6.10 |


### Notes

**NOTE**  Gilbarco Pre-modular dispensers must be on a separate board and as such are not supported with Verifone RubyCi, as there is only one connection out for fuel.


## Dispensers Supported (Continued)

| Wayne Dispensers                |             |                       |
|---------------------------------|-------------|-----------------------|
| Dispenser                       | Description | Version               |
| Ovation                         | iGem        | 85                    |
| iX                              | iGem        | 85                    |
| Vista 3V                        | iGem        | 49                    |
| Vista 2V                        | Dispenser   | 14                    |
| Vista 1V (See first note below) | Dispenser   | 49                    |
| Vista                           | Dispenser   | See second note below |
| SC-82                           | Dispenser   | See second note below |

**Notes**

**NOTE**  For Model V490D1/U (Vista 1V), the version must be 47.  
The dispenser must be programmed as one of the following types: Type 1, 2, 30 or 40. Verifone Commander will not support the dispenser programmed as any other type, including Types 3 through 29.

## Dispenser Interfaces

**NOTE**  The Verifone Commander Forecourt Interface Box communicates directly with Wayne, Tokheim, and Gilbarco dispensers.

| Dispenser/Interface  | Supported: Yes/No | Recommended Version | Notation  |
|----------------------|-------------------|---------------------|---|
| <b>Bennett</b>       |                   |                     |   |
| DOSPIB               | No                |                     |   |
| 515                  | Yes               | v6.20               |   |
|                      |                   |                     | Supports PPU Discounting with Bennett 515 interface box, firmware v.507                             |
|                      |                   |                     | Supports PPU Discounting with Bennett 515 interface box, firmware v.507                             |
| Yes                  | v6.27             |                     | Supports Bennett SPM with Bennett 515 interface box with version v.6.20<br>Supports PPU Discounting |
| <b>Tokheim</b>       |                   |                     |   |
| DHC                  | Yes               | v6.17               | Supports PPU Discounting  |
| VXDHC                | Yes               | v4200.03.09         | Supports PPU Discounting  |
| <b>Dresser/Wayne</b> |                   |                     |   |
| CPU                  | No                |                     | Uses the Verifone Commander Forecourt Interface   |
| PIB                  | No                |                     |   |
| Fusion               | No                |                     |   |
| HyperPIB             | No                |                     |   |
| Arbitration Board    | No                |                     |   |
| <b>Gilbarco</b>      |                   |                     |   |
| Legacy PAM 1000      | No                |                     | Uses the Verifone Commander Forecourt Interface   |
| PAM 1000             | No                |                     |   |
| PAM 5000             | No                |                     |   |
| SMART Connect        | No                |                     |   |



## Dispenser Card Readers — Supported Options


Verifone advises using the “Recommended Version” shown below.

### Bennett

**NOTE**  See <https://www.vfne.co/verifone-petro-emv-updates> for Outdoor EMV Implementation Status updates.

| Bennett: SSP (Simply Secure Payment) |                             |
|--------------------------------------|-----------------------------|
| EMV Certification                    |                             |
| EMV Contact                          | Certified                   |
| EMV Contactless                      | Certified                   |
| Supported Options                    | Recommended Minimum Version |
| EMV                                  | XXXXXX.10.10.07             |


**Notes**

**NOTE**  The "XXXXXX" number is based on hardware revision.  
 Upgrade to EMV version XXXXXX.10.10.09, if the site is experiencing “Remove Card” message remaining on the display after the card has been removed until timeout.


| Bennett: DCA      |                             |
|-------------------|-----------------------------|
| Supported Options | Recommended Minimum Version |
| Non-debit         | N/A                         |

| Debit     |     |
|-----------|-----|
| Non-debit | N/A |


**Notes**

**NOTE**  Cash Acceptors, Debit, Graphics, SDES, TDES, and Master Session are not supported.

## Bennett (Continued)

| Bennett: DCT (Verifone Everest Card Reader)  |   |
|--|---|
| Supported Options  | Recommended Minimum Version   |
| <b>Debit</b>   |   |
| Non-debit  | 1.02.02   |
| SDES (DUKPT)   | 1.02.02   |
| <b>Notes</b>   |   |
| <b>NOTE</b><br> | Cash Acceptors, Graphics, TDES, and Master Session are not supported. |

## Dresser/Wayne

**NOTE**  See <https://www.vfne.co/verifone-petro-emv-updates> for Outdoor EMV Implementation Status updates.  
When connecting the Commander Ethernet cable to a DCR Serial Converter for Outdoor EMV, the wires routed from the converter to the DCR must be twisted pair.

### Dresser/Wayne: iX Pay 2, 3.1 Series

#### EMV Certification

| EMV Contact                     |              |                    |                             | Certified                  |
|---------------------------------|--------------|--------------------|-----------------------------|----------------------------|
| EMV Contactless                 |              |                    |                             | Certified                  |
| EMV Status                      | Firmware     | Contactless Reader | Contactless Reader Firmware | Contactless Build Revision |
| NFC Mode > Contactless          | 3.1.203.1260 | C150S              | 26100A02                    | 21031801                   |
| NFC Mode > Contactless Disabled | 3.1.203.1260 | C150S              | 26100A02                    | 21031801                   |


#### Supported Options


| Supported Options | Recommended Minimum Version |
|-------------------|-----------------------------|
| Cash Acceptors    | N/A                         |
| Graphics          | 3.1.203.1260                |
| Scanner           | 2D Zebra DS45               |

#### Debit


|           |              |
|-----------|--------------|
| Non-Debit | 3.1.203.1260 |
| TDES      | 3.1.203.1260 |

#### Notes


**NOTE**  Jade board is recommended for outdoor EMV. Red board can be used if non-media site.  
Cash Acceptors are not supported with EMV.  
Prior to upgrade to Wayne EMV software, please check the minimum version with Wayne.  
DSM, Secure CAT, SDES, and Master Session are not supported.




## Dresser/Wayne (continued)


| Dresser/Wayne: iX Pay 1, 2.8 Series   |   |                    |                             |                            |
|---|---|--------------------|-----------------------------|----------------------------|
| EMV Certification   |   |                    |                             |                            |
| EMV Contact   |   |                    |                             | Certified                  |
| EMV Contactless   |   |                    |                             | Certified                  |
| EMV Status  | Firmware  | Contactless Reader | Contactless Reader Firmware | Contactless Build Revision |
| NFC Mode > Contactless  | 2.8.203.9   | C150               | 2610EA02                    | 21032201                   |
|   | 2.8.203.9   | C150S_NP           | 2610FA02                    | 21031901                   |
| NFC Mode > Contactless Disabled   | 2.8.105.109   | C150               | 2610EA02                    | 18050901                   |
|   | 2.8.105.109   | C150S_NP           | 2610FA02                    | 19020101                   |
| Supported Options   |   |                    | Recommended Minimum Version |                            |
| Cash Acceptors  |   |                    | 2.5.15.0                    |                            |
| Graphics  |   |                    | 2.5.15.0                    |                            |
| Scanner   |   |                    | 2.5.15.0                    |                            |
| Debit   |   |                    |                             |                            |
| Non-Debit   |   |                    | 2.5.15.0                    |                            |
| TDES  |   |                    | 2.5.15.0                    |                            |
| Notes   |   |                    |                             |                            |
|  | <b>NOTE</b> Jade board is recommended for outdoor EMV. Red board can be used if non-media site. |                    |                             |                            |
|   | Cash Acceptors are not supported with EMV.  |                    |                             |                            |
|   | Prior to upgrade to Wayne EMV software, please check the minimum version with Wayne.            |                    |                             |                            |
|   | DSM, Secure CAT, SDES, and Master Session are not supported.                                    |                    |                             |                            |


## Dresser/Wayne (continued)

| Dresser/Wayne: Anthem  |   |
|--|---|
| <b>EMV Certification</b>   |   |
| EMV Contact  | Certified   |
| EMV Contactless  | Certified   |
| <b>Debit</b>   |   |
| <b>Supported Options</b>   | <b>Recommended Minimum Version</b>  |
| Contact/Contactless EMV  | 3.1.207.430   |
| ANTX   | 1.20.4.130  |
| <b>Notes</b>   |   |
| <b>NOTE</b><br> | Cash Acceptors, Graphics, TDES, and Master Session are not supported.<br>Prior to upgrade to Wayne EMV software, please check the minimum version with Wayne. |


| Dresser/Wayne: iX — Blue Board   |  |
|--|--|
| <b>Supported Options</b>   | <b>Recommended Minimum Version</b>                           |
| Cash Acceptors   | 1.3.8.0  |
| Graphics   | 1.3.8.0  |
| Scanner  | 1.3.8.0  |
| <b>Debit</b>   |  |
| Non-Debit  | 1.3.8.0  |
| TDES   | 1.3.8.0  |
| <b>Notes</b>   |  |
| <b>NOTE</b><br> | DSM, Secure CAT, SDES, and Master Session are not supported. |


## Dresser/Wayne (continued)

| Dresser/Wayne: Ovation and Ovation 2 with qCAT                                    |  |
|---|--|
| Supported Options   | Recommended Minimum Version  |
| Graphics  | 206.00   |
| Scanner   | 206.00   |
| Debit   |  |
| Non-Debit   | 206.00   |
| TDES  | 206.00   |
| Notes   |  |
| <b>NOTE</b>   | Cash Acceptors, DSM, Secure CAT, TDES, and Master Session are not supported. |
|  |  |


| Dresser/Wayne: Vista3V  |  |
|---|--|
| Supported Options   | Recommended Minimum Version                                  |
| Cash Acceptors  | 103.00   |
| Graphics  | 103.00   |
| Scanner   | 103.00   |
| BCB   | 5.1  |
| Debit   |  |
| Non-Debit   | 103.00   |
| TDES  | 103.00   |
| Notes   |  |
| <b>NOTE</b>   | DSM, Secure CAT, TDES, and Master Session are not supported. |
|  |  |

### Dresser/Wayne (continued)

| Dresser/Wayne: Dual CAT   |  |
|---|--|
| Supported Options   | Recommended Minimum Version                                  |
| Cash Acceptors  | 103.00   |
| Graphics  | 103.00   |
| Scanner   | 103.00   |
| BCB   | 5.1  |
| Debit   |  |
| Non-Debit   | 103.00   |
| TDES  | 103.00   |
| Notes   |  |
| <b>NOTE</b>   | DSM, Secure CAT, TDES, and Master Session are not supported. |
|  |  |

| Dresser/Wayne: Legacy CAT   |  |
|---|--|
| Supported Options   | Recommended Minimum Version                      |
| Cash Acceptors  | 64.00  |
| Graphics  | 64.00  |
| Scanner   | 64.00  |
| Secure CAT  | 2.01   |
| Debit   |  |
| Non-Debit<br>(not enhanced)   | 58.00  |
| TDES  | 54.00  |
| Notes   |  |
| <b>NOTE</b>   | DSM, TDES, and Master Session are not supported. |
|  |  |

## Gilbarco

**NOTE**  See <https://www.vfne.co/verifone-petro-emv-updates> for Outdoor EMV Implementation Status updates.  
When connecting the Commander Ethernet cable to a DCR Serial Converter for Outdoor EMV, the wires routed from the converter to the DCR must be twisted pair.

### Gilbarco: FlexPay IV (M7)

#### EMV Certification

|                 |           |
|-----------------|-----------|
| EMV Contact     | Certified |
| EMV Contactless | Certified |


| Supported Options | Recommended Minimum UPM Bundle |
|-------------------|--------------------------------|
|-------------------|--------------------------------|


|                                |                 |
|--------------------------------|-----------------|
| EMV (PCI DSS 5.0)              | 52.12.45        |
| EMV (PCI DSS 4.0)              | 42.12.45        |
| Graphics                       | 42.05.11 - P609 |
| Applause (Graphics)            | 42.05.11 - P609 |
| Cash Acceptors                 | 42.05.11 - P609 |
| Scanner                        |                 |
| Contactless (RFID) with UX 400 | 42.05.11 - P609 |

### Debit

|           |                 |
|-----------|-----------------|
| Non-Debit | 42.05.11 - P609 |
| TDES      | 42.05.11 - P609 |


### Notes


**NOTE**  If the site has FlexPay IV v42.11.47 or v52.11.47 and debit transactions are receiving an "INVALID PIN" response from the host, Gilbarco has corrected this with the v42.11.53 and v52.11.53 software releases.  
Cash Acceptors are not supported with EMV.  
GSM, SDES, and Master Session are not supported.






## Gilbarco (continued)


| Gilbarco: FlexPay II (M5)  |  |
|--|--|
| <b>EMV Certification</b>   |  |
| EMV Contact  | Certified  |
| EMV Contactless  | Certified  |
| <b>Supported Options</b>   | <b>Recommended Minimum UPM Bundle</b>  |
| EMV  | 3.6.06   |
| Graphics   | 30.3.03  |
| Cash Acceptors   | 30.3.03  |
| Scanner  |  |
| <b>Debit</b>   |  |
| Non-Debit  | 30.3.03  |
| TDES   | 30.3.03  |
| <b>Notes</b>   |  |
| <b>NOTE</b><br> | Cash Acceptors are not supported with EMV.<br>Contactless (RFID), GSM, SDES, and Master Session are not supported. |

| Z80 Logic Board  |   |
|--|---|
| <b>Supported Options</b>   | <b>Recommended Minimum Version</b>  |
| <b>Debit</b>   |   |
| Non-Debit  | 50.2.4  |
| <b>Notes</b>   |   |
| <b>NOTE</b><br> | Cash Acceptors, GSM, Graphics, Scanner, Contactless (RFID), SDES, TDES, and Master Session are not supported. |


## Gilbarco (continued)


| Encrypting PIN Pad (EPP) with Advanced GSM   |  |
|--|--|
| Supported Options  | Recommended Minimum Version  |
| Advanced GSM   | See CRIND versions below.  |
| Graphics   |  |
| Scanner  |  |
| Contactless (RFID)   |  |
| Debit  |  |
| SDES (DUKPT)   | See CRIND versions below.  |
| TDES   |  |
| CRINDs   |  |
| Advantage  | 62.6.10  |
| Encore 300   | 62.6.10  |
| Encore 500   | 3.1.50   |
| Ecilpse  | 3.1.50   |
| Notes  |  |
| <p><b>NOTE</b></p>  | <p>An Advanced GSM is not required if EPP is injected with the correct debit key. However, it can be used until the EPPs are injected with the correct debit key.</p> <p>Master Session and Cash Acceptors are not supported.</p> <p>Please contact your Gilbarco servicer for the correct setup of the EPP and the mapping of the keypad.</p> |

## Gilbarco (Continued)

| Advantage CRIND (Z180 Logic Board)  |  |
|---|--|
| Supported Options   | Recommended Minimum Version  |
| Cash Acceptors  | 60.9.40  |
| GSM   |  |
| Graphics: Monochrome  | 609.40   |
| Graphics: InfoScreen  | 609.40   |
| Scanner   | 609.40   |
| Contactless (RFID)  | 609.40   |
| Debit   |  |
| Non-Debit   | 60.9.40  |
| TDES  | 60.9.40  |
| Notes   |  |
| <p><b>NOTE</b></p>  | <p>InfoScreen graphics are supported only in single-line mode.</p> <p>Version 60.7.30 is NOT supported for any mode.</p> <p>TDES and Master Session are not supported.</p> |

## Gilbarco (continued)

| Encore 300  |  |
|---|--|
| Supported Options   | Recommended Minimum Version  |
| Cash Acceptors  | 60.9.40  |
| GSM   |  |
| Graphics: Monochrome  | 609.40   |
| Graphics: InfoScreen  | 609.40   |
| Scanner   | 609.40   |
| Contactless (RFID)  | 609.40   |
| Debit   |  |
| Non-Debit   | 60.9.40  |
| TDES  | 60.9.40  |
| Notes   |  |
| <p><b>NOTE</b></p>  | <p>InfoScreen graphics are supported only in single-line mode.</p> <p>Version 60.7.30 is NOT supported for any mode.</p> <p>TDES and Master Session are not supported.</p> |

| Encore 500/Eclipse   |  |
|--|--|
| Supported Options  | Recommended Minimum Version                                |
| Cash Acceptors   |  |
| GSM  |  |
| Graphics: Monochrome   |  |
| Debit  |  |
| Non-Debit  |  |
| SDES (DUKPT)   |  |
| Notes  |  |
| <p><b>NOTE</b></p>  | <p>Contactless (RFID), TDES and M/S are not supported.</p> |

# Invenco

**NOTE**  See <https://www.vfne.co/verifone-petro-emv-updates> for Outdoor EMV Implementation Status updates.

## Invenco: FlexPay 6 All-In-One 5" A1-05 (AKA, G6-300)


### EMV Certification

|                 |           |
|-----------------|-----------|
| EMV Contact     | Certified |
| EMV Contactless | Certified |

### Supported Options

| Supported Options | Recommended Minimum Version |
|-------------------|-----------------------------|
| EMV Firmware      | 3.2.21                      |
| EMV Adapter       | 1.06.0159                   |

### Notes

**NOTE**  None.

## Invenco: FlexPay 6 Modular 15" M1-15 (AKA, G7-100)


### EMV Certification


|                 |           |
|-----------------|-----------|
| EMV Contact     | Certified |
| EMV Contactless | Certified |

### Supported Options


| Supported Options | Recommended Minimum Version |
|-------------------|-----------------------------|
| EMV Firmware      | 3.2.21                      |
| EMV Adapter       | 1.06.0159                   |

### Notes


**NOTE**  None.



## Tokheim

| Premier B  |  |
|--|--|
| Supported Options  | Recommended Minimum Version  |
| Cash Acceptors   | N/A  |
| TED  | v300 or v400   |
| Debit  |  |
| Non-debit<br>(4-line display)  | JP02.18.00   |
| SDES (DUKPT)   | MT0301.00  |
| Debit TED<br>(4-line display)<br>SDES (DUKPT)  | MTQD02.00  |
| Insight Graphics<br>Non-debit  | MTPQ06.03  |
| Insight Graphics<br>SDES (DUKPT)   | MTPQ06.03  |
| Notes  |  |
| <p><b>NOTE</b></p>  | <p>Scanner, TDES, Debit TED (4-line display) Master Session, Debit TDS Plus (4-line display) and Master Session are not supported.</p> |

## Tokheim (continued)

| Premier C  |  |
|--|--|
| Supported Options  | Recommended Minimum Version  |
| Cash Acceptors   | N/A  |
| TED  | v300 or v400   |
| Debit  |  |
| Non-debit<br>(4-line display)  | JP02.18.00   |
| Debit TED<br>(4-line display)<br>SDES (DUKPT)  | MTQD02.00  |
| Insight Graphics<br>Non-debit  | MTPQ06.03  |
| Insight Graphics<br>SDES (DUKPT)   | MTPQ06.03  |
| Notes  |  |
| <p><b>NOTE</b></p>  | <p>Scanner, TDES, Debit TED (4-line display) Master Session, Debit TDS Plus (4-line display) and Master Session are not supported.</p> |

## Verifone and Partner Options Supported

### Backup Power Supply (UPS)

|                         |                     |
|-------------------------|---------------------|
| UPS, Conditioned, 250VA | VFI P/N P040-07-050 |
|-------------------------|---------------------|

#### Notes

|             |  |
|-------------|--|
| <b>NOTE</b> | One per POS terminal and one for the Verifone Commander. |
|-------------|--|



### Car Wash

|  |                                  |
|--|----------------------------------|
| Ryko Code-A-Wash III                                 | Version 15554-009, Rev. E        |
| Ryko Code-A-Wash IV                                  | 19574-006 Rev. N                 |
| Unitec POS4000                                       | Firmware version 6.67            |
| Unitec Carwash Select II / Enterlink Super Interface | Version 2. Firmware version 5.43 |





### Car Wash Paypoint

|                                   |   |
|-----------------------------------|---|
| Unitec Portal Ti<br>(Touchscreen) | Core Version: 3.60<br>Sierra Version: 1.63<br>Version: 4.30 |
|-----------------------------------|---|






|  |  |
|--|--|
| <p>Unitec C-Start<br/>(Cashless)</p>  | <p>Core Version: 3.60<br/>Sierra Version: 1.63<br/>Version: 1.40</p> |
|--|--|

|  |  |
|--|--|
| <p>Unitec Sentinel<br/>(Dual Bill Dispenser)</p>  | <p>Core Version: 3.60<br/>Sierra Version: 1.63<br/>Version: 1.40</p> |
|--|--|

**Cash Drawer**

|                      |                     |
|----------------------|---------------------|
| Verifone Topaz/Ruby2 | VFI P/N P050-01-200 |
|----------------------|---------------------|


**Notes**

|  |  |
|--|--|
| <p><b>NOTE</b></p>  | <p>Must have adapter: VFI P/N 22839-01 Rev 3 or Rev C. Do NOT use adapters marked with Rev 1 or Rev A. These adapters can be damaged if plugged into a powered-up POS. In addition, the adapter MUST ONLY be plugged into one of the POS CASH DWR ports.</p> |
|--|--|

**Cash Recyclers**

|                           |                         |
|---------------------------|-------------------------|
| Glory                     | Models: CI-10 and CI-5  |
| Crane Payment Innovations | Model: Paypod™ Embedded |

**Notes**

|  |   |
|--|---|
| <p><b>NOTE</b></p>  | <p>Currently, for Crane Cash Recyclers, the Verifone Commander Charity option needs to be disabled in Configuration Client.</p> |
|--|---|

**Coin Dispenser**

|           |                     |
|-----------|---------------------|
| Transact2 | VFI P/N P040-08-023 |
|-----------|---------------------|

## Displays

|                  |                     |
|------------------|---------------------|
| Customer Display | VFI P/N P040-08-300 |
|------------------|---------------------|

## EASY ID™


Easy ID is supported for ALL states as long as the Mag Stripe/2D codes use the AAMVA standard format. Please contact your local Department of Motor Vehicles for details about your state.

## Electronic Fuel Price Signs

|  |   |
|--|---|
| <p>Supported with tested interface:</p> <ul style="list-style-type: none"> <li>• Able Applied Technologies: AAT Live Hub (AAT-LH-V1)</li> <li>• DakTronics: DM-100 PSC (0A-1196-0133)</li> <li>• FutureMedia Displays Inc.: PriceVision LED Model FMD9-GSX.</li> <li>• Guru Digital Media: Guru Price Sign.</li> <li>• WatchFire: Price Watcher Sign.</li> </ul> <p>Supported:</p> <ul style="list-style-type: none"> <li>• Everbrite</li> <li>• Skyline</li> <li>• NOVYC Electronics Inc.</li> <li>• PWM</li> </ul> | <p>The Price Sign Controller (<i>PSC</i>) and an RS-232 connector is supplied by the sign manufacturer.</p> |
|--|---|

## Notes

**NOTE** Contact the manufacturer for details.



## Laser Scanners (POS Ready)

Use the following URL to access a list of laser scanners that have been approved by Verifone. See <https://www.verifone.com>.

## Money Order

|  |   |
|--|---|
| MoneyGram:<br>Delta Network Terminal 780T Version 3.5                      | P/N 11-0021-001   |
|  | Printer model: 1600   |
|  | VFI cable: VFI P/N 55296-03   |
| Western Union Money Order Dispenser System:<br>Version 3.5                 | P/N FDX-400<br>(Version 7534 and above)   |
|  | Adapter: DB-9M to RJ-45 (VFI P/N 13641-01)<br>Requires an RS-232 cable (P/N 13836-XX) |
|  | Interface: FIP11 Interface Module<br>(P/N 010064-02)                                  |
| Western Union Money Order Dispenser System:<br>ICE6000 Terminal (Ethernet) | Requires an Ethernet cable.   |


|   |   |
|---|---|
| Western Union Money Order Dispenser System:<br>TAIO Terminal (Ethernet) | Requires an Ethernet cable.<br>Config. Version: 6114 and 6120 |
|---|---|

### PIN pads

|  |  |
|--|--|
| Verifone M400, P400, MX 915, MX 925 Multimedia | See the Sales Representative for part numbers. |
|--|--|

### Notes

**NOTE** For debit, PIN pads must be injected with the appropriate key for the application.




### Verifone Topaz XL, Ruby2 Printers (Point of Sale)

|  |
|--|
| Verifone Thermal <b>receipt only</b> printer (May be used to replace EPSON TM-T88)<br>VFI P/N P040-02-020<br>Paper Width: 79.5 mm ±.5 mm (3.15 ±.02")<br>EPSON P/N (Paper) NTP080-80 |
|--|

|   |
|---|
| EPSON TM-T88III Thermal <b>receipt only</b> printer<br>VFI P/N P040-02-008<br>Paper Width: 79.5 mm ±.5 mm (3.15 ±.02")<br>EPSON P/N (Paper) NTP080-80 |
|---|

### Notes

**NOTE** For EPSON TM-T88III Thermal installation information and DIP switch settings, refer to the "VASC Field Service Bulletin No. 0706.001".




### Secondary Network

Use the following URL to access a list of secondary networks that have been approved by Verifone.  
See <https://www.verifone.com>.

### Tank Level Sensor

|                        |  |
|------------------------|--|
| EBW: Auto/Stik         | Firmware version AMOCO4  |
|                        | Requires an RS-232 cable (P/N 13836-XX)                        |
|                        | Requires an adapter DB-9M, standard (black) (VFI P/N 13641-01) |
| Emco: EECO System 1500 | Firmware version 023E  |
|                        | Requires an RS-232 cable (VFI P/N 13836-XX)                    |
|                        | Requires an adapter DB-9F, null modem (red) (VFI P/N 13638)    |




|                        |   |
|------------------------|---|
| Emco: EECO System 2000 | Firmware version 004L   |
|                        | Requires an RS-232 cable (VFI P/N 13836-XX)                     |
|                        | Requires an adapter DB-9F, null modem (red) (VFI P/N 13638)     |
| Emco: EECO System 3000 | Firmware version 005I   |
|                        | Requires an RS-232 cable (VFI P/N 13836-XX)                     |
|                        | Requires an adapter DB-9F, null modem (red) (VFI P/N 13638)     |
| Veeder Root: TLS 250   | Requires an RS-232 cable (VFI P/N 13836-XX)                     |
|                        | Requires an adapter DB-25M, null modem (red) (VFI P/N 13581-01) |
| Veeder Root: TLS 350   | Requires an RS-232 cable (VFI P/N 13836-XX)                     |
|                        | Requires an adapter DB-25M, null modem (red) (VFI P/N 13581-01) |

## Additional Information

### Weights and Measures

Support for cash and credit pricing at the dispenser requires explicit cash and credit selections on the dispenser. This is in compliance with the *Weights and Measures Guidelines for Selectable Unit Price Capability*, section G-S.5.1.

|  |   |
|--|---|
| <p><b>NOTE</b></p>  | <p>This software supports a POP Discount feature, which allows a point-of-purchase discount on fuel based on the purchase meeting certain pre-defined transaction criteria. It is possible that the Weights and Measures department in your state may consider this POP Discount feature, when used in a post-pay scenario, to be in violation of state regulations.</p> <p><b>YOUR IMPLEMENTATION OF THE POP DISCOUNT FEATURE IS DONE AT YOUR OWN RISK. Verifone EXPRESSLY DISCLAIMS ANY LIABILITY FOR CLAIMS, FINES OR DAMAGES RESULTING FROM IMPLEMENTATION OF THE POP DISCOUNT FEATURE IN A LOCALE WHERE IT IS DEEMED A VIOLATION OF LOCAL OR STATE REGULATIONS. YOU SHOULD CONSULT YOUR LOCAL WEIGHTS AND MEASURES ENFORCEMENT GROUP BEFORE IMPLEMENTING THE POP DISCOUNT FEATURE.</b></p> |
|--|---|