

Verifone Commander

Release Notes



Versions and Information

Release (Base) Version	55.01.00
Release Date	April 10, 2024
Publication Date	January 21, 2025 (Updated)

Distribution Components

Release (Base)	055.01.00
OS	6.01.00
EPS	9.05.00
RCI	6.00.01
WEB	5.05.00

FEP	Suite Version	FEP Version	Network Version
Bypass	55.01.00	UMF 55.01.00	TTPID: RVE103
Chase	55.01.00	55.01.00	—
Chevron	55.01.00	08.55.01.00	—
HPS	55.01.00	55.01.00	—
NBS	55.01.00	55.01.00	—
Phillips 66	55.01.00	55.01.00	41
Shell	55.01.00	55.01.00	—
VAPS	55.01.00	55.01.00	02
Verifone EPS (LAC)	55.01.00	55.01.00	—
WorldPay	55.01.00	55.01.00	—

© 2024 Verifone, Inc. All rights reserved.

No part of this publication covered by the copyrights herein may be reproduced or copied in any form or by any means - graphic, electronic, or mechanical, including photocopying, taping, or information storage and retrieval systems - without written permission of the publisher.

The content of this document is subject to change without notice. The information contained herein does not represent a commitment on the part of Verifone. All features and specifications are subject to change without notice.

PIN Pad Software Versions


Minimum EVPAY (Engage) Certified Versions

For the EVPAY (Engage) Certified Versions for Verifone M400 and P400, click on [Current VRSD Production Software List](#).

Attendant Payment Terminal (APT) Version

This Verifone EPS (LAC) Commander software requires APT version 1.03.08.


Minimum EMV Certified Verifone ViperPAY Versions

NOTE  Make sure the minimum OS and any OS Updates are loaded before installing Verifone ViperPAY. See the Verifone ViperPAY release notes.


PIN pad	Version	XPI	Kernel	OS Version
Verifone MX 900 Series	4.07.11	5300w	Velocity L2 7.02	Minimum - 30140200
				Recommended - 30251000

Contents


- Versions and Information----- 2
- Distribution Components----- 2
- PIN Pad Software Versions ----- 3
 - Minimum EVPAY (Engage) Certified Versions ----- 3
 - Attendant Payment Terminal (APT) Version ----- 3
 - Minimum EMV Certified Verifone ViperPAY Versions ----- 3
- Contents ----- 4
- Important Information ----- 7
 - Verifone Expired Site Solution (ASM) and Onboarding Messages ----- 7
 - Base Release, Suite, and FEP Version Alignment ----- 7
 - OS Update ----- 7
 - Downgrading from Release (Base) 55 to a Lower Version ----- 7
 - Release 55.00.00 and POS Pairing ----- 7
 - Lab, Beta, or Production Software Status ----- 7
 - Verifone C18 Self Checkout Application ----- 8
 - Configuring the Verifone C18 when using a Legacy Scanner ----- 8
 - EMV Certified ----- 8
 - Verifone EPS (LAC) Outdoor EMV ----- 8
 - TLS Support ----- 9
 - Bypass Software Installation ----- 9
 - VAPS Software Installation ----- 9
 - Verifone Remote Software Delivery (VRSD) ----- 10
 - FEP Configuration Documentation ----- 10
- What’s New In Release Version: 55.01.00 ----- 11
 - New Features and Enhancements ----- 11
 - Verifone C18 Self Checkout ----- 11
 - Verifone Configuration Client ----- 11
 - Dispenser Card Readers ----- 12
 - EPS System ----- 12
 - Loyalty ----- 12
 - Mobile ----- 13
 - POS System ----- 13
 - Sales ----- 13
 - Resolutions ----- 13
 - Verifone C18 Self Checkout ----- 13
 - Dispenser Card Readers ----- 13
 - EPS System ----- 14
 - Incomm ----- 15
 - Loyalty ----- 15
 - Mobile ----- 15
 - POS System ----- 15
 - Proprietary Fleet ----- 16
 - Reports ----- 16
 - Sales ----- 16



- FEP Specific Changes ----- 17
 - HPS FEP ----- 17
 - Resolutions ----- 17
 - NBS FEP----- 18
 - Enhancement----- 18
 - Resolution----- 18
 - Rapid Connect FEP----- 19
 - Enhancements ----- 19
 - Resolutions ----- 19
 - Verifone EPS FEP----- 20
 - Enhancement----- 20
 - WorldPay FEP----- 21
 - Resolution----- 21
- What’s New In Release Version: 55.00.01 ----- 22
 - Resolutions ----- 22
 - Dispensers ----- 22
 - Dispenser Card Readers----- 22
 - EPS System ----- 22
 - POS System ----- 22
 - Mobile----- 22
- What’s New In Release Version: 55.00.00 ----- 23
 - Enhancements and New Features ----- 23
 - Release (Base), Suite, and FEP Version Alignment ----- 23
 - OS Update ----- 23
 - Verifone C18 Self Checkout ----- 23
 - Verifone Cloud ----- 23
 - Dispenser Card Readers----- 24
 - EPS System ----- 24
 - Loyalty ----- 24
 - Reports ----- 24
 - Resolutions ----- 24
 - Verifone C18 Self Checkout ----- 24
 - Dispensers ----- 24
 - Dispenser Card Readers----- 25
 - EPS System ----- 25
 - Loyalty ----- 25
 - POS System ----- 25
 - Sales ----- 26
- FEP Specific Changes ----- 27
 - Phillips 66 FEP ----- 27
 - Enhancement----- 27
 - Resolutions ----- 27
 - Rapid Connect FEP----- 28
 - Resolutions ----- 28
 - VAPS FEP ----- 29
 - Enhancement----- 29
 - Verifone EPS FEP----- 30
 - Resolution----- 30
 - WorldPay FEP----- 31



- Resolution ----- 31
- Installation Options ----- 32
 - Supported Verifone POS Terminals ----- 32
 - Installation Documentation ----- 32
- Dispenser Manufacturers Supported by Processor/Brand ----- 33
- MSD Contactless No Longer Supported by Release ----- 34
- Fuel Hardware Peripherals Supported ----- 35
 - Dispensers Supported ----- 35
 - Dispenser Interfaces ----- 37
 - Bennett ----- 37
 - Tokheim ----- 37
 - Dresser/Wayne ----- 37
 - Gilbarco ----- 37
- Dispenser Card Readers — Supported Options ----- 38
 - Bennett ----- 38
 - Dresser/Wayne ----- 40
 - Gilbarco ----- 46
 - Invenco ----- 51
 - Tokheim ----- 53
- Verifone and Partner Options Supported ----- 55
- Additional Information ----- 59
 - Weights and Measures ----- 59



Important Information

Verifone Expired Site Solution (ASM) and Onboarding Messages

Starting with Release 53.41.00, expired Site Solution (ASM) and C-Site Management Onboarding requirement messages and alarms will display on the POS. The messages briefly explain the appropriate actions that the site needs to take for the messages to stop.

Base Release, Suite, and FEP Version Alignment

Starting with Release 55.00.00, the Distribution Suite and FEP version have been updated to align and, in most cases, have the same version as the Base version.

OS Update

Starting with Release (Base) 55.00.00, the Verifone Commander and POS Workstations will now share one common OS with SELinux (Security-Enhanced Linux).

Downgrading from Release (Base) 55 to a Lower Version

If a site needs to downgrade their Verifone Commander or POS from Release (Base) 55.00.00, follow the procedures in the downgrade document located at:

- Premier Portal > Manage > Petro Downloads > Commander & RubyCi > Commander Tools, User References, and Other Documentation > Documentation
- Premier Portal > Manage > Petro Downloads > Commander & RubyCi > POS > C18, Ruby2, or Topaz Documentation areas.

Release 55.00.00 and POS Pairing

The POS Pairing process may take up to two additional minutes to complete while “Processing, please wait...” is displayed on the POS workstation screen. Do not reboot the POS while this message is displayed.

Lab, Beta, or Production Software Status


See the Lab, Beta, or Production software sections on the Premier Portal for the release status of each FEP’s software at Manage > Petro Downloads > Commander and RubyCi > Commander Software Suites, Release Notes and Documentation. These release notes contain all the information for all release statuses.

Verifone C18 Self Checkout Application

Auto Upgrade

The following is important information when setting up Verifone Self Checkout on the Verifone C18 POS for the first time. The following configuration is not needed after the next Auto Upgrade.

- If an Auto Upgrade was performed, the Verifone Self Checkout sub-menu will not display under the Configuration Client > Store Operations menu. To enable the Verifone Self Checkout submenu, assign the following roles at Configuration Client > Security > Manage Users > User Administration > Configure Roles.
 - uscocategorycfg - Update Verifone Self Checkout Category Configuration
 - uscoglobalcfg - Update Verifone Self Checkout Global Configuration
 - uscoregistercfg - Update Verifone Self Checkout Register Configuration



NOTE

The Verifone Self Checkout submenu displays if the Verifone Commander software was installed manually.

Configuring the Verifone C18 when using a Legacy Scanner

Sites that do not have a 2D scanner will need to disable swipe ahead in order to process Easy ID or a POP Membership card at the PIN pad. Do the following two steps consecutively:

- On the Verifone C18 POS, disable Swipe Ahead at Maintenance > Device Configuration > PINPAD configuration > EPS PINPAD with Driver License and POP Membership.
- On the Verifone MX 900 Series PIN pad, edit the Config.Usr1 Swipe Ahead value found in System Mode at Home > Administration > Config by entering the Config.Usr1 file. Under the [PERM] section, there will be a Swipe Ahead parameter with a '0' or a '1' value. The value should be set to '0' to disable it. After the change, reboot the PIN pad.


EMV Certified

This software version supports Contact and Contactless Indoor. See the Dispenser Card Reader section towards the back of these release notes for EMV Contact and Contactless certifications for each dispenser manufacturer.

Verifone EPS (LAC) Outdoor EMV

Outdoor EMV is only for Trinidad and Tobago locations.

TLS Support



The steps below are only required for a manual software installation. The Auto Upgrade automatically sets the TLS settings.

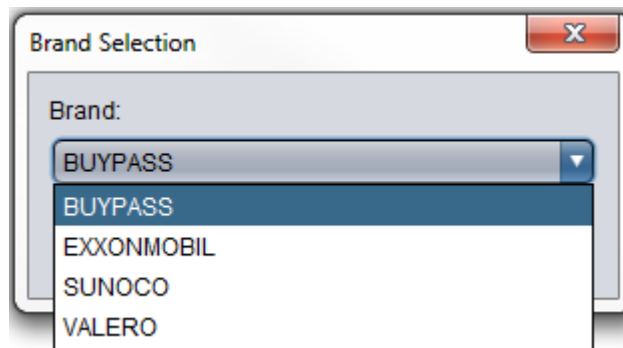
To set up TLS and if this is a manual software installation, follow these steps:

1. On the Verifone MX PINpad, the Port needs to be set to '5000' at Configuration > Network Settings.
2. On the Verifone Commander, the POP has to be configured to "Connect with SSL" and Secure Port '5000' at Configuration Client > Payment Controller > EPS Global Configuration > POP.

See the latest Verifone ViperPAY User Guide and Commander documentation for more details on accessing these areas.

Buypass Software Installation

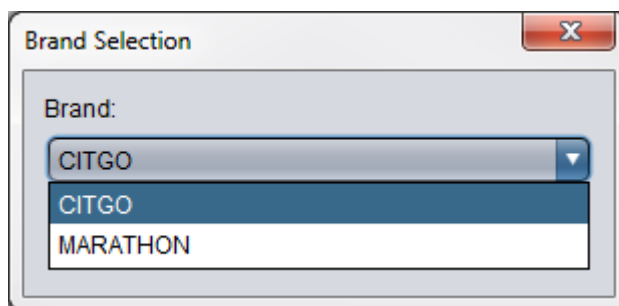
During the software installation, the system prompts for Brand Selection. Choose from the drop-down menu and then click OK.



After installation, see the Help menu and the About to check the Brand selection.

VAPS Software Installation

During the software installation, the system prompts for Brand Selection. Choose from the drop-down menu and then click OK.



After installation, see the Help menu and the About to check the Brand selection.

Verifone Remote Software Delivery (VRSD)

The Verifone Commander supports the Verifone Remote Software Download (VRSD) to allow automated software updates from the Verifone servers. See the Verifone Remote Software Delivery Implementation Guide for more information.

FEP Configuration Documentation

See the Verifone Commander Network Configuration Guide.

What's New In Release Version: 55.01.00

NEW FEATURES AND ENHANCEMENTS

Verifone C18 Self Checkout

Delayed ID Check

Delayed ID Check is now supported on Verifone C18 Self Checkout. An identification card can now be scanned by an employee at any time during a transaction prior to checkout when an item requires age verification. After scanning or entering the item, a prompt displays “This item requires Age verification. The cashier will assist you shortly. Meanwhile, you can continue adding other items.”

Verifone Configuration Client

Menu Configuration

1. The Configuration Client Menu form has been enhanced to make creating menus easier. Users can now see all the menu names in the left column, duplicate existing menus, move PLU and menu position using click and drag functionality, and add multiple PLUs using the PLU search functionality.
2. The maximum number of menus increased from 500 to 1000 in Verifone Configuration Client.
3. A note field has been added to the Verifone Configuration Client > Menu Configuration so that the user can add details or a description for the menu. This feature is only displayed within Configuration Client and not on the POS or Verifone Self Checkout.

Login Security

1. Improved handling of failed attempts for Commander Configuration Client Login.
2. The Challenge Questions at login can no longer be skipped in Verifone Configuration Client. The questions must be set up before proceeding.

Dispenser Card Readers

Logo

An option to allow logo selection has been added to the DCR Configuration in Verifone Configuration Client.

Loyalty

A customer can now use their hybrid loyalty discount even when using one of the force payment options on the DCR.

Secure Prompts

1. The following three secure prompts were added to Gilbarco and Wayne DCRs:
 - Enter Addl Fleet Data
 - Enter Maintenance ID
 - Enter Trailer Hours
2. The following two secure prompts were added for Gilbarco DCRs:
 - Enter Employee Number
 - Enter Work Order Number

EPS System

Force PIN Entry for Cashback

The Force PIN Entry for Cashback default is now set to Enabled (checked) and is not allowed to be Disabled (unchecked). The parameter is located at Verifone Configuration Client Payment Controller > EPS Configuration > Payment Controller > EPS Configuration > EPS Global Configuration > EPS tab > Cashback section.

Loyalty

Enablement

1. The “Loyalty Enabled” option in POS Configuration is now read-only. It will accurately display the status indicating whether a loyalty FEP is active based on an automated data exchange with the EPS. Users are restricted from making changes to this field through Verifone Configuration Client or Back Office.
2. The “Enable Card Type for Loyalty” option in Loyalty Card Configuration will now appear grayed out. Loyalty Hybrid card functionality, if desired, may be enabled manually using the “Loyalty Card Configuration” tab or downloading a Card Table from a VIPER table partner. Users are restricted from making changes to this field through Verifone Configuration Client or Back Office.

Mobile

NACS Product Code and Fuel Grade ID

The NACS Product Code will now be sent in the mobile message instead of the Fuel Grade ID.

POS System

Hard Disk Drive

Verifone Commander hard disk drive notifications will now be reported on the POS alarm line and to the transaction journal.

POS Screen Settings

Verifone Commander system screensaver and brightness settings will now be backed up and restored after an auto upgrade.


Site Assets Data

PIN pad and Site ID details have been added to the Site Assets Data.

Sales

Age Restriction Items

Additionally, Self Checkout and POS now support the ability to sell multiple types of age restricted items in the same transaction. If additional ID details are required, the system will prompt for them.

**NOTE**

With these changes, the Rule Manager action “Apply ID Check” is no longer supported.

RESOLUTIONS

Verifone C18 Self Checkout

Images

When images were uploaded and then assigned to either menus or PLUs, they were stretched and not keeping the aspect ratio that was used in the original file on Verifone Self Checkout. This was corrected.

Dispenser Card Readers

1. When the DCR unexpectedly lost the arming while in BUSYON, this caused it to transition into IDLEON causing a lockup. DCR initialization did not correct the problem. The Verifone

Commander had to be rebooted. This was corrected and if the DCR unexpectedly loses the arming while in BUSYON, it will now transition into STOP rather than IDLEON.

2. Mastercard contactless transactions were declining on Gilbarco CRINDs. This was corrected.
3. When an invalid value was entered for a card with dynamic prompting at the DCR, it was prompting more than three times. This was corrected and the flow will terminate after three attempts.
4. When the DCR parameter “Approve All Sales” was enabled, the pump authorization for the second and any additional fuel products selected were not correctly using the original fuel product detail created. It was creating a new fuel product detail and not retaining the expected individual fuel grade limits provided from the host. This was corrected.

EPS System

1. When a chip card was inserted incorrectly three times and then prompted to swipe multiple times, the runway lights were off and the cashier was prompted to manually enter the account information. This was corrected and after three bad attempts to read the card, the PIN pad displays waiting for cashier and then the cashier enters the card data.
2. Indoor transaction with a CDCVM still prompted for ZIP Code. This was corrected.
3. PIN pad was getting stuck at the “Reward Customer Yes/No” prompt when the Cancel soft or hard key was used. The “Waiting for Cashier” message was not displayed. If the MOP key on the POS was pressed, the transaction continued. This was corrected.
4. Mobile Service was logging in as POS version 1.00.00 and it was overwriting the correct version in the network batch. This was corrected.
5. For VISA Fleet transactions, Addl Fleet data 1 and Addl Fleet data 2 prompts were displayed as Addl Fleet data twice. This was corrected and now they are displayed as Addl Fleet data 1 and Addl Fleet data 2 so that user can distinguish between the prompts.
6. Fuelman EMV C4 Card was not prompting for ID Number and Job Number. Odometer and Driver ID were prompted and the transaction was approved. This was corrected.
7. There were extra buffers created when a batch close was performed. This had the potential to occasionally cause an out of memory issue that resulted in transactions failing when trying to run transactions on the POS. Rebooting the Verifone Commander temporarily fixed the issue. This was corrected and the extra buffers will no longer be created during a batch close.
8. EMV Debit cards were declining on the first insert, but approving on the second insert for the following transaction types:
 - Swipe Ahead disabled
 - No Loyalty in transaction
 - Cashier pressed “Total and then pressed the “Cards” MOP key
 - Customer inserted card and then selected cashbackThis was corrected.
9. The “Split Tender Not Allowed” message displayed on the PIN pad for all transactions. This was corrected.

10. Network body was not printed in the receipt for fallback preauthorization transactions. This was corrected.

Incomm

A blank line was displaying in the middle of Incomm MSR receipts. This blank line was removed.

Loyalty

1. When there was a loyalty line item discount for the entire fueled amount, it was presented as a canceled preauthorization and caused loyalty not to finalize the rewards. This was corrected.
2. After upgrading to Release (Base) 54.02.00, loyalty could only be entered with Alternate ID. When a card was swiped or scanned, the “Invalid Card” message displayed. This was corrected.
3. Loyalty Reports were not displaying transactions if the loyalty program name contained an apostrophe. This was corrected and now the reports can handle apostrophes and double quotes in the loyalty program name.

Mobile

1. Mobile Payment at the DCR was not working when Full Service Attendant and Require Attendant Card were both enabled. This was corrected.
2. When trying to pull the mobile reports, the POS was displaying the “Mobile Service Unavailable” message. This was corrected.
3. Mobile Transactions were not displaying on the Terminal Batch Loyalty Detail Report. This was corrected.

POS System

1. In the 55.00.00 release, the PLU values for import/export were changed to allow only true or false values. When a back office partner sent PLU data to the Verifone Commander with configuration values set to yes or no instead of true or false, it would cause the import to fail. This was corrected and now the system can handle the back office PLU parameter values set to yes or no along with the existing true or false values.
2. It was possible for the Verifone Commander to get stuck at “A2” on the 7-segment status display following an attempted Auto Upgrade to B53.41.02. This was corrected for future upgrades.
3. When trying to open the Verifone Configuration Client on the POS, it was possible for the POS terminal to intermittently get stuck on the “Loading Application” screen and had to be manually rebooted. This was occurring on the Topaz, Ruby2, and C18. This was corrected.
4. Occasionally, the Auto Upgrade failed at “Comm Check Stage-1”. This was corrected and now the Auto Upgrade is successful.
5. No alarm sounds were sent to the POS for functions such as the audible help message or dispensers calling in. This was corrected.

6. When a single letter was given to a credit card for an abbreviation in the Verifone Cloud, the Verifone Commander was displaying an error. This was corrected.
7. Back Office software was unable to process reports due to a date format change. This was corrected by reverting back to the original date format.

Proprietary Fleet

For Verifone Commander E installations, when the proprietary fleet host was not providing product codes in the response message, the Verifone Commander E was removing all product codes obtained from the Card Preauthorization request's sales Item lines. This caused the third-party POS not to approve the proprietary fleet card transaction. This was corrected and now when proprietary fleet host does not return products codes in the response message, the Verifone Commander E will retain the existing sales item product codes from Card Preauthorization request.

Reports

Cashier number was not printed in the PLU Exception Report. This was corrected.

Sales

1. For an Age Verification transaction, when an item with "Bypass ID Check" was added first and then an item with "Force Scan/Swipe Only" was added second, the POS displayed "Purchase not allowed" for the second item. This was corrected.
2. On the POS, if the numeric keypad was displayed and an age restricted item was attempted to be sold requiring an ID to be scanned, the cashier could press OK on the numeric keypad and it would prompt for manual entry of the DOB. The POS should have displayed a message that item could not be sold. This was corrected.
3. The PIN pad was displaying the "POP DIAG Err" message followed eventually by a POS register lockup when performing transactions. The PIN pad had to be rebooted to clear the message. This was corrected.

FEP Specific Changes

HPS FEP

Resolutions

The following JCB/UP Certification issues were corrected:

- The Data Element (DE) 22.8 value was incorrect for PIN bypass transactions.
- The Data Element (DE) 22.10 value was incorrect for contactless transactions.
- The Data Element (DE) 48.14 value was incorrect for Debit transactions.

NBS FEP

Enhancement

Fuelman

EMV Fuelman cards are now supported for the NBS distribution.

Resolution

When the Verifone Commander received a “Denied 01” action code from the host, it was not capturing the optional host message and displaying at the DCR. This was corrected and now the optional message is displayed.

Rapid Connect FEP

Enhancements

Marathon Brand

1. The Marathon brand has been added as an install option in the Buypass distribution using Fiserv DCT.
2. For the Marathon Configuration in the Buypass Distribution, the Automatic End Of Day (AEOD) parameter will be editable, but disabled by default.

TAVE

1. A new feature has been implemented for TAVE to allow different brand information in a mixed indoor and outdoor terminal environment. Also, the user can define specific communication settings for outdoor terminals, including TAVE message types and relevant configurations.
2. Inside and outside TAVE brand default values can now be configured under Verifone Configuration Client > Payment Controller > EPS Configuration > Buypass Configuration.

Valero

The following configuration defaults have been updated for the Valero Buypass Distribution located at Verifone Configuration Client Payment Controller > EPS Configuration > Buypass Configuration > Admin Messages:

- Send Fuel Sale XML to Enabled (checked) and is not allowed to be Disabled (unchecked)
- Send Site Asset As XML to Enabled (checked) and is not allowed to be Disabled (unchecked)
- Send Site Asset As CSV to Disabled (unchecked) and is not allowed to be Enabled (checked)

Resolutions

1. If a dispenser is configured to be unattended, the setting was not sent with the preauthorization, but the “attended” setting was sent. This was corrected.
2. When a new BIN file that excluded 8-digit BINs was received and loaded for a TAVED Gilbarco M5, Debit Network Alliance cards were failing with a Try Again PIN error message. This was corrected.
3. The site was unable to do refunds when a gift card was used for payment in a transaction. The “Invalid TOR” message was displayed. This was corrected.
4. Sites were experiencing reversals after successful completion of transactions, and then a decline after the reversal. This was corrected.
5. TCH Fleet cards were displaying as declined on the PIN pad. This was corrected.

Verifone EPS FEP

Enhancement

Country Install Options

New install options have been added to the Verifone Commander software for the Aruba, Suriname, Anguilla, and Guyana countries.

WorldPay FEP

Resolution

The user was unable to open the Incomm Reports at EPS Network Reports > EPS Secure Reports. A failure message was displayed. This was corrected.

What's New In Release Version: 55.00.01

RESOLUTIONS

Dispensers

When “Approve All Sales” was enabled, it was incorrectly copying the individual limits from the current fuel product detail. When transitioning from the first fuel grade dispensed to the additional fuel grade(s) to dispense, the second and additional grade limits were not being used during this process. When Approve All Sales was not enabled, there was not an issue observed with the individual fuel grade limits being used. This was corrected and now the second and additional grade limits will be used if present in the transaction.

Dispenser Card Readers

Mastercard contactless transactions were declining on Gilbarco CRINDs. This was corrected.

EPS System

EMV Debit cards were declining on the first insert, but approving on the second insert for the following transaction types:

- Swipe Ahead disabled
- No Loyalty in transaction
- Cashier pressed “Total” and then pressed the “Cards” MOP key
- Customer inserted card and then selected cashback

This was corrected.

POS System

1. No alarm sounds were being sent to the POS for functions such as the audible help message or dispensers calling in. This was corrected.
2. When trying to open the Verifone Configuration Client on the POS, it was possible for the POS terminal to intermittently get stuck on the “Loading Application” screen and had to be manually rebooted. This was occurring on the Topaz, Ruby2, and C18. This was corrected.
3. It was possible for the Verifone Commander to get stuck at “A2” on the 7-segment status display following an attempted Auto Upgrade to B53.41.02. This was corrected.

Mobile

Mobile Transactions were not displaying on the Terminal Batch Loyalty Detail Report. This was corrected.

What's New In Release Version: 55.00.00

ENHANCEMENTS AND NEW FEATURES

Release (Base), Suite, and FEP Version Alignment

Starting with Release (Base) 55.00.00, the Distribution Suite and FEP version have been updated to align and, in most cases, have the same version as the Base version.

OS Update

Starting with Release (Base) 55.00.00, the Verifone Commander and POS Workstations will now share one common OS with SELinux (Security-Enhanced Linux).

Verifone C18 Self Checkout

Cash Recyclers

Alarm line notifications were added for when a cash recycler is low or out of cash. It also will display an alarm line when it is offline from the C18 Self Checkout.

Inactivity Timer

When using Verifone Configuration Client on Verifone C18 Self Checkout, the inactivity timer was increased to five minutes.

Verifone Cloud

C-Site Management

1. PLU Configuration can now be sent from C-Site Management.
2. Sales Configuration can now be sent from C-Site Management.
3. A manager of merchant loyalty programs will now be able to give up admin rights to a particular loyalty program so that another type (Major oil vs Merchant) can manage the program. This feature is intended primarily as a “self-management” process to allow administrators to work out ownership rights for loyalty programs.
4. When a site that has been onboarded to the Cloud is deleted using the Verifone Cloud Admin Portal, the loyalty programs that are associated with that site will be removed.
5. Loyalty operations performed by Petro Site Administrators or Major Oil Administrators using C-Site configuration tools will be reflected at the applicable sites and can be viewed by a Verifone Configuration Client user.
6. The ability to configure fuel prices from C-Site Management has been added.

Dispenser Card Readers

Color Logo

1. Color logos are now supported on Gilbarco M7. In order to display the color logo, the “Verifone” option ‘1’ needs to be selected on the Gilbarco M7 located at SYSTEM MENU > APP CONFIGURATION > CRINDBIOS > DISPLAY > PERSONALITY after software installation for each CRIND. This feature is not supported on the Gilbarco M5.
2. Color logos are now supported on Wayne DCR types.
3. Gilbarco DCR Logo sizes were increased across the various sized screens.

EPS System

EMV Cards

Chip based approvals are no longer supported for EMV cards.

Loyalty

Soft Keys

The following soft key verbiage has been updated for loyalty transactions:

- The indoor soft key has been changed from “I am Done” to “Continue.”
- The outdoor soft key has been changed from “Done” to “Continue.”

Reports

Loyalty Reports

The “Loyalty Report” name has been changed to “Loyalty Discount Report.”

RESOLUTIONS

Verifone C18 Self Checkout

User was unable to access the Glory cash recycler browser through the POS. The error message “Your Internet access is blocked” displayed. This was corrected.

Dispensers

When two fuel sales were on different fuel positions in the same postpay transaction, the Fuel Position ID was displaying the same for both items. This was corrected.

Dispenser Card Readers

1. When performing an outside prepaid transaction with loyalty at the DCR, Charity was prompted even if payment failed. This was corrected.
2. Technical Fallback was not being reported for Outdoor EMV transactions. This was corrected.
3. When a customer inserted an EMV card and pressed a soft key at the same time on Wayne Anthem DCR, it caused a network reject. This was corrected and now the transaction will be rejected by the Verifone Commander.
4. "Enter Data" was prompted instead of "Enter PIN" for contactless PIN transactions when PIN bypass was enabled for the card on Wayne DCRs. This was corrected.

EPS System

1. Contactless EMV transactions with loyalty were sent with entry mode of swipe. This was corrected.
2. Receipts were not printing for EBT Manual Entry transactions. This was corrected.
3. When using Debit for Merchandise, the transaction failed after entering the Cashback amount, but if the cashier pressed Total and the customer went back through the Cashback prompt, the transaction completed successfully. This was corrected and now the transaction completes the first time.

Loyalty

1. Mobile Transaction details were not displaying in the POS Loyalty PPU Transaction Detail Report and Terminal Batch Loyalty Detail Report. This was corrected.
2. When receiving multiple loyalty requests in a 15 second window, the system would lock up for about 15 minutes. This was corrected.

POS System

1. Sites were seeing intermittent slowness issues when making selections on the Topaz 410 units. When a button was pressed, it took several seconds before the selection displayed. This was corrected.
2. The user was unable to perform a fuel sale or period close after the completion of an auto upgrade until the Verifone Commander was rebooted. "Site Pause" was in the enabled mode and displayed on the POS. This was corrected and now the user will be able to perform period close and a fuel sale. Fuel Site Pause will be disabled after the auto upgrade.
3. The POS Pairing process may take up to two additional minutes to complete while "Processing, please wait..." is displayed on the POS workstation screen. Do not reboot the POS while this message is displayed.

Sales

1. Alphanumeric Keypad was not present when In-House account was selected. This was corrected the now the keypad will display.
2. If the Verifone Commander EF rebooted while fueling was in progress, the sale came due inside and then displayed as being stuck on Third Party POS. This was corrected and now the POS will not get the due sale in this scenario.

FEP Specific Changes

Phillips 66 FEP

Enhancement

China Union Pay (CUP) and Japan Credit Bureau (JCB) cards

China Union Pay (CUP) and Japan Credit Bureau (JCB) card support is enabled by the Heartland Payment Systems EPDL.

Resolutions

1. When zero dollar approval was returned from the host, the sale was not declined. The customer was prompted to use the zero balance. This was corrected and the customer will not be prompted to use the zero dollar value.
2. The contents of the indoor receipts were not correctly aligned. This was corrected and now they are aligned.

Rapid Connect FEP

Resolutions

1. There were formatting line issues in the EPS Network Report > Host Discount Table. This was corrected.
2. Food Stamps displaying as EF-(Info) with negative amounts on the EPS Network Report. This was corrected.
3. When a new BIN file that excluded 8-digit BINs was received and loaded for a TAVED Gilbarco M5, Debit Network Alliance cards were failing with a Try Again PIN error message. This was corrected.
4. Site was unable to close with network during a Day Close Report due to local totals not being logged. This caused negative counts. This was corrected and now the local totals are logged and the counts are no longer negative.

VAPS FEP

Enhancement

China Union Pay (CUP) and Japan Credit Bureau (JCB) cards

China Union Pay (CUP) and Japan Credit Bureau (JCB) card support is enabled by the Heartland Payment Systems EPDL.

Verifone EPS FEP

Resolution

Transaction numbers were exceeding 6-digits and were not settling after Store and Forward. This was corrected.

WorldPay FEP

Resolution

The user was unable to open the Incomm Reports at EPS Network Reports > EPS Secure Reports. A failure message was displayed. This was corrected.

Installation Options

Supported Verifone POS Terminals

- Verifone C18
- Verifone Ruby2
- Verifone Topaz XL (410)

Installation Documentation

See the following documents when installing the Verifone Commander or RubyCi.

Verifone Commander

- Verifone Commander Implementation Guide
- Verifone Commander Hardware Installation Guide

Verifone RubyCi

- Verifone RubyCi Hardware Installation Guide
- Verifone RubyCi Implementation Guide

Verifone Commander or RubyCi

- Verifone Commander Software Installation Guide
- Verifone Commander Network Configuration Guide

Customer Provided Documentation

When installing or configuring the Verifone Commander and POS systems, see the customer provided documentation on the Premier Portal at [Manage > Petro Downloads > Commander & RubyCi > Commander Software Suites, Release Notes and Documentation > Customer Documentation](#) areas.

Dispenser Manufacturers Supported by Processor/Brand

These are the dispenser manufacturers supported by Processor or Brand.

Processor/Brand	Bennett	Gilbarco	Invenco	Tokheim	Wayne
BP	Yes	Yes	Yes	Yes	Yes
Bypass	Yes	Yes	Yes	Yes	Yes
Chase	No	Yes	No	Yes	Yes
Chevron	No	Yes	No	Yes	Yes
CITGO	Yes	Yes	Yes	Yes	Yes
ExxonMobil	Yes	Yes	Yes	Yes	Yes
Gulf	Yes	Yes	Yes	Yes	Yes
HPS	Yes	Yes	Yes	Yes	Yes
Marathon	Yes	Yes	Yes	Yes	Yes
NBS	No	Yes	Yes	Yes	Yes
Phillips 66	Yes	Yes	Yes	Yes	Yes
Shell	No	Yes	Yes	Yes	Yes
Sunoco	Yes	Yes	Yes	Yes	Yes
Valero	Yes	Yes	Yes	Yes	Yes
Verifone EPS (LAC)	Yes	Yes	Yes	Yes	Yes
WorldPay	Yes	Yes	Yes	Yes	Yes

MSD Contactless No Longer Supported by Release

These are the distributions that no longer support MSD Contactless at a specific release level and higher.

Distribution	MSD Contactless Not Supported
Byypass	53.41.00 and Higher
Chase	54.00.00 and Higher
Chevron	54.00.00 and Higher
HPS	53.41.00 and Higher
NBS	54.00.00 and Higher
Phillips 66	53.41.00 and Higher
Shell	53.41.00 and Higher
VAPS	53.41.00 and Higher
Verifone EPS (LAC)	53.41.00 and Higher
WorldPay	53.41.00 and Higher


Fuel Hardware Peripherals Supported

Verifone advises using the “Minimum Recommended Version” as shown in these sections. Also, check with the dispenser’s manufacturer if there is a newer recommended version.

Dispensers Supported

Gilbarco Dispensers		
Dispenser	Description	Version
Encore 700	Pump Control Node	2.9.42
Encore 500	Pump Control Node	1.8.30
Encore 300	Digital Valve	20.1.10
Encore 300	Digital Valve with Enhanced Security	20.2.24
Encore 300	Proportional Valve	10.1.10
Encore 300	Proportional Valve with Enhanced Security	10.2.23
MPD	Legacy	70.9.92
MPD	Modular Advantage	70.9.92
MPD-3	LCDs	54.3.10
MPD-3	SIDs	53.7
Selectable Blender	Modular Advantage	75.6.10

Notes


NOTE  Gilbarco Pre-modular dispensers must be on a separate board and as such are not supported with Verifone RubyCi, as there is only one connection out for fuel.

Dispensers Supported (Continued)

Wayne Dispensers		
Dispenser	Description	Version
Ovation	iGem	85
iX	iGem	85
Vista 3V	iGem	49
Vista 2V	Dispenser	14
Vista 1V (See first note below)	Dispenser	49
Vista	Dispenser	See second note below
SC-82	Dispenser	See second note below

Notes


NOTE



For Model V490D1/U (Vista 1V), the version must be 47.

The dispenser must be programmed as one of the following types: Type 1, 2, 30 or 40. Verifone Commander will not support the dispenser programmed as any other type, including Types 3 through 29.

Dispenser Interfaces

NOTE  The Verifone Commander Forecourt Interface Box communicates directly with Wayne, Tokheim, and Gilbarco dispensers.

Dispenser/Interface	Supported: Yes/No	Recommended Version	Notation
Bennett			
DOSPIB	No		
515	Yes	v6.20	
			Supports PPU Discounting with Bennett 515 interface box, firmware v.507
			Supports PPU Discounting with Bennett 515 interface box, firmware v.507
Yes	v6.27		Supports Bennett SPM with Bennett 515 interface box with version v.6.20 Supports PPU Discounting
Tokheim			
DHC	Yes	v6.17	Supports PPU Discounting
VXDHC	Yes	v4200.03.09	Supports PPU Discounting
Dresser/Wayne			
CPU	No		Uses the Verifone Commander Forecourt Interface
PIB	No		
Fusion	No		
HyperPIB	No		
Arbitration Board	No		
Gilbarco			
Legacy PAM 1000	No		Uses the Verifone Commander Forecourt Interface
PAM 1000	No		
PAM 5000	No		
SMART Connect	No		

Dispenser Card Readers — Supported Options


Verifone advises using the “Recommended Version” shown below.

Bennett

NOTE  See <https://www.vfne.co/verifone-petro-emv-updates> for Outdoor EMV Implementation Status updates.


Bennett: SSP (Simply Secure Payment)	
EMV Certification	
EMV Contact	Certified
EMV Contactless	Certified
Supported Options	Recommended Minimum Version
EMV	XXXXXX.10.10.07

Notes


NOTE  The "XXXXXX" number is based on hardware revision.
 Upgrade to EMV version XXXXXX.10.10.09, if the site is experiencing “Remove Card” message remaining on the display after the card has been removed until timeout.

Bennett: DCA	
Supported Options	Recommended Minimum Version
Non-debit	N/A
Debit	
Non-debit	N/A


Notes

NOTE  Cash Acceptors, Debit, Graphics, SDES, TDES, and Master Session are not supported.

Bennett (continued)

Bennett: DCT (Verifone Everest Card Reader)	
Supported Options	Recommended Minimum Version
Debit	
Non-debit	1.02.02
SDES (DUKPT)	1.02.02
Notes	
NOTE 	Cash Acceptors, Graphics, TDES, and Master Session are not supported.

Dresser/Wayne

NOTE  See <https://www.vfne.co/verifone-petro-emv-updates> for Outdoor EMV Implementation Status updates.
When connecting the Commander Ethernet cable to a DCR Serial Converter for Outdoor EMV, the wires routed from the converter to the DCR must be twisted pair.

Dresser/Wayne: iX Pay 2, 3.1 Series

EMV Certification

EMV Contact				Certified
EMV Contactless				Certified
EMV Status	Firmware	Contactless Reader	Contactless Reader Firmware	Contactless Build Revision
NFC Mode > Contactless	3.1.203.1260	C150S	26100A02	21031801
NFC Mode > Contactless Disabled	3.1.203.1260	C150S	26100A02	21031801


Supported Options

Supported Options	Recommended Minimum Version
Cash Acceptors	N/A
Graphics	3.1.203.1260
Scanner	2D Zebra DS45


Debit

Non-Debit	3.1.203.1260
TDES	3.1.203.1260


Notes


NOTE  Jade board is recommended for outdoor EMV. Red board can be used if non-media site.
Cash Acceptors are not supported with EMV.
Prior to upgrade to Wayne EMV software, please check the minimum version with Wayne.
DSM, Secure CAT, SDES, and Master Session are not supported.

Dresser/Wayne (continued)


Dresser/Wayne: iX Pay 1, 2.8 Series				
EMV Certification				
EMV Contact				Certified
EMV Contactless				Certified
EMV Status	Firmware	Contactless Reader	Contactless Reader Firmware	Contactless Build Revision
NFC Mode > Contactless	2.8.203.9	C150	2610EA02	21032201
	2.8.203.9	C150S_NP	2610FA02	21031901
NFC Mode > Contactless Disabled	2.8.105.109	C150	2610EA02	18050901
	2.8.105.109	C150S_NP	2610FA02	19020101
Supported Options			Recommended Minimum Version	
Cash Acceptors			2.5.15.0	
Graphics			2.5.15.0	
Scanner			2.5.15.0	
Debit				
Non-Debit			2.5.15.0	
TDES			2.5.15.0	
Notes				
	NOTE Jade board is recommended for outdoor EMV. Red board can be used if non-media site.			
	Cash Acceptors are not supported with EMV.			
	Prior to upgrade to Wayne EMV software, please check the minimum version with Wayne.			
	DSM, Secure CAT, SDES, and Master Session are not supported.			


Dresser/Wayne (continued)

Dresser/Wayne: Anthem	
EMV Certification	
EMV Contact	Certified
EMV Contactless	Certified
Debit	
Supported Options	Recommended Minimum Version
Contact/Contactless EMV	3.1.207.430
ANTX	1.20.4.130
Notes	
NOTE	Cash Acceptors, Graphics, TDES, and Master Session are not supported.
	Prior to upgrade to Wayne EMV software, please check the minimum version with Wayne.


Dresser/Wayne: Anthem (AX12, AX27)	
EMV Certification	
EMV Contact	Certified
EMV Contactless	Certified
Debit	
Supported Options	Recommended Minimum Version
Contact/Contactless EMV	3.1.207.430
ANTX	1.20.4.130
Notes	
NOTE	Cash Acceptors, Graphics, TDES, and Master Session are not supported.
	Prior to upgrade to Wayne EMV software, please check the minimum version with Wayne.


Dresser/Wayne (continued)

Dresser/Wayne: iX — Blue Board	
Supported Options	Recommended Minimum Version
Cash Acceptors	1.3.8.0
Graphics	1.3.8.0
Scanner	1.3.8.0
Debit	
Non-Debit	1.3.8.0
TDES	1.3.8.0
Notes	
NOTE 	DSM, Secure CAT, SDES, and Master Session are not supported.


Dresser/Wayne: Ovation and Ovation 2 with qCAT	
Supported Options	Recommended Minimum Version
Graphics	206.00
Scanner	206.00
Debit	
Non-Debit	206.00
TDES	206.00
Notes	
NOTE 	Cash Acceptors, DSM, Secure CAT, TDES, and Master Session are not supported.

Dresser/Wayne (continued)


Dresser/Wayne: Vista3V	
Supported Options	Recommended Minimum Version
Cash Acceptors	103.00
Graphics	103.00
Scanner	103.00
BCB	5.1
Debit	
Non-Debit	103.00
TDES	103.00
Notes	
NOTE 	DSM, Secure CAT, TDES, and Master Session are not supported.

Dresser/Wayne: Dual CAT	
Supported Options	Recommended Minimum Version
Cash Acceptors	103.00
Graphics	103.00
Scanner	103.00
BCB	5.1
Debit	
Non-Debit	103.00
TDES	103.00
Notes	
NOTE 	DSM, Secure CAT, TDES, and Master Session are not supported.

Dresser/Wayne (continued)

Dresser/Wayne: Legacy CAT	
Supported Options	Recommended Minimum Version
Cash Acceptors	64.00
Graphics	64.00
Scanner	64.00
Secure CAT	2.01
Debit	
Non-Debit (not enhanced)	58.00
TDES	54.00
Notes	
NOTE 	DSM, TDES, and Master Session are not supported.

Gilbarco

NOTE  See <https://www.vfne.co/verifone-petro-emv-updates> for Outdoor EMV Implementation Status updates.
When connecting the Commander Ethernet cable to a DCR Serial Converter for Outdoor EMV, the wires routed from the converter to the DCR must be twisted pair.

Gilbarco: FlexPay IV (M7)

EMV Certification

EMV Contact	Certified
EMV Contactless	Certified


Supported Options	Recommended Minimum UPM Bundle
-------------------	--------------------------------

EMV (PCI DSS 5.0)	52.12.45
EMV (PCI DSS 4.0)	42.12.45
Graphics	42.05.11 - P609
Applause (Graphics)	42.05.11 - P609
Cash Acceptors	42.05.11 - P609
Scanner	
Contactless (RFID) with UX 400	42.05.11 - P609


Debit


Non-Debit	42.05.11 - P609
TDES	42.05.11 - P609

Notes


NOTE  If the site has FlexPay IV v42.11.47 or v52.11.47 and debit transactions are receiving an “INVALID PIN” response from the host, Gilbarco has corrected this with the v42.11.53 and v52.11.53 software releases.
Cash Acceptors are not supported with EMV.
GSM, SDES, and Master Session are not supported.

Gilbarco (continued)


Gilbarco: FlexPay II (M5)	
EMV Certification	
EMV Contact	Certified
EMV Contactless	Certified
Supported Options	Recommended Minimum UPM Bundle
EMV	3.6.06
Graphics	30.3.03
Cash Acceptors	30.3.03
Scanner	
Debit	
Non-Debit	30.3.03
TDES	30.3.03
Notes	
NOTE 	Cash Acceptors are not supported with EMV. Contactless (RFID), GSM, SDES, and Master Session are not supported.

Z80 Logic Board	
Supported Options	Recommended Minimum Version
Debit	
Non-Debit	50.2.4
Notes	
NOTE 	Cash Acceptors, GSM, Graphics, Scanner, Contactless (RFID), SDES, TDES, and Master Session are not supported.


Gilbarco (continued)


Encrypting PIN Pad (EPP) with Advanced GSM	
Supported Options	Recommended Minimum Version
Advanced GSM	See CRIND versions below.
Graphics	
Scanner	
Contactless (RFID)	
Debit	
SDES (DUKPT)	See CRIND versions below.
TDES	
CRINDs	
Advantage	62.6.10
Encore 300	62.6.10
Encore 500	3.1.50
Ecilpse	3.1.50
Notes	
<p>NOTE</p> 	<p>An Advanced GSM is not required if EPP is injected with the correct debit key. However, it can be used until the EPPs are injected with the correct debit key.</p> <p>Master Session and Cash Acceptors are not supported.</p> <p>Please contact your Gilbarco servicer for the correct setup of the EPP and the mapping of the keypad.</p>

Gilbarco (continued)


Advantage CRIND (Z180 Logic Board)	
Supported Options	Recommended Minimum Version
Cash Acceptors	60.9.40
GSM	
Graphics: Monochrome	609.40
Graphics: InfoScreen	609.40
Scanner	609.40
Contactless (RFID)	609.40
Debit	
Non-Debit	60.9.40
TDES	60.9.40
Notes	
NOTE 	InfoScreen graphics are supported only in single-line mode. Version 60.7.30 is NOT supported for any mode. TDES and Master Session are not supported.


Gilbarco (continued)


Encore 300	
Supported Options	Recommended Minimum Version
Cash Acceptors	60.9.40
GSM	
Graphics: Monochrome	609.40
Graphics: InfoScreen	609.40
Scanner	609.40
Contactless (RFID)	609.40
Debit	
Non-Debit	60.9.40
TDES	60.9.40
Notes	
<p>NOTE</p> 	<p>InfoScreen graphics are supported only in single-line mode.</p> <p>Version 60.7.30 is NOT supported for any mode.</p> <p>TDES and Master Session are not supported.</p>

Encore 500/Eclipse	
Supported Options	Recommended Minimum Version
Cash Acceptors	
GSM	
Graphics: Monochrome	
Debit	
Non-Debit	
SDES (DUKPT)	
Notes	
<p>NOTE</p> 	<p>Contactless (RFID), TDES and M/S are not supported.</p>

Invenco

<p>NOTE</p> 	<p>See https://www.vfne.co/verifone-petro-emv-updates for Outdoor EMV Implementation Status updates.</p> <p>Invenco / GVR DCR products have been rebranded as FlexPay 6. FlexPay 6 is not supported in all applications.</p>
--	---

Invenco: FlexPay 6 All-In-One 9" A2-09 (AKA, G6-400)	
EMV Certification	
EMV Contact	Certified
EMV Contactless	Certified
Supported Options	Recommended Minimum Version
EMV Firmware	3.2.21
EMV Adapter	1.06.0159
Notes	
<p>NOTE</p> 	None.

Invenco: FlexPay 6 All-In-One 5" A1-05 (AKA, G6-300)	
EMV Certification	
EMV Contact	Certified
EMV Contactless	Certified
Supported Options	Recommended Minimum Version
EMV Firmware	3.2.21
EMV Adapter	1.06.0159
Notes	
<p>NOTE</p> 	None.

Inenco: FlexPay 6 Modular 15" M1-15 (AKA, G7-100)

EMV Certification


EMV Contact	Certified
EMV Contactless	Certified

Supported Options


Recommended Minimum Version

EMV Firmware	3.2.21
EMV Adapter	1.06.0159


Notes

NOTE 	None.
--	-------

Tokheim

Premier B	
Supported Options	Recommended Minimum Version
Cash Acceptors	N/A
TED	v300 or v400
Debit	
Non-debit (4-line display)	JP02.18.00
SDES (DUKPT)	MT0301.00
Debit TED (4-line display) SDES (DUKPT)	MTQD02.00
Insight Graphics Non-debit	MTPQ06.03
Insight Graphics SDES (DUKPT)	MTPQ06.03
Notes	
<p>NOTE</p> 	<p>Scanner, TDES, Debit TED (4-line display) Master Session, Debit TDS Plus (4-line display) and Master Session are not supported.</p>

Tokheim (continued)

Premier C	
Supported Options	Recommended Minimum Version
Cash Acceptors	N/A
TED	v300 or v400
Debit	
Non-debit (4-line display)	JP02.18.00
Debit TED (4-line display) SDES (DUKPT)	MTQD02.00
Insight Graphics Non-debit	MTPQ06.03
Insight Graphics SDES (DUKPT)	MTPQ06.03
Notes	
<p>NOTE</p> 	<p>Scanner, TDES, Debit TED (4-line display) Master Session, Debit TDS Plus (4-line display) and Master Session are not supported.</p>

Verifone and Partner Options Supported

Backup Power Supply (UPS)

UPS, Conditioned, 250VA	VFI P/N P040-07-050
-------------------------	---------------------

Notes

NOTE	One per POS terminal and one for the Verifone Commander.
-------------	--



Car Wash


Ryko Code-A-Wash III	Version 15554-009, Rev. E
Ryko Code-A-Wash IV	19574-006 Rev. N
Unitec POS4000	Firmware version 6.67
Unitec Carwash Select II / Enterlink Super Interface	Version 2. Firmware version 5.43




Car Wash Paypoint

Unitec Portal Ti (Touchscreen)	Core Version: 3.60 Sierra Version: 1.63 Version: 4.30
-----------------------------------	---




<p>Unitec C-Start (Cashless)</p> 	<p>Core Version: 3.60 Sierra Version: 1.63 Version: 1.40</p>
--	--

<p>Unitec Sentinel (Dual Bill Dispenser)</p> 	<p>Core Version: 3.60 Sierra Version: 1.63 Version: 1.40</p>
--	--

Cash Drawer

Verifone Topaz/Ruby2	VFI P/N P050-01-200
----------------------	---------------------


Notes

<p>NOTE</p> 	<p>Must have adapter: VFI P/N 22839-01 Rev 3 or Rev C. Do NOT use adapters marked with Rev 1 or Rev A. These adapters can be damaged if plugged into a powered-up POS. In addition, the adapter MUST ONLY be plugged into one of the POS CASH DWR ports.</p>
--	--

Cash Recyclers

Glory	Models: CI-10 and CI-5
Crane Payment Innovations	Model: Paypod™ Embedded

Notes

<p>NOTE</p> 	<p>Currently, for Crane Cash Recyclers, the Verifone Commander Charity option needs to be disabled in Configuration Client.</p>
--	---

Coin Dispenser

Transact2	VFI P/N P040-08-023
-----------	---------------------

Displays

Customer Display	VFI P/N P040-08-300
------------------	---------------------


EASY ID™

Easy ID is supported for ALL states as long as the Mag Stripe/2D codes use the AAMVA standard format. Please contact your local Department of Motor Vehicles for details about your state.

Electronic Fuel Price Signs

<p>Supported with tested interface:</p> <ul style="list-style-type: none"> • Able Applied Technologies: AAT Live Hub (AAT-LH-V1) • DakTronics: DM-100 PSC (0A-1196-0133) • FutureMedia Displays Inc.: PriceVision LED Model FMD9-GSX. • Guru Digital Media: Guru Price Sign. • WatchFire: Price Watcher Sign. <p>Supported:</p> <ul style="list-style-type: none"> • Everbrite • Skyline • NOVYC Electronics Inc. • PWM 	<p>The Price Sign Controller (<i>PSC</i>) and an RS-232 connector is supplied by the sign manufacturer.</p>
--	---

Notes

NOTE	Contact the manufacturer for details.
	

Laser Scanners (POS Ready)

Use the following URL to access a list of laser scanners that have been approved by Verifone. See <https://www.verifone.com>.

Money Order


MoneyGram: Delta Network Terminal 780T Version 3.5	P/N 11-0021-001
	Printer model: 1600
	VFI cable: VFI P/N 55296-03
Western Union Money Order Dispenser System: Version 3.5	P/N FDX-400 (Version 7534 and above)
	Adapter: DB-9M to RJ-45 (VFI P/N 13641-01) Requires an RS-232 cable (P/N 13836-XX)
	Interface: FIP11 Interface Module (P/N 010064-02)
Western Union Money Order Dispenser System: ICE6000 Terminal (Ethernet)	Requires an Ethernet cable.

Western Union Money Order Dispenser System: TAIO Terminal (Ethernet)	Requires an Ethernet cable. Config. Version: 6114 and 6120
---	---

PIN pads

Verifone M400, P400, MX 915, MX 925 Multimedia	See the Sales Representative for part numbers.
--	--

Notes


NOTE 	For debit, PIN pads must be injected with the appropriate key for the application.
--	--

Verifone Topaz XL, Ruby2 Printers (Point of Sale)

Verifone Thermal receipt only printer (May be used to replace EPSON TM-T88) VFI P/N P040-02-020 Paper Width: 79.5 mm ±.5 mm (3.15 ±.02") EPSON P/N (Paper) NTP080-80
--

EPSON TM-T88III Thermal receipt only printer VFI P/N P040-02-008 Paper Width: 79.5 mm ±.5 mm (3.15 ±.02") EPSON P/N (Paper) NTP080-80

Notes

NOTE 	For EPSON TM-T88III Thermal installation information and DIP switch settings, refer to the "VASC Field Service Bulletin No. 0706.001".
--	--

Secondary Network

Use the following URL to access a list of secondary networks that have been approved by Verifone.
See <https://www.verifone.com>.

Tank Level Sensor


EBW: Auto/Stik	Firmware version AMOCO4
	Requires an RS-232 cable (P/N 13836-XX)
	Requires an adapter DB-9M, standard (black) (VFI P/N 13641-01)
Emco: EECO System 1500	Firmware version 023E
	Requires an RS-232 cable (VFI P/N 13836-XX)
	Requires an adapter DB-9F, null modem (red) (VFI P/N 13638)

Emco: EECO System 2000	Firmware version 004L
	Requires an RS-232 cable (VFI P/N 13836-XX)
	Requires an adapter DB-9F, null modem (red) (VFI P/N 13638)
Emco: EECO System 3000	Firmware version 005I
	Requires an RS-232 cable (VFI P/N 13836-XX)
	Requires an adapter DB-9F, null modem (red) (VFI P/N 13638)
Veeder Root: TLS 250	Requires an RS-232 cable (VFI P/N 13836-XX)
	Requires an adapter DB-25M, null modem (red) (VFI P/N 13581-01)
Veeder Root: TLS 350	Requires an RS-232 cable (VFI P/N 13836-XX)
	Requires an adapter DB-25M, null modem (red) (VFI P/N 13581-01)

Additional Information

Weights and Measures

Support for cash and credit pricing at the dispenser requires explicit cash and credit selections on the dispenser. This is in compliance with the *Weights and Measures Guidelines for Selectable Unit Price Capability*, section G-S.5.1.

<p>NOTE</p> 	<p>This software supports a POP Discount feature, which allows a point-of-purchase discount on fuel based on the purchase meeting certain pre-defined transaction criteria. It is possible that the Weights and Measures department in your state may consider this POP Discount feature, when used in a post-pay scenario, to be in violation of state regulations.</p> <p>YOUR IMPLEMENTATION OF THE POP DISCOUNT FEATURE IS DONE AT YOUR OWN RISK. Verifone EXPRESSLY DISCLAIMS ANY LIABILITY FOR CLAIMS, FINES OR DAMAGES RESULTING FROM IMPLEMENTATION OF THE POP DISCOUNT FEATURE IN A LOCALE WHERE IT IS DEEMED A VIOLATION OF LOCAL OR STATE REGULATIONS. YOU SHOULD CONSULT YOUR LOCAL WEIGHTS AND MEASURES ENFORCEMENT GROUP BEFORE IMPLEMENTING THE POP DISCOUNT FEATURE.</p>
--	---