

Verifone Commander

Release Notes



Versions and Information

Release (Base) Version	55.02.03
Release Date	March 14, 2025
Publication Date	March 14, 2025

Distribution Components


Release (Base)	055.02.03
OS	6.01.00
EPS	9.06.02
RCI	6.00.01
WEB	5.05.00

FEP	Suite Version	FEP Version	Network Version
Bypass	55.02.03	UMF 55.02.03	TTPID: RVE106
Chase	55.02.03	55.02.03	—
Chevron	55.02.03	08.55.02.03	—
HPS	55.02.03	55.02.03	—
NBS	55.02.03	55.02.03	—
Phillips 66	55.02.03	55.02.03	43
Shell	55.02.03	55.02.03	—
VAPS	55.02.03	55.02.03	04
Verifone EPS (LAC)	55.02.03	55.02.03	—
WorldPay	55.02.03	55.02.03	—

© 2025 Verifone, Inc. All rights reserved.

No part of this publication covered by the copyrights herein may be reproduced or copied in any form or by any means - graphic, electronic, or mechanical, including photocopying, taping, or information storage and retrieval systems - without written permission of the publisher.

The content of this document is subject to change without notice. The information contained herein does not represent a commitment on the part of Verifone. All features and specifications are subject to change without notice.



PIN Pad Software Versions

Minimum EVPAY (Engage) Certified Versions


For the EVPAY (Engage) Certified Versions for Verifone M400 and P400, click on [Current VRSD Production Software List](#).

Attendant Payment Terminal (APT) Version

This Verifone EPS (LAC) Commander software requires APT version 1.03.08.

Minimum EMV Certified Verifone ViperPAY Versions

NOTE




For the ViperPay Certified Versions for Verifone MX PIN pads, click on [Current VRSD Production Software List](#).
 Make sure the minimum OS and any OS Updates are loaded before installing Verifone ViperPAY. See the Verifone ViperPAY release notes.


PIN pad	Version	XPI	Kernels	OS Version
Verifone MX 900 Series	4.07.11	5300w	Velocity L2 702/703	Minimum - 30140200
				Recommended - 30251000

Contents


- Versions and Information----- 2
- Distribution Components----- 2
- PIN Pad Software Versions ----- 3
 - Minimum EVPAY (Engage) Certified Versions ----- 3
 - Attendant Payment Terminal (APT) Version ----- 3
 - Minimum EMV Certified Verifone ViperPAY Versions ----- 3
- Contents ----- 4
- Important Information ----- 9
 - This 55.02.00 Release ----- 9
 - Upgrading From Release 53.26 or Lower to Release 55.02 and Higher ----- 9
 - Verifone Expired Site Solution (ASM) and Onboarding Messages ----- 9
 - Base Release, Suite, and FEP Version Alignment ----- 9
 - OS Update ----- 9
 - Downgrading from Release (Base) 55 to a Lower Version ----- 10
 - Release 55.00.00 and POS Pairing ----- 10
 - Lab, Beta, or Production Software Status ----- 10
 - Configuring the Verifone C18 when using a Legacy Scanner ----- 10
 - EMV Certified ----- 10
 - Verifone EPS (LAC) Outdoor EMV ----- 10
 - TLS Support ----- 11
 - Bypass Software Installation ----- 11
 - VAPS Software Installation ----- 12
 - Verifone Remote Software Delivery (VRSD) ----- 12
 - FEP Configuration Documentation ----- 12
- What’s New In Release Version: 55.02.03 ----- 13
 - Enhancements ----- 13
 - Verifone C-Site Management ----- 13
 - Mobile Payment ----- 13
 - POS System ----- 13
 - Resolutions ----- 13
 - Dispenser Card Readers ----- 13
 - EPS System ----- 14
 - POS System ----- 14
- FEP Specific Changes ----- 15
 - Phillips 66 FEP ----- 15
 - Resolution ----- 15
 - Rapid Connect FEP ----- 16
 - Resolution ----- 16
- What’s New In Release Version: 55.02.02 ----- 17
 - Resolutions ----- 17
 - Verifone C-Site Management ----- 17
 - Verifone Self Checkout ----- 17
 - Dispensers ----- 17
 - Dispenser Card Readers ----- 17



- Loyalty----- 18
- Mobile----- 18
- FEP Specific Changes ----- 19
 - Chevron FEP ----- 19
 - Resolution----- 19
 - HPS FEP----- 20
 - Enhancements ----- 20
 - Resolution----- 20
 - Phillips 66 FEP ----- 21
 - Enhancement----- 21
 - Resolution----- 21
 - Rapid Connect FEP ----- 22
 - Enhancement----- 22
 - Resolutions ----- 22
 - VAPS FEP ----- 23
 - Enhancements ----- 23
 - Resolution----- 23
 - Verifone EPS ----- 24
 - Resolution----- 24
- What's New In Release Version: 55.02.01 ----- 25
 - Enhancement ----- 25
 - EPS System ----- 25
 - Resolutions ----- 25
 - Verifone Self Checkout----- 25
 - Dispenser Card Readers----- 25
 - EPS System ----- 25
 - Loyalty----- 25
 - Sales ----- 26
- FEP Specific Changes ----- 27
 - Rapid Connect FEP ----- 27
 - Enhancements ----- 27
 - Resolutions ----- 27
 - Verifone EPS (LAC)----- 28
 - Enhancement----- 28
 - Resolution----- 28
- What's New In Release Version: 55.02.00----- 29
 - New Features and Enhancements ----- 29
 - Verifone EVPAY Upgrade ----- 29
 - Verifone Configuration Client ----- 29
 - Verifone C-Site Management----- 29
 - Verifone C18 Self Checkout ----- 30
 - Verifone Vista ----- 31
 - Dispenser Card Readers----- 31
 - Loyalty ----- 31
 - Mobile Payment ----- 32
 - POS System ----- 32
 - Resolutions ----- 33
 - Verifone Configuration Client ----- 33




- Verifone C-Site Management----- 33
- Verifone C18 Self Checkout----- 34
- Dispenser Card Readers----- 34
- EPS System ----- 34
- FoodService----- 35
- InComm FEP ----- 35
- Loyalty----- 35
- POS System ----- 36
- Reports ----- 36
- Sales ----- 37
- FEP Specific Changes ----- 38
 - Chase FEP ----- 38
 - Enhancement----- 38
 - Chevron FEP ----- 39
 - Enhancement----- 39
 - Resolutions ----- 39
 - HPS FEP----- 40
 - Resolutions ----- 40
 - Phillips 66 FEP ----- 41
 - Resolutions ----- 41
 - Rapid Connect FEP----- 42
 - Enhancements ----- 42
 - Resolutions ----- 42
 - VAPS FEP ----- 44
 - Enhancement----- 44
 - Resolutions ----- 44
 - Verifone EPS FEP----- 45
 - Enhancement----- 45
- What’s New In Release Version: 55.01.01----- 46
 - Rapid Connect FEP----- 46
 - Resolution----- 46
- What’s New In Release Version: 55.01.00 ----- 46
 - New Features and Enhancements ----- 46
 - Verifone C18 Self Checkout----- 46
 - Verifone Configuration Client----- 46
 - Dispenser Card Readers----- 47
 - EPS System ----- 47
 - Loyalty----- 47
 - Mobile----- 48
 - POS System ----- 48
 - Sales ----- 48
 - Resolutions ----- 48
 - Verifone C18 Self Checkout----- 48
 - Dispenser Card Readers----- 49
 - EPS System ----- 49
 - Incomm----- 50
 - Loyalty----- 50
 - Mobile----- 50
 - POS System ----- 50



- Proprietary Fleet ----- 51
- Reports ----- 51
- Sales ----- 51
- FEP Specific Changes ----- 52
- HPS FEP ----- 52
- Resolutions ----- 52
- NBS FEP ----- 53
- Enhancement ----- 53
- Resolution ----- 53
- Rapid Connect FEP ----- 54
- Enhancements ----- 54
- Resolutions ----- 54
- Verifone EPS FEP ----- 55
- Enhancement ----- 55
- WorldPay FEP ----- 56
- Resolution ----- 56
- What's New In Release Version: 55.00.01 ----- 57
- Resolutions ----- 57
- Dispensers ----- 57
- Dispenser Card Readers ----- 57
- EPS System ----- 57
- POS System ----- 57
- Mobile ----- 57
- What's New In Release Version: 55.00.00 ----- 58
- Enhancements and New Features ----- 58
- Release (Base), Suite, and FEP Version Alignment ----- 58
- OS Update ----- 58
- Verifone C18 Self Checkout ----- 58
- Verifone Cloud ----- 58
- Dispenser Card Readers ----- 59
- EPS System ----- 59
- Loyalty ----- 59
- Reports ----- 59
- Resolutions ----- 59
- Verifone C18 Self Checkout ----- 59
- Dispensers ----- 59
- Dispenser Card Readers ----- 60
- EPS System ----- 60
- Loyalty ----- 60
- POS System ----- 60
- Sales ----- 61
- FEP Specific Changes ----- 62
- Phillips 66 FEP ----- 62
- Enhancement ----- 62
- Resolutions ----- 62
- Rapid Connect FEP ----- 63
- Resolutions ----- 63
- VAPS FEP ----- 64
- Enhancement ----- 64



- Verifone EPS FEP----- 65
 - Resolution----- 65
- WorldPay FEP----- 66
 - Resolution----- 66
- Installation Options ----- 67
 - Supported Verifone POS Terminals ----- 67
 - Installation Documentation----- 67
- Dispenser Manufacturers Supported by Processor/Brand ----- 68
- MSD Contactless No Longer Supported by Release----- 69
- Fuel Hardware Peripherals Supported ----- 70
 - Dispenser Interfaces ----- 72
 - Bennett ----- 72
 - Tokheim ----- 72
 - Dresser/Wayne ----- 72
 - Gilbarco----- 72
- Dispenser Card Readers — Supported Options ----- 73
 - Bennett----- 73
 - Dresser/Wayne ----- 75
 - Gilbarco ----- 82
 - Invenco ----- 87
 - Invenco (continued) ----- 88
- Verifone and Partner Options Supported ----- 91
- Additional Information----- 95
 - Weights and Measures ----- 95



Important Information

This 55.02.00 Release

1. M400 and P400 PINpads connected on the Verifone Commander system loaded with EVPAY 2.03.03 r04 or higher will automatically upgrade to EVPAY 2.04.02 R1 upon installation of the 55.02.00 release.
For the Fiserv (Bypass) and HPS distributions will be upgraded to the EVPAY 2.06.00 version. Also, the Shell FEP will not automatically upgrade to any EVPAY version.
2. If a site performs a TruAge Mobile QR Code transaction, it will not be reported in the Report Navigator > Age Verification Report. The totals will still reflect in Summary Report. Also, non-QR code transactions will be reported in Age Verification Report. This issue will be corrected in Release Version 55.02.01 or higher.

Upgrading From Release 53.26 or Lower to Release 55.02 and Higher

If a site is upgrading from release 53.26 or lower to release 55.02 and higher, it is recommended to use the following instructions instead of the Package Sender (Auto_Upgrade.jar):

- a. Back up the site data using the SMS Import/Export Utility.
- b. Perform a manual reload using the Petro Suite Installer.
- c. Restore the site data using the SMS Import/Export Utility.

The alternative software loading methods are VRSD and USB. See the Verifone Commander and POS Software Installation Guides for more information.

Verifone Expired Site Solution (ASM) and Onboarding Messages

Starting with Release 53.41.00, expired Site Solution (ASM) and C-Site Management Onboarding requirement messages and alarms will display on the POS. The messages briefly explain the appropriate actions that the site needs to take for the messages to stop.

Base Release, Suite, and FEP Version Alignment

Starting with Release 55.00.00, the Distribution Suite and FEP version have been updated to align and, in most cases, have the same version as the Base version.

OS Update

Starting with Release (Base) 55.00.00, the Verifone Commander and POS Workstations will now share one common OS with SELinux (Security-Enhanced Linux).

Downgrading from Release (Base) 55 to a Lower Version

If a site needs to downgrade their Verifone Commander or POS from Release (Base) 55.00.00, follow the procedures in the downgrade document located at:

- Premier Portal > Manage > Petro Downloads > Commander & RubyCi > Commander Tools, User References, and Other Documentation > Documentation
- Premier Portal > Manage > Petro Downloads > Commander & RubyCi > POS > C18, Ruby2, or Topaz Documentation areas.

Release 55.00.00 and POS Pairing

The POS Pairing process may take up to two additional minutes to complete while “Processing, please wait...” is displayed on the POS workstation screen. Do not reboot the POS while this message is displayed.

Lab, Beta, or Production Software Status

See the Lab, Beta, or Production software sections on the Premier Portal for the release status of each FEP’s software at Manage > Petro Downloads > Commander and RubyCi > Commander Software Suites, Release Notes and Documentation. These release notes contain all the information for all release statuses.

Configuring the Verifone C18 when using a Legacy Scanner

Sites that do not have a 2D scanner will need to disable swipe ahead in order to process Easy ID or a POP Membership card at the PIN pad. Do the following two steps consecutively:

- On the Verifone C18 POS, disable Swipe Ahead at Cashier Functions (CSR Func) > Maintenance > Device Configuration > PINPAD configuration > EPS PINPAD with Driver License and POP Membership.
- On the Verifone MX 900 Series PIN pad, edit the Config.Usr1 Swipe Ahead value found in System Mode at Home > Administration > Config by entering the Config.Usr1 file. Under the [PERM] section, there will be a Swipe Ahead parameter with a '0' or a '1' value. The value should be set to '0' to disable it. After the change, reboot the PIN pad.

See the Commander User Reference for Release 55.02 for more information on scanners.

EMV Certified


This software version supports Contact and Contactless Indoor. See the Dispenser Card Reader section towards the back of these release notes for EMV Contact and Contactless Support for each dispenser manufacturer.

Verifone EPS (LAC) Outdoor EMV

Outdoor EMV is only for Trinidad and Tobago locations.



TLS Support

NOTE  The steps below are only required for a manual software installation. The Auto Upgrade automatically sets the TLS settings.

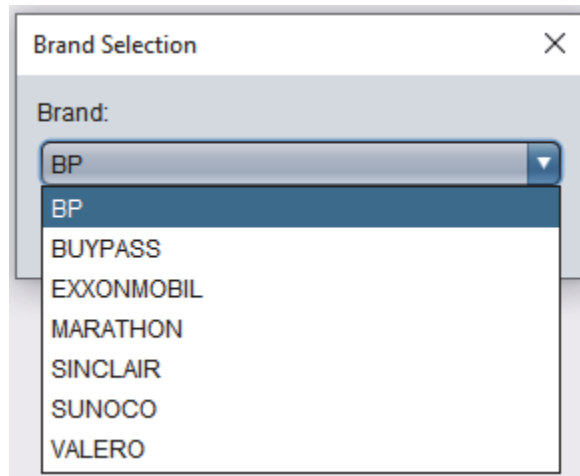
To set up TLS and if this is a manual software installation, follow these steps:

1. On the Verifone MX PINpad, the Port needs to be set to '5000' at Configuration > Network Settings.
2. On the Verifone Commander, the POP has to be configured to "Connect with SSL" and Secure Port '5000' at Configuration Client > Payment Controller > EPS Global Configuration > POP.

See the latest Verifone ViperPAY User Guide and Commander documentation for more details on accessing these areas.

Buypass Software Installation

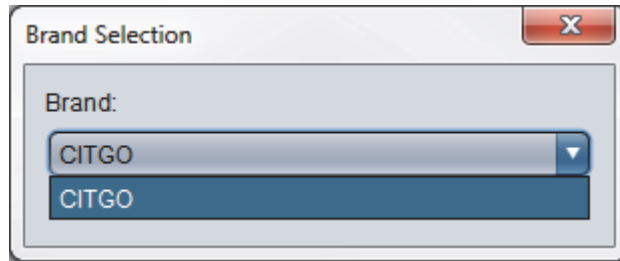
During the software installation, the system prompts for Brand Selection. Choose from the drop-down menu and then click OK.



After installation, see the Help menu and the About to check the Brand selection.

VAPS Software Installation

During the software installation, the system prompts for Brand Selection. Choose from the drop-down menu and then click OK.



After installation, see the Help menu and the About to check the Brand selection.

Verifone Remote Software Delivery (VRSD)

The Verifone Commander supports the Verifone Remote Software Download (VRSD) to allow automated software updates from the Verifone servers. See the Verifone Remote Software Delivery Implementation Guide for more information.

FEP Configuration Documentation

See the Verifone Commander Network Configuration Guide.

What's New In Release Version: 55.02.03

ENHANCEMENTS

Verifone C-Site Management

Grayed Out Parameters

The following parameters In EPS Global Configuration and FEP Card Type configurations were re-enabled and the grayed out was removed if payment payload was published in C-Site Management for Enterprise support.

- EPS Global Configuration > Cashback Enabled
- EPS Global Configuration > Cashback Fee
- EPS Global Configuration > EMV Cashback Prompt – Wait for Cashier?
- EPS Global Configuration > EBT Cashback Enabled
- FEP Card Type > Price Tier

Mobile Payment

Single Credit MOP

Single Credit MOP implementation was enhanced to include support for additional QR code types (beyond 204 or 205) for Mobile payment.

POS System

POS Pairing

Improvements were made to the POS Pairing Logging.

RESOLUTIONS

Dispenser Card Readers

1. Legacy JCB cards were supported for contactless payment on Wayne DCRS. This was corrected and they are no longer supported.
2. The Verifone Commander was sending blank prompts to Wayne DCRs for loyalty transactions, it displayed “WPF,999” on Anthems and blank displays for more than five seconds on Ovations. This was corrected and now the loyalty transaction completes as normal.

EPS System

1. Fuelman cards were not prompting for Driver ID or Odometer. This was corrected.
2. The EPS was not handling the terminal batch close as expected. This was corrected and improvements have been made to the terminal batch close process.
3. VISA Fleet transactions were not processing because of an incorrect value in the “EMV Fleet Tags Support” field within the “EPS General Parameters Table.” The value was corrected and now the VISA Fleet transactions are processing as expected.

POS System

USB Scanner ID and Model Configuration was not retained after auto upgrade. This was corrected.

FEP Specific Changes

Phillips 66 FEP

Resolution

Two System Trace Audit Numbers (STAN) were printed on PIN Debit receipts. One STAN had the invoice number and the other had the reference number. This was corrected. The STAN that had the Invoice Number was removed, because it already had a separate field on the receipt. Also, the Account type and Network Number were moved one below the other instead of printing it on a single line.

Rapid Connect FEP

Resolution

After upgrading to release 55.02.01, the diesel product (code 20) became restricted. This was corrected by making a change to the product table.

What's New In Release Version: 55.02.02

RESOLUTIONS

Verifone C-Site Management

For Brand transitions, Loyalty Configurations were not received in Verifone C-Site Management from the Verifone Commander after onboarding for the first time. This was corrected and now the Loyalty Configurations are received.

Verifone Self Checkout

After an Auto Upgrade, if the C18 was switched to Portrait mode and the user selected the Verifone Self Checkout application, "Sorry, no application is currently supported" message was displayed. This was corrected and now after an Auto Upgrade, the Verifone Self Checkout application can be run in Portrait mode without any errors".

Dispensers

The fuel driver was not displaying the discounted the cash and credit prices for Bennett direct interface for single price windows. This was corrected and now it will display the cash or credit prices.

Dispenser Card Readers

1. Transaction was not completely terminated for a payment failure after loyalty scenario. It was occurring when a payment card was inserted while payment prompt after loyalty was displayed. The customer was prompted to remove card that gave the impression the payment had completed normally. If the customer lifted the handle and the cashier authorized a postpay, customer would likely to fuel and not follow prompt to pay inside since the card was already presented to the DCR. This was corrected and the transaction will terminate if a payment failure occurs after loyalty.
2. WEX cards include alphanumeric prompts even when the expected response is numeric only. The system was rejecting alphanumeric prompts when the DCR keypad was not configured as alphanumeric. This was preventing certain WEX cards from being approved. This was corrected and now the format error generated for alphanumeric prompts sent to DCR with a numeric keypad will be bypassed.
3. When a second cashier approved the same dispenser from a different POS terminal within roughly five seconds of the first approval, the first approval armed the pump and the second caused an error that removed the receipt number. This caused a sale from the second approval to come due inside. This was corrected and now the receipt number is retained if an error occurs during the approval of a calling pump. This will prevent the sale from coming due inside in cases where pump is armed and an error occurs.

Loyalty

The Loyalty element was being created with the FEP name as the program name for hybrid cards and it was causing an “E33 Error” during a loyalty transaction. This was corrected and now the Card Type Label will be used to create the loyalty element for hybrid cards.

Mobile

The EPS was blocking mobile receipt text from printing on all receipts that were not completions. This was corrected and now the EPS no longer blocks receipt texts, but the POS does not send receipt text on prepay receipts.

FEP Specific Changes

Chevron FEP


Resolution

The POS was displaying “Card has two fuel product” message and then declining the sale when using some cards. It was caused by the system checking for 900 series product codes and passing them as fuel. It incremented the fuel purchased count that went beyond the fuel limit allowed by Chevron. This was corrected and now the system will use NACS product codes to filter out 900 series product codes.

HPS FEP

Enhancements

Fleet Card Certification and Support

<p>NOTE</p> 	<p>Fleet cards are currently certified for M400, P400, Bennett, Gilbarco, Invenco, and Wayne devices (See the DCR firmware section for minimum versions).</p>
--	---

Card support has been added to the HPS distribution for EMV WEX and Visa Fleet 2.0 and host-based restrictions, EMV Voyager cards, EMV contactless refund transactions, and Visa Fleet 2.0 support for non-capable and non-certified devices.

ARCO and Tesoro Brands

ARCO/Tesoro was removed from the Brand selection in the HPS distribution when using the Verifone Petro Suite Installer and Verifone Configuration Client.


Resolution

A Verifone Commander property file did not contain the needed instruction to point to the required Gilbarco M7 3.12 kernel version. This was corrected and the file was edited to contain the required Gilbarco M7 3.12 kernel version needed.

Phillips 66 FEP

Enhancement

Fleet Card Certification and Support

<p>NOTE</p> 	<p>Fleet cards are currently certified for M400, P400, Bennett, Gilbarco, Invenco, and Wayne devices (See the DCR firmware section for minimum versions).</p>
--	---

Card support has been added to the Phillips 66 distribution for EMV WEX and Visa Fleet 2.0 and host-based restrictions, EMV Voyager cards, EMV contactless refund transactions, and Visa Fleet 2.0 support for non-capable and non-certified devices.

Resolution

A Verifone Commander property file did not contain the needed instruction to point to the required Gilbarco M7 3.12 kernel version. This was corrected and the file was edited to contain the required Gilbarco M7 3.12 kernel version needed.

Rapid Connect FEP

Enhancement

US Common AID

Currently, for Fiserv distributions, US Common AID has a non-zero CVM limit. Cardholders below the limit are not prompted for a PIN, resulting in the transactions being processed as credit without opportunity to process as debit. The CVM limits were updated to \$0 as per requirement.


Resolutions

1. The Fiserv AID Rules Table for inside and outside was incorrect for Fuelman cards. This was corrected and now the Issuer Identification Number (IIN) must be set to 'NO'.
2. When an offline transaction was performed with an EMV card, it was declining with a "E03 Sale Declined" message. This was corrected and now the transaction will be successful with a local authorization confirmation.
3. A Verifone Commander property file did not contain the needed instruction to point to the required Gilbarco M7 3.12 kernel version. This was corrected and the file was edited to contain the required Gilbarco M7 3.12 kernel version needed.

VAPS FEP

Enhancements

Fleet Card Certification and Support

<p>NOTE</p> 	<p>Fleet cards are currently certified for M400, P400, Bennett, Gilbarco, Invenco, and Wayne devices (See the DCR firmware section for minimum versions).</p>
--	---

Card support has been added to the VAPS distribution for EMV WEX and Visa Fleet 2.0 and host-based restrictions, EMV Voyager cards, EMV contactless refund transactions, and Visa Fleet 2.0 support for non-capable and non-certified devices.

Marathon Brand

Marathon was removed from the Brand selection in the VAPS distribution when using the Verifone Petro Suite Installer and Verifone Configuration Client.

Resolution

A Verifone Commander property file did not contain the needed instruction to point to the required Gilbarco M7 3.12 kernel version. This was corrected and the file was edited to contain the required Gilbarco M7 3.12 kernel version needed.

Verifone EPS

Resolution

A Verifone Commander property file did not contain the needed instruction to point to the required Gilbarco M7 3.12 kernel version. This was corrected and the file was edited to contain the required Gilbarco M7 3.12 kernel version needed.

What's New In Release Version: 55.02.01

ENHANCEMENT

EPS System

FID Table and Auto Upgrade

The values in the FID (Field Identifier) table will now be retained after an auto upgrade. These values are the location, location address, location city, location state, and location ZIP code.

RESOLUTIONS

Verifone Self Checkout

The Verifone Self Checkout was limiting the entry for the Alt Loyalty prompt to 12-digits. This was corrected and increased to 14-digits.

Dispenser Card Readers

1. When a transaction level discount was applied for a purchase, the discount was displayed, but there was an extra "Rewards 0.00" on the DCR receipt. This was corrected and now only the actual rewards amount will display on the DCR receipt.
2. After upgrading to Verifone Commander 55.02 release and then performing an EMV outdoor transaction, the Start ICC (Integrated Circuit Card) Transaction timed out resulting in a transaction failure. This was an intermittent issue that could be resolved by initializing the DCR and hard rebooting the Verifone Commander. However, the issue reappeared after performing a few transactions. This was corrected.

EPS System

When the Enter key was pressed for Vehicle ID without entering a value, the fleet card receipt printed "null" for the "Veh #" value. This was corrected and now nothing will print if value is not entered.

Loyalty

1. When a customer used a loyalty card to purchase fuel at a site with multiple loyalty programs configured, they received a discount message and the discount on purchase, however in some cases the transaction was never sent to the loyalty host resulting in a shortage on

loyalty sales. This was corrected and now the system will ensure that the transaction completion will be sent to the valid loyalty host in all cases.

2. Hybrid card program was not displaying in loyalty program list. This was corrected and include the hybrid card will be included in the loyalty program list when auth on total is enabled.
3. Site was receiving “PCATS ISO FORMAT ERROR” on an inside loyalty discount immediately pressing Total. This was caused when the loyalty receipt text provided by LFEP as description text (either short or long) was used as a label and it was blank. This was corrected and now the system check to see if the value is blank.

Sales

When the cashier opened the cash drawer manually using the key and then closed it while the sale was still processing, it caused the system to create the same transaction twice resulting in discrepancies in the reports. This was corrected.

FEP Specific Changes


Rapid Connect FEP

Enhancements

Default NTP Server for BP Brand

The default NTP server will now be the IP Address “149.196.96.120” for the Brand BP in the Buypass distribution.

Fleet Card Certification and Support

NOTES	
	Fleet cards are currently certified for M400, P400, Bennett, Gilbarco, Invenco, and Wayne devices (See the DCR firmware section for minimum versions).

Card support has been added to the Buypass (Fiserv) distribution for EMV WEX and Visa Fleet 2.0 and host-based restrictions, EMV Fuelman cards, EMV contactless refund transactions, EMV contactless support for JCB, formerly known as Japan Credit Bureau, and Union Pay International (UPI), formerly known as China Union Pay, and Visa Fleet 2.0 support for non-capable and non-certified devices.

Resolutions

1. Comdata Mastercard transactions were failing with an “Invalid Product” message. This was corrected.
2. Comdata DCR transactions came due inside with a 911 error message. A 911 error is a temporary and intermittent error that occasionally occurs on the host when they get a timeout on their end. This was corrected and now if the host response is a 911 error, the live completion will be moved to Store and Forward.
3. For TransCard and Fuelman cards, the customer was able to fuel and complete the transaction. The system received a “Network Unavailable” response with response code “911” from the host, but the transaction was locally approved. This was corrected.
4. When the merchant was performing a transaction with Express Code and Comchek, the transaction was declined with E16 ISO Format Error. This was corrected.

Verifone EPS (LAC)

Enhancement

Maximum Value For Pump Authorization

The Verifone Configuration Client > Payment Controller > EPS Configuration > (FEP) Configuration > FEP Card > Card Limits > Maximum Value For Pump Authorization was changed to allow up to '999999' or 6-digits.

Resolution

When configuring the printer, Fiscal or Standard, the user was unable to bring it online and the logs and Verifone Configuration Client were displaying errors. This was corrected.

What's New In Release Version: 55.02.00

NEW FEATURES AND ENHANCEMENTS

Verifone EVPAY Upgrade


M400 PINpads connected on the Verifone Commander system loaded with EVPAY 2.03.03 r04 or higher will automatically upgrade to EVPAY 2.04.02 R1 upon installation of the 55.02.00 release. (For the Fiserv (Buypass) Lab only and HPS Lab Only distributions will be upgraded to the EVPAY 2.06.00 version). Also, the Shell FEP will not automatically upgrade to any EVPAY version.

Verifone Configuration Client

Menu Enhancements

1. Menu chains and order menus no longer require cashier or customer selection when an expanded menu with only one PLU is set as the first menu. The expanded menu PLU is automatically added to the cart and the next menu is presented.
2. A limit was added to the multi-select menu functionality to restrict the number of allowed PLU selections. The current functionality for the menu allows customers to select all PLUs within the multi-select menu. The limit will allow users to set a configured limit within the multi-select menu configuration. The limit field will only allow values up to 96 to be entered and will default to zero.

Lottery Purchases with Credit



NOTE Lottery Purchases with Credit is not supported in the Chevron distribution. It will be supported in the Chevron Release 56.00.00 version.

A Lottery purchase is now allowed with the Credit MOP code. In Verifone Configuration Client > Payment Management, there is an additional field with a check box called "Allow Lottery Purchase." It is disabled by default for Credit, EBT Cashback, and Store Value Card MOPs.

Verifone C-Site Management

Synchronized Configurations

1. Verifone Commander DCR Configuration will now be synchronized with Verifone C-Site Management.
2. Verifone Commander users can now send their current primary payment configuration to the cloud when their site is onboarded so that the cloud data is synchronized with the site data.

Verifone Commander E and EF Variant

The Verifone Commander E and EF Variant has been added to the Site Asset Data in C-Site Management.

Verifone C18 Self Checkout

Caloric Values

Caloric values may be displayed on the Verifone Self-Checkout. The caloric values are entered into the PLU configuration, and the option to enable displaying caloric values is within Verifone Configuration Client > Store Operations > Self-Checkout > Global Configuration.

Screen and Display Enhancements

1. Verifone C18 Self Checkout is now supported in Portrait mode. Simply rotate the screen into portrait mode from the self-checkout login screen to change the orientation. The screen will automatically adjust to scale into portrait mode. The rotation can happen anytime.
2. The Verifone C18 Self-Checkout has been enhanced to provide more customization options for site-specific branding, promotions, and advertisements. The welcome screen now supports a full screen image/GIF, and an optional banner can be added to the self-checkout home screen. To add a full screen image/GIF or a banner login to Configuration Client > Self-Checkout Configuration > Global Configuration.

Also, to improve user awareness of uploading image files and GIF files with potential security risks, a warning message prompt was added to the Browse functionality of Configuration Client's Image Upload. The prompt asks the users to accept the warning message before uploading files. This prompt appears when changing existing images and uploading new images using the add functionality.

3. Verifone Configuration Client was enhanced to support uploading a Banner file to Verifone Self Checkout Global Configuration. The banner file will apply to both Portrait and Landscape modes on the Verifone Self Checkout application.
4. The Verifone Configuration Client Global Configuration Welcome Screen settings were updated to allow a Portrait Mode image for full screen.

Self Checkout Monitoring

The cashier can now view transaction details for the Verifone C18 Self Checkout using the Self Checkout Monitoring option available in POS Mode.

Tower Light Kit

Support has been added for those who have purchased a Banner Tower Light kit (Model TL50P1UQP) for the Verifone C18 Self Checkout. The Banner Tower Light is a pole with a light on top that is mounted next to the Verifone C18 Self Checkout. The Banner Tower Light informs the cashier and customer the different statuses of the Verifone C18 Self Checkout. The Banner Tower Light is a plug and play device. There are no configuration settings in Verifone Configuration Client. The different color lights indicate:

- Green - Ready for use
- White - In use

- Off - Not available for use
- Flashing Red - Customer needs assistance or requires age verification
- Blue - Cashier is logged in and using CSR functions
- Flashing Yellow (Briefly displayed) - Transaction is suspended.

These colors are also displayed on the base C18 Light Ring.

Verifone Vista

Refresh Configuration and Fuel Grade Prompting

1. The Vista Refresh Configuration has been enhanced to send additional details about Departments and PLUs.
2. Vista has been enhanced to remove the fuel grade prompt requirement for prepays.

Dispenser Card Readers

DCR Payment Screens

1. The default DCR Payment screen, except for Chevron and Shell, has been revised to eliminate options such as “Pay Here with Debit” and “Pay Here with Credit” etc., specifically for an EMV-capable DCR. Customers are no longer required to explicitly choose between Debit or Credit for EMV card transactions.
2. The Manual Loyalty ID soft key (or Cancel key press) behavior has been modified to act similarly to the Reward soft key on the DCR. The customer can select “Pay Inside” after loyalty if post-pay is allowed.

Loyalty

Multiple Loyalty IDs

Multiple loyalty IDs can now be processed by a single loyalty host inside and outside.

Prompting


The following two check boxes have been added to the Loyalty Configuration in Verifone Configuration Client to disable loyalty prompting at the terminal:

- Prompt on inside transactions
- Prompt on outside transactions

By default, these check boxes are enabled.

Mobile Payment

Using Credit as a Single Method of Payment

**NOTE**

This feature is only supported with Conexus 2.0 Mobile (It is not supported for Conexus 1.0).

The cashier no longer needs to ask the customer how they are paying for the item(s) when they are using a mobile payment application. The cashier is only required to press the Credit MOP key on the POS.

POS System

Software Installation Enhancements

1. The following improvements have been made to the Auto Upgrade process:
 - The OS will not be upgraded if not needed, therefore reducing downtime.
 - The history of Auto Upgrades will be retained on the system for troubleshooting purposes.
 - Optimized backup and restore technique when there is no database schema changed, therefore further reducing downtime.
2. A feature was created to automatically back up the store's data so that it can be restored if there was a need for a reload. This will improve store uptime, reduce technician time on site, and reduce the reliance on technicians to create manual backups with the SMS Import Export tool.

System Enhancements

1. As a security enhancement, the Verifone Commander will no longer support TLS CBC cipher suites. Please see the Bulletin "TLS Cipher Suites -- Release 55.02" for more information.
2. By optimizing certain aspects of memory usage, improvements were made to the Verifone Commander performance.
3. Verifone EVPAY software is now bundled with the Verifone Commander distribution and will be installed on Verifone Engage devices. Currently, Verifone ViperPAY software is bundled with the Verifone Commander distribution.
4. The Verifone Commander no longer sends T-Logs with timing data to C-Site Management.
5. Improvements were added to the POS Pairing feature to assist with Helpdesk troubleshooting efforts.

TruAge Mobile QR Code IDs

1. The Online Age Verification feature has been enhanced to support the TruAge Mobile QR Code IDs. This is a digital ID that customers can sign up to use in place of their physical ID. If TruAge needs to confirm the Mobile QR Code ID, the cashier may be prompted to scan the

physical ID that the customer signed up with. It is normally needed when a customer is activating their digital ID for the first time at a store.

2. Cashier will not be able to sell age restricted items to a customer that has a TruAge mobile QR code token if it is invalid. The response message is “Could not resolve the token” and the response code is ‘400’.

USB Scanners

USB scanners are now supported on the Verifone C18 Self Checkout and POS. The primary and secondary USB and also serial scanners are now configured in Verifone Configuration Client > Tools > Managed Modules. Currently, only the Zebra USB scanner is supported.

RESOLUTIONS

Verifone Configuration Client

1. Verifone Configuration Client was allowing duplicate tank names in Fuel Configuration > Fuel Tanks tab. It was possible for the wrong tank to be assigned in the Fuel Products Configuration. This was corrected and now an error will display when a duplicate tank name is entered.
2. When a menu or PLU is added to a category in Self Checkout > Category Configuration, the description automatically fills the display name field. However, the auto fill only added 8-characters. This field allows 16-characters. This was corrected.
3. When apostrophes, slashes, or double quotes were used in a category name, the information was missing from the category configuration. This was corrected and double quotes and slashes cannot be used in the name, but apostrophes are allowed.
4. After performing an export of logs from the Verifone Commander, all of the department information was missing from the Verifone C-Site Management and Configuration Client. This was corrected.
5. If a user deletes the display name of a PLU on the menu configuration screen, and saves with the display name field left empty, “null” displays in the name field on the POS or Verifone Self Checkout. This was corrected and the display name field will remain empty on the POS or Verifone Self Checkout if the user leaves the field blank.

Verifone C-Site Management

When a loyalty program such as PCATS01 was disabled and then re-enabled in Verifone Configuration Client, the cards were not added to the Verifone Cloud. This was corrected.

Verifone C18 Self Checkout

1. Verifone Self Checkout Global Configurations were not getting restored after an auto upgrade if Theme Color was not configured under Verifone Self Checkout Global Configuration. This was corrected.
2. On Verifone Self Checkout and using the order menu function, if Help was pressed and the “Cashier will be with you shortly” message was dismissed, “Pick x Items” message disappeared. If the menu order screen was reengaged by selecting an item, the message will reappeared. This was corrected.
3. During a Verifone Self Checkout fuel prepay and the default price level was set to Credit and then the customer paid with cash MOP, an incorrect price level was given. This was corrected.
4. Black rectangle appears in top right of the Verifone C18 Self Checkout screen when switching from portrait to landscape orientation. This was corrected.
5. Restricted items in an Order menu were not prompting for ID Verification on C18 Self Checkout and the sale was able to be completed without an ID check. This was corrected and now an ID must be entered before proceeding.

Dispenser Card Readers

1. Occasionally, after inserting a chip card, the Gilbarco DCRs went to a black screen and then rebooted. This was corrected.
2. Wayne DCR prompts and messages were incorrectly recorded in the log file. This was corrected.

EPS System

1. When a loyalty transaction was declined and then retried with a different MOP and approved, the receipt was printed with the previous declined transaction details along with approved transaction details. This was corrected.
2. The POS was displaying approved when transaction failed. The PIN pad displayed a decline message. This was corrected and now a credit failure prompt will be displayed on the cashier screen.
3. During a Visa Fleet with Host Based Restriction transaction, the PIN pad displayed approved and then it was stuck at processing please wait and no message to the cashier on the POS. This was corrected and now the appropriate restriction message will be displayed to the customer.
4. DCR prompt displayed “Enter Data” instead of “Enter Purchase/PO Number” for a fleet card transaction. This was corrected.
5. The PIN pad was getting stuck on the “Please Remove Card” prompt screen for contact cards and “Please wait” for contactless cards. When the MOP function key was selected on the POS, the sale continued. This was corrected and now “Waiting For Cashier” message will be displayed.
6. A transaction was declined after Fallback and then a card swipe attempt. This was corrected and now the transaction will be approved in this scenario.

7. When Bar Code Scanning was selected for the second loyalty prompt, the DCR did not prompt for the Bar Code and continued to the fueling stage. This was corrected.
8. Fleet card transactions were not declined when the Cancel hard key was pressed on the PIN pad or DCR. A transaction canceled message displayed, but it continued to the next prompt. This was corrected and now the transaction stops immediately.
9. The PDL Download process was not completing even if the FTP server did not respond. Since the process was still active, it was preventing a new PDL download to start. The site was unable to download a new PDL. This was corrected by adding a time out after a specified time.
10. There were extra buffers created when a batch close was performed. This had the potential to occasionally cause an out of memory issue that resulted in transactions failing when trying to run transactions on the POS. Rebooting the Verifone Commander temporarily fixed the issue. This was corrected and the extra buffers will no longer be created during a batch close.
11. When there was a fuel prepay with loyalty alternate ID in a Verifone Commander E configuration and then paid with a VISA card, the PIN pad was stuck on “Processing Please Wait” message and the POS workstation displayed the “EPS Not Responding” message. This was corrected.

FoodService

The FoodService menu navigation buttons in Verifone C18 Self Checkout portrait mode at the bottom of the screen were overlapping receipt view area. This was corrected and now the button label text will be truncated with an ellipsis (three dots) if needed.

InComm FEP

Certain site-branded mag-stripe InComm cards were failing to activate or recharge with “Declined” message on the PIN pad and “E16 ISO Format Error” message on the POS. This was corrected.

Loyalty

1. In a loyalty transaction, there was a second Get Rewards Request that should have been transmitted with two loyalty IDs, but only contained one. This was corrected.
2. The dispenser was rolling back the price even though the customer selected ‘No’ at the loyalty prompt in a multiple prepay fuel rewards transaction. This was corrected and now multiple prepay fuel rewards handling will validate and apply each rewards individually.
3. When a loyalty card was used first and then a hybrid card was used as payment at the DCR, loyalty was not applied to the hybrid card. This was corrected and now loyalty will be applied to both cards.
4. With “Authorization on Total” enabled, prepay transaction initiated on the POS, Total key pressed, “Reward Customer Y/N?” displayed on the PIN pad, ‘Yes’ was selected, loyalty card swiped, loyalty code options displayed, and then the first reward key was swiped without selecting any options, this caused other loyalty FEPs to be displayed without the header “Swipe next Loyalty” and no continue key for the customer to go ahead with the payment option. It was also occurring outside at the DCR. This was corrected.

5. After entering multiple loyalty cards followed by inserting an EMV card, the DCR displayed the “Card Not Allowed Now, Use Reward Card To Apply Rewards” message and then the transaction was declined. This was corrected.
6. Hybrid loyalty cards were not being finalized with the host. The receipt prints “Thanks for Shopping with us Enjoy Your Rewards come back soon” and “Discount From”, but the details were missing. This was corrected and now the finalize reward request is sent for the Hybrid cards.
7. The Total Loyalty discount which contains multiple discount displayed only the first PPG discount. Also, the Loyalty Report was only reporting the first PPG discount in a multiple discount transaction. This was corrected and now all discounts will be displayed and reported.
8. The space was missing between the colon and card number in the receipt for a loyalty card. This was corrected and a space was added.

POS System

1. Occasionally, the Auto Upgrade failed at “Comm Check Stage-1”. This was corrected and now the Auto Upgrade is successful.
2. In the 55.00.00 release, the PLU values for import/export were changed to allow only true or false values. When a back office partner sent PLU data to the Verifone Commander with configuration values set to yes or no instead of true or false, it would cause the import to fail. This was corrected and now the system can handle the back office PLU parameter values set to yes or no along with the existing true or false values.
3. POS Help > Home page was not loading when navigating from About > Home and Support > Home. This was corrected.
4. When a DVR was used on a Verifone C18 in POS mode, the data was overlaying correctly on the video stream. However, when the terminal was switched over to Self Checkout mode, the overlay stopped. This was corrected.
5. When the car wash menu was selected on the POS, a “Period Close in Progress” pop-up message displayed. This was corrected.
6. The user was unable to use the keyboard after an age restriction prompt. After an age restriction prompt was completed, the keyboard was not unlocked and still only allowed numbers and the enter key to be pressed until another function was performed via the touchscreen. This was corrected.
7. An error occurred when sending T-Logs from the Verifone Commander to C-Site Management. This had the potential to cause an out of memory issue that resulted in logging to stop on the Verifone Commander. This was corrected.

Reports

Taxes were not displaying in the Tax Reports when the tax name size was more than 10 characters and included a special character. This was corrected and the tax name will be truncated in the report if it has more than 10 characters.

Sales

1. When logging into the POS, it was getting stuck on the “Sales Functions Initializing” screen. This was corrected.
2. When pressing the close (X) button in an order menu or menu chain, the user was brought to the cancel confirmation screen. On this screen, there was a back button. When the back button was pressed, it did not take the user back to the previous screen, but forward one screen. This was corrected.

FEP Specific Changes

Chase FEP

Enhancement

EMV EBT cards as Fallback

Support was added to process EMV EBT cards as Fallback to Mag-stripe.

Chevron FEP

Enhancement

DigiCert Certificates

Fingerprint certificates were removed from the POS so that the EPS can obtain DigiCert certificates from the Truststore Server of the EDGE box.

Resolutions

1. The EPS was sending the original amount instead of partial approved amount in reversal request. This was causing a batch out of Balance issue. This was corrected.
2. The “Acct/Card” label was not printed on the receipt for a refund transaction. This was corrected.
3. When attempting to change and save any value at Verifone Configuration Client > Payment Controller > EPS Configuration > Chevron Configuration, it displayed “Processing” and then it reverted back to its original saved value. This was corrected and now it will save the changed value.
4. When performing a sale or prepay transaction with a Gift Card, the customer copy receipt printed as expected, but the “Merchant Copy” label was missing from the receipt. This was corrected.
5. The loyalty prompt after payment on the Gilbarco FlexPay 2 and 4 DCR was attempting to add the word “Reward” after the program name that was resulting in the text being displayed as “CHEVRON AND SAFEWAY REYES/NO” instead of “CHEVRON AND SAFEWAY REWARD YES/NO”. This was corrected.

HPS FEP

Resolutions

1. When the expiry date was entered for an EBT transaction, the default '0000' value was sent to the host instead. It was declined with response code 107. This was corrected and now the EBT transaction will be successful.
2. The configuration message was not being sent to the host after an auto upgrade. This was corrected and now it will be sent automatically after 90 minutes.

Phillips 66 FEP

Resolutions

1. When a batch close was performed and the FEP resent all completions, the Request to Balance (RTB) was not including user and EMV data in WEX EMV transactions. The batch was not closing and causing chargebacks. This was corrected.
2. The transaction date and time was not matching the dates and times in the preauthorization, completion and data collect messages of SVS fueling transactions. This was corrected.
3. The preauthorization was not matching the WEX card number provided in the completion message. This resulted in a transaction posting to a terminated card. Also, Fallback transactions were not displaying an odometer for the preauthorization and the Driver and Vehicle number was not matching between preauthorization and completion messages. These were corrected.
4. When split tender was used with multiple cards inside on the POS, only one card printed on the completion receipt. This was corrected.
5. After a fresh install of software, the system is asking to Close Day in order to apply the EMV PDL. This was corrected and now the EMV PDL will be applied without closing the day on fresh installs.

Rapid Connect FEP

Enhancements

EMV EBT cards as Fallback

Support was added to process EMV EBT cards as Fallback to Mag-stripe.

ExxonMobil DCR Logo

Sites can now choose between an Exxon or Mobil DCR logo. The logo selection is available exclusively on Gilbarco M7 and Wayne iX Pay 1 and iX Pay 2 DCRs.

Fleet Card Certification and Support

NOTES



Fleet cards are currently certified for M400, P400, Bennett, Gilbarco, Invenco, and Wayne devices (See the DCR firmware section for minimum versions).

Card support has been added to the Buypass (Fiserv) distribution for EMV WEX and Visa Fleet 2.0 and host-based restrictions, EMV Fuelman cards, EMV contactless refund transactions, EMV contactless support for JCB, formerly known as Japan Credit Bureau, and China Union Pay (CUP), and Visa Fleet 2.0 support for non-capable and non-certified devices.

Sunoco DCR Color Logo

Color logo support has been added for Sunoco on Gilbarco M7 and Wayne iX Pay1 and iX Pay 2 DCRs. Support will not be available for other DCRs such as Gilbarco M5, Wayne Anthem, Bennett, and Invenco.

Sunoco LAN Configuration

The LAN Configuration settings have been customized for the Brand selection “Sunoco” in the Buypass distribution. Fiserv and Sunoco Incomm device specific routes have been added to the Local Area Network (LAN) Configuration.

Resolutions

1. When the Host Based Discount download was sent, it started the FBSeq as ‘0001’ instead of ‘0000’. This was corrected and now the first packet will be sent with ‘0000’.
2. After TAVE registration, the Update Settings or Advance DDK was not sent to EPS, but after a DCR Driver Initialization, the commands were sent successfully. This was corrected and now the Update Settings and Advance DDK commands are now sent.
3. For Marathon, after the DCT configuration download, the system was creating multiple duplicate entries for the Universal MasterCard Fleet card in the card table. This was corrected.

4. A signature line was being printed on the bottom of the receipt for Fallback transactions in the ExxonMobil and Sunoco brand selections. Also, the signature line was not being printed for small credit transactions. This was corrected and a validation was added to print the signature line only when needed.
5. Manual entry of PCI cards were matching with different Card Type Indicator (CTI) that had manual entry flag as 'M' and prompting for cash advance. This was corrected.
6. ValueLink gift cards with 16-digits and 19-digits were failing unrestricted refund transactions. This was corrected.
7. The socket connection used for the network was dropped and there was no recovery process for certain scenarios. It caused transactions not to complete with the host. This was corrected and now the system will reconnect if dropped.
8. A customer was able to get an approval for a cash advance on a commercial fleet card without a fuel prepay. The site allowed cash without sales. This was corrected and now a fuel sale is required before the cash advance.

VAPS FEP

Enhancement

Network Reports

The text “Contact Network Provider” has been added to the Batch Detail Report, Network Report and Exception Report for batches that are in a stuck state.

Resolutions

1. When split tender was used with multiple cards inside on the POS, only one card printed on the completion receipt. This was corrected.
2. The transaction date and time was not matching the dates and times in the preauthorization, completion and data collect messages of SVS fueling transactions. This was corrected.
3. The preauthorization was not matching the WEX card number provided in the completion message. This resulted in a transaction posting to a terminated card. Also, Fallback transactions were not displaying an odometer for the preauthorization and the Driver and Vehicle number was not matching between preauthorization and completion messages. These were corrected.
4. After a fresh install of software, the system is asking to Close Day in order to apply the EMV PDL. This was corrected and now the EMV PDL will be applied without closing the day on fresh installs.

Verifone EPS FEP

Enhancement

Merchandise and Fuel Prepays

Merchandise is now allowed with a fuel prepay transaction. The product check has been removed when processing the fuel prepay for card preauthorization when using the Payware FEP.

What's New In Release Version: 55.01.01

FEP Specific Change

Rapid Connect FEP

Resolution

The socket connection used for the network was dropped and there was no recovery process for certain scenarios. It caused transactions not to complete with the host. This was corrected and now the system will reconnect if dropped.

What's New In Release Version: 55.01.00

NEW FEATURES AND ENHANCEMENTS

Verifone C18 Self Checkout

Delayed ID Check

Delayed ID Check is now supported on Verifone C18 Self Checkout. An identification card can now be scanned by an employee at any time during a transaction prior to checkout when an item requires age verification. After scanning or entering the item, a prompt displays "This item requires Age verification. The cashier will assist you shortly. Meanwhile, you can continue adding other items."

Verifone Configuration Client

Menu Configuration

1. The Configuration Client Menu form has been enhanced to make creating menus easier. Users can now see all the menu names in the left column, duplicate existing menus, move PLU and menu position using click and drag functionality, and add multiple PLUs using the PLU search functionality.
2. The maximum number of menus increased from 500 to 1000 in Verifone Configuration Client.
3. A note field has been added to the Verifone Configuration Client > Menu Configuration so that the user can add details or a description for the menu. This feature is only displayed within Configuration Client and not on the POS or Verifone Self Checkout.

Login Security

1. Improved handling of failed attempts for Commander Configuration Client Login.
2. The Challenge Questions at login can no longer be skipped in Verifone Configuration Client. The questions must be set up before proceeding.

Dispenser Card Readers

Logo

An option to allow logo selection has been added to the DCR Configuration in Verifone Configuration Client.

Loyalty

A customer can now use their hybrid loyalty discount even when using one of the force payment options on the DCR.

Secure Prompts

1. The following three secure prompts were added to Gilbarco and Wayne DCRs:
 - Enter Addl Fleet Data
 - Enter Maintenance ID
 - Enter Trailer Hours
2. The following two secure prompts were added for Gilbarco DCRs:
 - Enter Employee Number
 - Enter Work Order Number

EPS System

Force PIN Entry for Cashback

The Force PIN Entry for Cashback default is now set to Enabled (checked) and is not allowed to be Disabled (unchecked). The parameter is located at Verifone Configuration Client Payment Controller > EPS Configuration > Payment Controller > EPS Configuration > EPS Global Configuration > EPS tab > Cashback section.

Loyalty

Enablement

1. The “Loyalty Enabled” option in POS Configuration is now read-only. It will accurately display the status indicating whether a loyalty FEP is active based on an automated data exchange with the EPS. Users are restricted from making changes to this field through Verifone Configuration Client or Back Office.
2. The “Enable Card Type for Loyalty” option in Loyalty Card Configuration will now appear grayed out. Loyalty Hybrid card functionality, if desired, may be enabled manually using the

“Loyalty Card Configuration” tab or downloading a Card Table from a VIPER table partner. Users are restricted from making changes to this field through Verifone Configuration Client or Back Office.

Mobile

NACS Product Code and Fuel Grade ID

The NACS Product Code will now be sent in the mobile message instead of the Fuel Grade ID.

POS System

Hard Disk Drive

Verifone Commander hard disk drive notifications will now be reported on the POS alarm line and to the transaction journal.

POS Screen Settings

Verifone Commander system screensaver and brightness settings will now be backed up and restored after an auto upgrade.


Site Assets Data

PIN pad and Site ID details have been added to the Site Assets Data.

Sales

Age Restriction Items

Additionally, Self Checkout and POS now support the ability to sell multiple types of age restricted items in the same transaction. If additional ID details are required, the system will prompt for them.

NOTE  With these changes, the Rule Manager action “Apply ID Check” is no longer supported.

RESOLUTIONS

Verifone C18 Self Checkout

Images

When images were uploaded and then assigned to either menus or PLUs, they were stretched and not keeping the aspect ratio that was used in the original file on Verifone Self Checkout. This was corrected.

Dispenser Card Readers

1. When the DCR unexpectedly lost the arming while in BUSYON, this caused it to transition into IDLEON causing a lockup. DCR initialization did not correct the problem. The Verifone Commander had to be rebooted. This was corrected and if the DCR unexpectedly loses the arming while in BUSYON, it will now transition into STOP rather than IDLEON.
2. Mastercard contactless transactions were declining on Gilbarco CRINDs. This was corrected.
3. When an invalid value was entered for a card with dynamic prompting at the DCR, it was prompting more than three times. This was corrected and the flow will terminate after three attempts.
4. When the DCR parameter “Approve All Sales” was enabled, the pump authorization for the second and any additional fuel products selected were not correctly using the original fuel product detail created. It was creating a new fuel product detail and not retaining the expected individual fuel grade limits provided from the host. This was corrected.

EPS System

1. When a chip card was inserted incorrectly three times and then prompted to swipe multiple times, the runway lights were off and the cashier was prompted to manually enter the account information. This was corrected and after three bad attempts to read the card, the PIN pad displays waiting for cashier and then the cashier enters the card data.
2. Indoor transaction with a CDCVM still prompted for ZIP Code. This was corrected.
3. PIN pad was getting stuck at the “Reward Customer Yes/No” prompt when the Cancel soft or hard key was used. The “Waiting for Cashier” message was not displayed. If the MOP key on the POS was pressed, the transaction continued. This was corrected.
4. Mobile Service was logging in as POS version 1.00.00 and it was overwriting the correct version in the network batch. This was corrected.
5. For VISA Fleet transactions, Addl Fleet data 1 and Addl Fleet data 2 prompts were displayed as Addl Fleet data twice. This was corrected and now they are displayed as Addl Fleet data 1 and Addl Fleet data 2 so that user can distinguish between the prompts.
6. Fuelman EMV C4 Card was not prompting for ID Number and Job Number. Odometer and Driver ID were prompted and the transaction was approved. This was corrected.
7. There were extra buffers created when a batch close was performed. This had the potential to occasionally cause an out of memory issue that resulted in transactions failing when trying to run transactions on the POS. Rebooting the Verifone Commander temporarily fixed the issue. This was corrected and the extra buffers will no longer be created during a batch close.
8. EMV Debit cards were declining on the first insert, but approving on the second insert for the following transaction types:
 - Swipe Ahead disabled
 - No Loyalty in transaction
 - Cashier pressed “Total and then pressed the “Cards” MOP key
 - Customer inserted card and then selected cashbackThis was corrected.

9. The “Split Tender Not Allowed” message displayed on the PIN pad for all transactions. This was corrected.
10. Network body was not printed in the receipt for fallback preauthorization transactions. This was corrected.

Incomm

A blank line was displaying in the middle of Incomm MSR receipts. This blank line was removed.

Loyalty

1. When there was a loyalty line item discount for the entire fueled amount, it was presented as a canceled preauthorization and caused loyalty not to finalize the rewards. This was corrected.
2. After upgrading to Release (Base) 54.02.00, loyalty could only be entered with Alternate ID. When a card was swiped or scanned, the “Invalid Card” message displayed. This was corrected.
3. Loyalty Reports were not displaying transactions if the loyalty program name contained an apostrophe. This was corrected and now the reports can handle apostrophes and double quotes in the loyalty program name.

Mobile

1. Mobile Payment at the DCR was not working when Full Service Attendant and Require Attendant Card were both enabled. This was corrected.
2. When trying to pull the mobile reports, the POS was displaying the “Mobile Service Unavailable” message. This was corrected.
3. Mobile Transactions were not displaying on the Terminal Batch Loyalty Detail Report. This was corrected.

POS System

1. In the 55.00.00 release, the PLU values for import/export were changed to allow only true or false values. When a back office partner sent PLU data to the Verifone Commander with configuration values set to yes or no instead of true or false, it would cause the import to fail. This was corrected and now the system can handle the back office PLU parameter values set to yes or no along with the existing true or false values.
2. It was possible for the Verifone Commander to get stuck at “A2” on the 7-segment status display following an attempted Auto Upgrade to B53.41.02. This was corrected for future upgrades.
3. When trying to open the Verifone Configuration Client on the POS, it was possible for the POS terminal to intermittently get stuck on the “Loading Application” screen and had to be manually rebooted. This was occurring on the Topaz, Ruby2, and C18. This was corrected.
4. Occasionally, the Auto Upgrade failed at “Comm Check Stage-1”. This was corrected and now the Auto Upgrade is successful.

5. No alarm sounds were sent to the POS for functions such as the audible help message or dispensers calling in. This was corrected.
6. When a single letter was given to a credit card for an abbreviation in the Verifone Cloud, the Verifone Commander was displaying an error. This was corrected.
7. Back Office software was unable to process reports due to a date format change. This was corrected by reverting back to the original date format.

Proprietary Fleet

For Verifone Commander E installations, when the proprietary fleet host was not providing product codes in the response message, the Verifone Commander E was removing all product codes obtained from the Card Preauthorization request's sales item lines. This caused the third-party POS not to approve the proprietary fleet card transaction. This was corrected and now when proprietary fleet host does not return products codes in the response message, the Verifone Commander E will retain the existing sales item product codes from Card Preauthorization request.

Reports

Cashier number was not printed in the PLU Exception Report. This was corrected.

Sales

1. For an Age Verification transaction, when an item with "Bypass ID Check" was added first and then an item with "Force Scan/Swipe Only" was added second, the POS displayed "Purchase not allowed" for the second item. This was corrected.
2. On the POS, if the numeric keypad was displayed and an age restricted item was attempted to be sold requiring an ID to be scanned, the cashier could press OK on the numeric keypad and it would prompt for manual entry of the DOB. The POS should have displayed a message that item could not be sold. This was corrected.
3. The PIN pad was displaying the "POP DIAG Err" message followed eventually by a POS register lockup when performing transactions. The PIN pad had to be rebooted to clear the message. This was corrected.

FEP Specific Changes

HPS FEP

Resolutions

The following JCB/UP Certification issues were corrected:

- The Data Element (DE) 22.8 value was incorrect for PIN bypass transactions.
- The Data Element (DE) 22.10 value was incorrect for contactless transactions.
- The Data Element (DE) 48.14 value was incorrect for Debit transactions.

NBS FEP

Enhancement

Fuelman

EMV Fuelman cards are now supported for the NBS distribution.

Resolution

When the Verifone Commander received a “Denied 01” action code from the host, it was not capturing the optional host message and displaying at the DCR. This was corrected and now the optional message is displayed.

Rapid Connect FEP

Enhancements

Marathon Brand

1. The Marathon brand has been added as an install option in the Buypass distribution using Fiserv DCT.
2. For the Marathon Configuration in the Buypass Distribution, the Automatic End Of Day (AEOD) parameter will be editable, but disabled by default.

TAVE

1. A new feature has been implemented for TAVE to allow different brand information in a mixed indoor and outdoor terminal environment. Also, the user can define specific communication settings for outdoor terminals, including TAVE message types and relevant configurations.
2. Inside and outside TAVE brand default values can now be configured under Verifone Configuration Client > Payment Controller > EPS Configuration > Buypass Configuration.

Valero

The following configuration defaults have been updated for the Valero Buypass Distribution located at Verifone Configuration Client Payment Controller > EPS Configuration > Buypass Configuration > Admin Messages:

- Send Fuel Sale XML to Enabled (checked) and is not allowed to be Disabled (unchecked)
- Send Site Asset As XML to Enabled (checked) and is not allowed to be Disabled (unchecked)
- Send Site Asset As CSV to Disabled (unchecked) and is not allowed to be Enabled (checked)

Resolutions

1. If a dispenser is configured to be unattended, the setting was not sent with the preauthorization, but the “attended” setting was sent. This was corrected.
2. When a new BIN file that excluded 8-digit BINs was received and loaded for a TAVED Gilbarco M5, Debit Network Alliance cards were failing with a Try Again PIN error message. This was corrected.
3. The site was unable to do refunds when a gift card was used for payment in a transaction. The “Invalid TOR” message was displayed. This was corrected.
4. Sites were experiencing reversals after successful completion of transactions, and then a decline after the reversal. This was corrected.
5. TCH Fleet cards were displaying as declined on the PIN pad. This was corrected.

Verifone EPS FEP

Enhancement

Country Install Options

New install options have been added to the Verifone Commander software for the Aruba, Suriname, Anguilla, and Guyana countries.

WorldPay FEP

Resolution

The user was unable to open the Incomm Reports at EPS Network Reports > EPS Secure Reports. A failure message was displayed. This was corrected.

What's New In Release Version: 55.00.01

RESOLUTIONS

Dispensers

When “Approve All Sales” was enabled, it was incorrectly copying the individual limits from the current fuel product detail. When transitioning from the first fuel grade dispensed to the additional fuel grade(s) to dispense, the second and additional grade limits were not being used during this process. When Approve All Sales was not enabled, there was not an issue observed with the individual fuel grade limits being used. This was corrected and now the second and additional grade limits will be used if present in the transaction.

Dispenser Card Readers

Mastercard contactless transactions were declining on Gilbarco CRINDs. This was corrected.

EPS System

EMV Debit cards were declining on the first insert, but approving on the second insert for the following transaction types:

- Swipe Ahead disabled
- No Loyalty in transaction
- Cashier pressed “Total” and then pressed the “Cards” MOP key
- Customer inserted card and then selected cashback

This was corrected.

POS System

1. No alarm sounds were being sent to the POS for functions such as the audible help message or dispensers calling in. This was corrected.
2. When trying to open the Verifone Configuration Client on the POS, it was possible for the POS terminal to intermittently get stuck on the “Loading Application” screen and had to be manually rebooted. This was occurring on the Topaz, Ruby2, and C18. This was corrected.
3. It was possible for the Verifone Commander to get stuck at “A2” on the 7-segment status display following an attempted Auto Upgrade to B53.41.02. This was corrected.

Mobile

Mobile Transactions were not displaying on the Terminal Batch Loyalty Detail Report. This was corrected.



What's New In Release Version: 55.00.00

ENHANCEMENTS AND NEW FEATURES

Release (Base), Suite, and FEP Version Alignment

Starting with Release (Base) 55.00.00, the Distribution Suite and FEP version have been updated to align and, in most cases, have the same version as the Base version.

OS Update

Starting with Release (Base) 55.00.00, the Verifone Commander and POS Workstations will now share one common OS with SELinux (Security-Enhanced Linux).

Verifone C18 Self Checkout

Cash Recyclers

Alarm line notifications were added for when a cash recycler is low or out of cash. It also will display an alarm line when it is offline from the C18 Self Checkout.

Inactivity Timer

When using Verifone Configuration Client on Verifone C18 Self Checkout, the inactivity timer was increased to five minutes.

Verifone Cloud

C-Site Management

1. PLU Configuration can now be sent from C-Site Management.
2. Sales Configuration can now be sent from C-Site Management.
3. A manager of merchant loyalty programs will now be able to give up admin rights to a particular loyalty program so that another type (Major oil vs Merchant) can manage the program. This feature is intended primarily as a “self-management” process to allow administrators to work out ownership rights for loyalty programs.
4. When a site that has been onboarded to the Cloud is deleted using the Verifone Cloud Admin Portal, the loyalty programs that are associated with that site will be removed.
5. Loyalty operations performed by Petro Site Administrators or Major Oil Administrators using C-Site configuration tools will be reflected at the applicable sites and can be viewed by a Verifone Configuration Client user.
6. The ability to configure fuel prices from C-Site Management has been added.

Dispenser Card Readers

Color Logo

1. Color logos are now supported on Gilbarco M7. In order to display the color logo, the “Verifone” option ‘1’ needs to be selected on the Gilbarco M7 located at SYSTEM MENU > APP CONFIGURATION > CRINDBIOS > DISPLAY > PERSONALITY after software installation for each CRIND. This feature is not supported on the Gilbarco M5.
2. Color logos are now supported on Wayne DCR types.
3. Gilbarco DCR Logo sizes were increased across the various sized screens.

EPS System

EMV Cards

Chip based approvals are no longer supported for EMV cards.

Loyalty

Soft Keys

The following soft key verbiage has been updated for loyalty transactions:

- The indoor soft key has been changed from “I am Done” to “Continue.”
- The outdoor soft key has been changed from “Done” to “Continue.”

Reports

Loyalty Reports

The “Loyalty Report” name has been changed to “Loyalty Discount Report.”

RESOLUTIONS

Verifone C18 Self Checkout

User was unable to access the Glory cash recycler browser through the POS. The error message “Your Internet access is blocked” displayed. This was corrected.

Dispensers

When two fuel sales were on different fuel positions in the same postpay transaction, the Fuel Position ID was displaying the same for both items. This was corrected.

Dispenser Card Readers

1. When performing an outside prepaid transaction with loyalty at the DCR, Charity was prompted even if payment failed. This was corrected.
2. Technical Fallback was not being reported for Outdoor EMV transactions. This was corrected.
3. When a customer inserted an EMV card and pressed a soft key at the same time on Wayne Anthem DCR, it caused a network reject. This was corrected and now the transaction will be rejected by the Verifone Commander.
4. "Enter Data" was prompted instead of "Enter PIN" for contactless PIN transactions when PIN bypass was enabled for the card on Wayne DCRs. This was corrected.

EPS System

1. Contactless EMV transactions with loyalty were sent with entry mode of swipe. This was corrected.
2. Receipts were not printing for EBT Manual Entry transactions. This was corrected.
3. When using Debit for Merchandise, the transaction failed after entering the Cashback amount, but if the cashier pressed Total and the customer went back through the Cashback prompt, the transaction completed successfully. This was corrected and now the transaction completes the first time.

Loyalty

1. Mobile Transaction details were not displaying in the POS Loyalty PPU Transaction Detail Report and Terminal Batch Loyalty Detail Report. This was corrected.
2. When receiving multiple loyalty requests in a 15 second window, the system would lock up for about 15 minutes. This was corrected.

POS System

1. Sites were seeing intermittent slowness issues when making selections on the Topaz 410 units. When a button was pressed, it took several seconds before the selection displayed. This was corrected.
2. The user was unable to perform a fuel sale or period close after the completion of an auto upgrade until the Verifone Commander was rebooted. "Site Pause" was in the enabled mode and displayed on the POS. This was corrected and now the user will be able to perform period close and a fuel sale. Fuel Site Pause will be disabled after the auto upgrade.
3. The POS Pairing process may take up to two additional minutes to complete while "Processing, please wait..." is displayed on the POS workstation screen. Do not reboot the POS while this message is displayed.

Sales

1. Alphanumeric Keypad was not present when In-House account was selected. This was corrected the now the keypad will display.
2. If the Verifone Commander EF rebooted while fueling was in progress, the sale came due inside and then displayed as being stuck on Third Party POS. This was corrected and now the POS will not get the due sale in this scenario.

FEP Specific Changes

Phillips 66 FEP

Enhancement

China Union Pay (CUP) and Japan Credit Bureau (JCB) cards

China Union Pay (CUP) and Japan Credit Bureau (JCB) card support is enabled by the Heartland Payment Systems EPDL.

Resolutions

1. When zero dollar approval was returned from the host, the sale was not declined. The customer was prompted to use the zero balance. This was corrected and the customer will not be prompted to use the zero dollar value.
2. The contents of the indoor receipts were not correctly aligned. This was corrected and now they are aligned.

Rapid Connect FEP

Resolutions

1. There were formatting line issues in the EPS Network Report > Host Discount Table. This was corrected.
2. Food Stamps displaying as EF-(Info) with negative amounts on the EPS Network Report. This was corrected.
3. When a new BIN file that excluded 8-digit BINs was received and loaded for a TAVED Gilbarco M5, Debit Network Alliance cards were failing with a Try Again PIN error message. This was corrected.
4. Site was unable to close with network during a Day Close Report due to local totals not being logged. This caused negative counts. This was corrected and now the local totals are logged and the counts are no longer negative.

VAPS FEP

Enhancement

China Union Pay (CUP) and Japan Credit Bureau (JCB) cards

China Union Pay (CUP) and Japan Credit Bureau (JCB) card support is enabled by the Heartland Payment Systems EPDL.

Verifone EPS FEP

Resolution

Transaction numbers were exceeding 6-digits and were not settling after Store and Forward. This was corrected.

WorldPay FEP

Resolution

The user was unable to open the Incomm Reports at EPS Network Reports > EPS Secure Reports. A failure message was displayed. This was corrected.

Installation Options

Supported Verifone POS Terminals

- Verifone C18
- Verifone Ruby2
- Verifone Topaz XL (410)

Installation Documentation

See the following documents when installing the Verifone Commander or RubyCi.

Verifone Commander

- Verifone Commander Implementation Guide
- Verifone Commander Hardware Installation Guide

Verifone RubyCi

- Verifone RubyCi Hardware Installation Guide
- Verifone RubyCi Implementation Guide

Verifone Commander or RubyCi

- Verifone Commander Software Installation Guide
- Verifone Commander Network Configuration Guide

Customer Provided Documentation

When installing or configuring the Verifone Commander and POS systems, see the customer provided documentation on the Premier Portal at [Manage > Petro Downloads > Commander & RubyCi > Commander Software Suites, Release Notes and Documentation > Customer Documentation](#) areas.

Dispenser Manufacturers Supported by Processor/Brand

These are the dispenser manufacturers supported by Processor or Brand.

Processor/Brand	Bennett	Gilbarco	Invenco	Tokheim	Wayne
BP	Yes	Yes	Yes	Yes	Yes
Bypass	Yes	Yes	Yes	Yes	Yes
Chase	No	Yes	No	Yes	Yes
Chevron	No	Yes	No	Yes	Yes
CITGO	Yes	Yes	Yes	Yes	Yes
ExxonMobil	Yes	Yes	Yes	Yes	Yes
Gulf	Yes	Yes	Yes	Yes	Yes
HPS	Yes	Yes	Yes	Yes	Yes
Marathon	Yes	Yes	Yes	Yes	Yes
NBS	No	Yes	Yes	Yes	Yes
Phillips 66	Yes	Yes	Yes	Yes	Yes
Shell	No	Yes	Yes	Yes	Yes
Sunoco	Yes	Yes	Yes	Yes	Yes
Valero	Yes	Yes	Yes	Yes	Yes
Verifone EPS (LAC)	Yes	Yes	Yes	Yes	Yes
WorldPay	Yes	Yes	Yes	Yes	Yes

MSD Contactless No Longer Supported by Release

These are the distributions that no longer support MSD Contactless at a specific release level and higher.


Distribution	MSD Contactless Not Supported
Byypass	53.41.00 and Higher
Chase	54.00.00 and Higher
Chevron	54.00.00 and Higher
HPS	53.41.00 and Higher
NBS	54.00.00 and Higher
Phillips 66	53.41.00 and Higher
Shell	53.41.00 and Higher
VAPS	53.41.00 and Higher
Verifone EPS (LAC)	53.41.00 and Higher
WorldPay	53.41.00 and Higher

Fuel Hardware Peripherals Supported

Verifone requires use of at least the “Minimum Version” below. Customers must consult with the Dispenser manufacturer to determine optimal version as they may recommend or require a higher version.

Dispensers Supported

Gilbarco Dispensers		
Dispenser	Description	Minimum Version
Encore 700	Pump Control Node	2.9.42
Encore 500	Pump Control Node	1.8.30
Encore 300	Digital Valve	20.1.10
Encore 300	Digital Valve with Enhanced Security	20.2.24
Encore 300	Proportional Valve	10.1.10
Encore 300	Proportional Valve with Enhanced Security	10.2.23
MPD	Legacy	70.9.92
MPD	Modular Advantage	70.9.92
MPD-3	LCDs	54.3.10
MPD-3	SIDs	53.7
Selectable Blender	Modular Advantage	75.6.10


Notes	
<p>NOTE</p> 	<p>Gilbarco Pre-modular dispensers must be on a separate board and as such are not supported with Verifone RubyCi, as there is only one connection out for fuel.</p>

Dispensers Supported (Continued)

Wayne Dispensers		
Dispenser	Description	Minimum Version
Ovation	iGem	85
iX	iGem	85
Vista 3V	iGem	49
Vista 2V	Dispenser	14
Vista 1V (See first note below)	Dispenser	49
Vista	Dispenser	See second note below
SC-82	Dispenser	See second note below

Notes


NOTE



For Model V490D1/U (Vista 1V), the version must be 47.

The dispenser must be programmed as one of the following types: Type 1, 2, 30 or 40. Verifone Commander will not support the dispenser programmed as any other type, including Types 3 through 29.

Dispenser Interfaces

NOTE  The Verifone Commander Forecourt Interface Box communicates directly with Wayne, Tokheim, and Gilbarco dispensers.

Dispenser/Interface	Supported: Yes/No	Minimum Version	Notation
Bennett			
DOSPIB	No		
515	Yes	v6.20	
			Supports PPU Discounting with Bennett 515 interface box, firmware v.507
			Supports PPU Discounting with Bennett 515 interface box, firmware v.507
Yes	v6.27		Supports Bennett SPM with Bennett 515 interface box with version v.6.20 Supports PPU Discounting
Tokheim			
DHC	Yes	v6.17	Supports PPU Discounting
VXDHC	Yes	v4200.03.09	Supports PPU Discounting
Dresser/Wayne			
CPU	No		Uses the Verifone Commander Forecourt Interface
PIB	No		
Fusion	No		
HyperPIB	No		
Arbitration Board	No		
Gilbarco			
Legacy PAM 1000	No		Uses the Verifone Commander Forecourt Interface
PAM 1000	No		
PAM 5000	No		
SMART Connect	No		

Dispenser Card Readers — Supported Options


Verifone requires use of at least the “Minimum Version” below. Customers must consult with the Dispenser Card Reader manufacturer to determine optimal version as they may recommend or require a higher version.

Bennett

NOTE  See <https://www.vfne.co/verifone-petro-emv-updates> for Outdoor EMV Implementation Status updates.

Bennett: SSP (Simply Secure Payment)	
EMV Support	
EMV Contact	Certified
EMV Contactless	Certified
Supported Options	Minimum Version
Visa Fleet 2.0 / WEX 4.1 Support	XXXXXX.10.10.11
EMV	XXXXXX.10.10.07

Notes

NOTE  The "XXXXXX" number is based on hardware revision.
 Upgrade to EMV version XXXXXX.10.10.09, if the site is experiencing “Remove Card” message remaining on the display after the card has been removed until timeout.


Bennett: DCA

Supported Options	Minimum Version
Non-debit	N/A


Debit

Non-debit	N/A
-----------	-----


Notes

NOTE  Cash Acceptors, Debit, Graphics, SDES, TDES, and Master Session are not supported.

Bennett (continued)

Bennett: DCT (Verifone Everest Card Reader)	
Supported Options	Minimum Version
Debit	
Non-debit	1.02.02
SDES (DUKPT)	1.02.02
Notes	
NOTE 	Cash Acceptors, Graphics, TDES, and Master Session are not supported.

Dresser/Wayne

NOTE  See <https://www.vfne.co/verifone-petro-emv-updates> for Outdoor EMV Implementation Status updates.

When connecting the Commander Ethernet cable to a DCR Serial Converter for Outdoor EMV, the wires routed from the converter to the DCR must be twisted pair.

Dresser/Wayne: iX Pay 2, 3.1 Series

EMV Support

EMV Contact				Certified
EMV Contactless				Certified
EMV Status	Firmware	Contactless Reader	Contactless Reader Firmware	Contactless Build Revision
NFC Mode > Contactless	3.1.203.1260	C150S	26100A02	21031801
NFC Mode > Contactless Disabled	3.1.203.1260	C150S	26100A02	21031801
Visa Fleet 2.0 / WEX 4.1 Support	Firmware	Contactless Reader	Contactless Reader Firmware	Contactless Build Revision
NFC Mode > Contactless	3.1.207.430	C150S	26100A02	21122402
NFC Mode > Contactless Disabled	3.1.207.430	C150S	26100A02	21122402


Supported Options

Supported Options	Minimum Version
Cash Acceptors	N/A
Graphics	3.1.203.1260
Scanner	2D Zebra DS45

Debit

Non-Debit	3.1.203.1260
TDES	3.1.203.1260

Notes


NOTE  Jade board is recommended for outdoor EMV. Red board can be used if non-media site.

Cash Acceptors are not supported with EMV.


Prior to upgrade to Wayne EMV software, please check the minimum version with Wayne.

DSM, Secure CAT, SDES, and Master Session are not supported.


Dresser/Wayne (continued)

Dresser/Wayne: iX Pay 1, 2.8 Series				
EMV Support				
EMV Contact				Certified
EMV Contactless				Certified
EMV Status	Firmware	Contactless Reader	Contactless Reader Firmware	Contactless Build Revision
NFC Mode > Contactless	2.8.203.9	C150	2610EA02	21032201
	2.8.203.9	C150S_NP	2610FA02	21031901
NFC Mode > Contactless Disabled	2.8.105.109	C150	2610EA02	21032201
	2.8.105.109	C150S_NP	2610FA02	19020101
Visa Fleet 2.0 / WEX 4.1 Support	Firmware	Contactless Reader	Contactless Reader Firmware	Contactless Build Revision
NFC Mode > Contactless	2.8.205.9	C150	261EA02	21032201
	2.8.205.9	C150S_NP	2610FA02	21110301
NFC Mode > Contactless Disabled	2.8.205.9	C150	261EA02	21032201
	2.8.205.9	C150S_NP	2610FA02	21110301
Supported Options			Minimum Version	
Cash Acceptors			2.5.15.0	
Graphics			2.5.15.0	
Scanner			2.5.15.0	
Debit				
Non-Debit			2.5.15.0	
TDES			2.5.15.0	
Notes				
	NOTE Jade board is recommended for outdoor EMV. Red board can be used if non-media site.			
	Cash Acceptors are not supported with EMV.			
	Prior to upgrade to Wayne EMV software, please check the minimum version with Wayne.			
	DSM, Secure CAT, SDES, and Master Session are not supported.			


Dresser/Wayne (continued)


Dresser/Wayne: Anthem	
EMV Support	
EMV Contact	Certified
EMV Contactless	Certified
EMV	
Supported Options	Minimum Version
Contact/Contactless EMV	3.1.207.430
ANTX	1.20.4.130
Visa Fleet 2.0 / WEX 4.1 Support	
Supported Options	Minimum Version
Visa Fleet 2.0 / WEX 4.1	3.1.212.1130
ANTX	1.22.5.326
Notes	
<p>NOTE</p> 	<p>Cash Acceptors, Graphics, TDES, and Master Session are not supported.</p> <p>Prior to upgrade to Wayne EMV software, please check the minimum version with Wayne.</p>

Dresser/Wayne (continued)


Dresser/Wayne: Anthem (AX12, AX27)	
EMV Support	
EMV Contact	Certified
EMV Contactless	Certified
Debit	
Supported Options	Minimum Version
Contact/Contactless EMV	3.1.207.430
ANTX	1.20.4.130
Visa Fleet 2.0 / WEX 4.1 Support	
Supported Options	Minimum Version
Visa Fleet 2.0 / WEX 4.1	3.1.212.1130
ANTX	1.22.5.326
Notes	
<p>NOTE</p> 	<p>Cash Acceptors, Graphics, TDES, and Master Session are not supported.</p> <p>Prior to upgrade to Wayne EMV software, please check the minimum version with Wayne.</p>


Dresser/Wayne (continued)

Dresser/Wayne: iX — Blue Board	
Supported Options	Minimum Version
Cash Acceptors	1.3.8.0
Graphics	1.3.8.0
Scanner	1.3.8.0
Debit	
Non-Debit	1.3.8.0
TDES	1.3.8.0
Notes	
NOTE 	DSM, Secure CAT, SDES, and Master Session are not supported.


Dresser/Wayne: Ovation and Ovation 2 with qCAT	
Supported Options	Minimum Version
Graphics	206.00
Scanner	206.00
Debit	
Non-Debit	206.00
TDES	206.00
Notes	
NOTE 	Cash Acceptors, DSM, Secure CAT, TDES, and Master Session are not supported.

Dresser/Wayne (continued)


Dresser/Wayne: Vista3V	
Supported Options	Minimum Version
Cash Acceptors	103.00
Graphics	103.00
Scanner	103.00
BCB	5.1
Debit	
Non-Debit	103.00
TDES	103.00
Notes	
NOTE	DSM, Secure CAT, TDES, and Master Session are not supported.
	

Dresser/Wayne: Dual CAT	
Supported Options	Minimum Version
Cash Acceptors	103.00
Graphics	103.00
Scanner	103.00
BCB	5.1
Debit	
Non-Debit	103.00
TDES	103.00
Notes	
NOTE	DSM, Secure CAT, TDES, and Master Session are not supported.
	

Dresser/Wayne (continued)

Dresser/Wayne: Legacy CAT	
Supported Options	Minimum Version
Cash Acceptors	64.00
Graphics	64.00
Scanner	64.00
Secure CAT	2.01
Debit	
Non-Debit (not enhanced)	58.00
TDES	54.00
Notes	
NOTE 	DSM, TDES, and Master Session are not supported.

Gilbarco

NOTE  See <https://www.vfne.co/verifone-petro-emv-updates> for Outdoor EMV Implementation Status updates.

When connecting the Commander Ethernet cable to a DCR Serial Converter for Outdoor EMV, the wires routed from the converter to the DCR must be twisted pair.

Gilbarco: FlexPay IV (M7)

EMV Support

EMV Contact	Certified
EMV Contactless	Certified


Supported Options	Minimum Version
-------------------	-----------------

EMV (PCI DSS 5.0) Non-Fleet 2.0	52.12.45
EMV (PCI DSS 4.0) Non-Fleet 2.0	42.12.45
Fleet 2.0 Bundle Version (PCI DSS 5.0)	FPIVOPT_V05.13.10_US00.07
Fleet 2.0 Bundle Version (PCI DSS 4.0)	FPIVOPT_V04.13.10_US00.07
Fleet 2.0 VIPA	6.8.2.32
Graphics	42.05.11 - P609
Applause (Graphics)	42.05.11 - P609
Cash Acceptors	42.05.11 - P609
Scanner	
Contactless (RFID) with UX 400	42.05.11 - P609

Debit

Non-Debit	42.05.11 - P609
TDES	42.05.11 - P609


Notes


NOTE  If the site has FlexPay IV v42.11.47 or v52.11.47 and debit transactions are receiving an “INVALID PIN” response from the host, Gilbarco has corrected this with the v42.11.53 and v52.11.53 software releases.

Cash Acceptors are not supported with EMV.


GSM, SDES, and Master Session are not supported.

Gilbarco (continued)


Gilbarco: FlexPay II (M5)	
EMV Support	
EMV Contact	Certified
EMV Contactless	Certified
Supported Options	Minimum Version
EMV	3.6.06
Graphics	30.3.03
Cash Acceptors	30.3.03
Scanner	
Debit	
Non-Debit	30.3.03
TDES	30.3.03
Notes	
NOTE 	Cash Acceptors are not supported with EMV. Contactless (RFID), GSM, SDES, and Master Session are not supported.

Z80 Logic Board	
Supported Options	Minimum Version
Debit	
Non-Debit	50.2.4
Notes	
NOTE 	Cash Acceptors, GSM, Graphics, Scanner, Contactless (RFID), SDES, TDES, and Master Session are not supported.


Gilbarco (continued)


Encrypting PIN Pad (EPP) with Advanced GSM	
Supported Options	Minimum Version
Advanced GSM	See CRIND versions below.
Graphics	
Scanner	
Contactless (RFID)	
Debit	
SDES (DUKPT)	See CRIND versions below.
TDES	
CRINDs	
Advantage	62.6.10
Encore 300	62.6.10
Encore 500	3.1.50
Ecilpse	3.1.50
Notes	
<p>NOTE</p> 	<p>An Advanced GSM is not required if EPP is injected with the correct debit key. However, it can be used until the EPPs are injected with the correct debit key.</p> <p>Master Session and Cash Acceptors are not supported.</p> <p>Please contact your Gilbarco servicer for the correct setup of the EPP and the mapping of the keypad.</p>

Gilbarco (continued)


Advantage CRIND (Z180 Logic Board)	
Supported Options	Minimum Version
Cash Acceptors	60.9.40
GSM	
Graphics: Monochrome	609.40
Graphics: InfoScreen	609.40
Scanner	609.40
Contactless (RFID)	609.40
Debit	
Non-Debit	60.9.40
TDES	60.9.40
Notes	
<p>NOTE</p> 	<p>InfoScreen graphics are supported only in single-line mode.</p> <p>Version 60.7.30 is NOT supported for any mode.</p> <p>TDES and Master Session are not supported.</p>


Gilbarco (continued)

Encore 300	
Supported Options	Minimum Version
Cash Acceptors	60.9.40
GSM	
Graphics: Monochrome	609.40
Graphics: InfoScreen	609.40
Scanner	609.40
Contactless (RFID)	609.40
Debit	
Non-Debit	60.9.40
TDES	60.9.40
Notes	
<p>NOTE</p> 	<p>InfoScreen graphics are supported only in single-line mode.</p> <p>Version 60.7.30 is NOT supported for any mode.</p> <p>TDES and Master Session are not supported.</p>


Encore 500/Eclipse	
Supported Options	Minimum Version
Cash Acceptors	
GSM	
Graphics: Monochrome	
Debit	
Non-Debit	
SDES (DUKPT)	
Notes	
<p>NOTE</p> 	<p>Contactless (RFID), TDES and M/S are not supported.</p>


Invenco

<p>NOTE</p> 	<p>See https://www.vfne.co/verifone-petro-emv-updates for Outdoor EMV Implementation Status updates.</p> <p>Invenco / GVR DCR products have been rebranded as FlexPay 6. FlexPay 6 is not supported in all applications.</p>
--	---


Invenco: FlexPay 6 All-In-One 9" A2-09 (AKA, G6-400)	
EMV Support	
EMV Contact	Certified
EMV Contactless	Certified
Supported Options	Minimum Version
EMV Firmware (Non-Fleet 2.0)	3.2.21
EMV Adapter (Non-Fleet 2.0)	1.06.0159
EMV Firmware (Supports Visa Fleet 2.0 Support)	R3.2.28c
EMV Adapter (Supports Visa Fleet 2.0 Support)	01.08.0132
Notes	
<p>NOTE</p> 	<p>None.</p>

Invenco (continued)


Invenco: FlexPay 6 All-In-One 5" A1-05 (AKA, G6-300)	
EMV Support	
EMV Contact	Certified
EMV Contactless	Certified
Supported Options	Minimum Version
EMV Firmware (Non-Fleet 2.0)	3.2.21
EMV Adapter (Non-Fleet 2.0)	1.06.0159
EMV Firmware (Supports Visa Fleet 2.0 Support)	R3.2.28c
EMV Adapter (Supports Visa Fleet 2.0 Support)	01.08.0132
Notes	
NOTE 	None.

Invenco: FlexPay 6 Modular 15" M1-15 (AKA, G7-100)	
EMV Support	
EMV Contact	Certified
EMV Contactless	Certified
Supported Options	Minimum Version
EMV Firmware (Non-Fleet 2.0)	3.2.21
EMV Adapter (Non-Fleet 2.0)	1.06.0159
EMV Firmware (Supports Visa Fleet 2.0 Support)	R3.2.28c
EMV Adapter (Supports Visa Fleet 2.0 Support)	01.08.0132
Notes	
NOTE 	None.

Tokheim

Premier B	
Supported Options	Minimum Version
Cash Acceptors	N/A
TED	v300 or v400
Debit	
Non-debit (4-line display)	JP02.18.00
SDES (DUKPT)	MT0301.00
Debit TED (4-line display) SDES (DUKPT)	MTQD02.00
Insight Graphics Non-debit	MTPQ06.03
Insight Graphics SDES (DUKPT)	MTPQ06.03
Notes	
<p>NOTE</p> 	<p>Scanner, TDES, Debit TED (4-line display) Master Session, Debit TDS Plus (4-line display) and Master Session are not supported.</p>

Tokheim (continued)

Premier C	
Supported Options	Minimum Version
Cash Acceptors	N/A
TED	v300 or v400
Debit	
Non-debit (4-line display)	JP02.18.00
Debit TED (4-line display) SDES (DUKPT)	MTQD02.00
Insight Graphics Non-debit	MTPQ06.03
Insight Graphics SDES (DUKPT)	MTPQ06.03
Notes	
<p>NOTE</p> 	<p>Scanner, TDES, Debit TED (4-line display) Master Session, Debit TDS Plus (4-line display) and Master Session are not supported.</p>

Verifone and Partner Options Supported

Backup Power Supply (UPS)

UPS, Conditioned, 250VA	VFI P/N P040-07-050
-------------------------	---------------------

Notes

NOTE	One per POS terminal and one for the Verifone Commander.
-------------	--



Car Wash

Ryko Code-A-Wash III	Version 15554-009, Rev. E
Ryko Code-A-Wash IV	19574-006 Rev. N
Unitec POS4000	Firmware version 6.67
Unitec Carwash Select II / Enterlink Super Interface	Version 2. Firmware version 5.43




Car Wash Paypoint

Unitec Portal Ti (Touchscreen)	Core Version: 3.60 Sierra Version: 1.63 Version: 4.30
--------------------------------	---




<p>Unitec C-Start (Cashless)</p> 	<p>Core Version: 3.60 Sierra Version: 1.63 Version: 1.40</p>
--	--

<p>Unitec Sentinel (Dual Bill Dispenser)</p> 	<p>Core Version: 3.60 Sierra Version: 1.63 Version: 1.40</p>
--	--

Cash Drawer

Verifone Topaz/Ruby2	VFI P/N P050-01-200
----------------------	---------------------


Notes

<p>NOTE</p> 	<p>Must have adapter: VFI P/N 22839-01 Rev 3 or Rev C. Do NOT use adapters marked with Rev 1 or Rev A. These adapters can be damaged if plugged into a powered-up POS. In addition, the adapter MUST ONLY be plugged into one of the POS CASH DWR ports.</p>
--	--

Cash Recyclers

Glory	Models: CI-10 and CI-5
Crane Payment Innovations	Model: Paypod™ Embedded

Notes

<p>NOTE</p> 	<p>Currently, for Crane Cash Recyclers, the Verifone Commander Charity option needs to be disabled in Configuration Client.</p>
--	---

Coin Dispenser

Transact2	VFI P/N P040-08-023
-----------	---------------------

Displays

Customer Display	VFI P/N P040-08-300
------------------	---------------------

EASY ID™


Easy ID is supported for ALL states as long as the Mag Stripe/2D codes use the AAMVA standard format. Please contact your local Department of Motor Vehicles for details about your state.

Electronic Fuel Price Signs

<p>Supported with tested interface:</p> <ul style="list-style-type: none"> • Able Applied Technologies: AAT Live Hub (AAT-LH-V1) • DakTronics: DM-100 PSC (0A-1196-0133) • FutureMedia Displays Inc.: PriceVision LED Model FMD9-GSX. • Guru Digital Media: Guru Price Sign. • WatchFire: Price Watcher Sign. <p>Supported:</p> <ul style="list-style-type: none"> • Everbrite • Skyline • NOVYC Electronics Inc. • PWM 	<p>The Price Sign Controller (<i>PSC</i>) and an RS-232 connector is supplied by the sign manufacturer.</p>
--	---

Notes

NOTE	Contact the manufacturer for details.
-------------	---------------------------------------



Laser Scanners (POS Ready)

Use the following URL to access a list of laser scanners that have been approved by Verifone. See <https://www.verifone.com>.

Money Order

MoneyGram: Delta Network Terminal 780T Version 3.5	P/N 11-0021-001
	Printer model: 1600
	VFI cable: VFI P/N 55296-03
Western Union Money Order Dispenser System: Version 3.5	P/N FDX-400 (Version 7534 and above)
	Adapter: DB-9M to RJ-45 (VFI P/N 13641-01) Requires an RS-232 cable (P/N 13836-XX)
	Interface: FIP11 Interface Module (P/N 010064-02)
Western Union Money Order Dispenser System: ICE6000 Terminal (Ethernet)	Requires an Ethernet cable.


Western Union Money Order Dispenser System: TAIO Terminal (Ethernet)	Requires an Ethernet cable. Config. Version: 6114 and 6120
---	---

PIN pads

Verifone M400, P400, MX 915, MX 925 Multimedia	See the Sales Representative for part numbers.
--	--

Notes

NOTE For debit, PIN pads must be injected with the appropriate key for the application.




Verifone Topaz XL, Ruby2 Printers (Point of Sale)

Verifone Thermal receipt only printer (May be used to replace EPSON TM-T88) VFI P/N P040-02-020 Paper Width: 79.5 mm ±.5 mm (3.15 ±.02") EPSON P/N (Paper) NTP080-80
--

EPSON TM-T88III Thermal receipt only printer VFI P/N P040-02-008 Paper Width: 79.5 mm ±.5 mm (3.15 ±.02") EPSON P/N (Paper) NTP080-80

Notes

NOTE For EPSON TM-T88III Thermal installation information and DIP switch settings, refer to the "VASC Field Service Bulletin No. 0706.001".



Secondary Network

Use the following URL to access a list of secondary networks that have been approved by Verifone. See <https://www.verifone.com>.

Tank Level Sensor


EBW: Auto/Stik	Firmware version AMOCO4
	Requires an RS-232 cable (P/N 13836-XX)
	Requires an adapter DB-9M, standard (black) (VFI P/N 13641-01)
Emco: EECO System 1500	Firmware version 023E
	Requires an RS-232 cable (VFI P/N 13836-XX)
	Requires an adapter DB-9F, null modem (red) (VFI P/N 13638)

Emco: EECO System 2000	Firmware version 004L
	Requires an RS-232 cable (VFI P/N 13836-XX)
	Requires an adapter DB-9F, null modem (red) (VFI P/N 13638)
Emco: EECO System 3000	Firmware version 005I
	Requires an RS-232 cable (VFI P/N 13836-XX)
	Requires an adapter DB-9F, null modem (red) (VFI P/N 13638)
Veeder Root: TLS 250	Requires an RS-232 cable (VFI P/N 13836-XX)
	Requires an adapter DB-25M, null modem (red) (VFI P/N 13581-01)
Veeder Root: TLS 350	Requires an RS-232 cable (VFI P/N 13836-XX)
	Requires an adapter DB-25M, null modem (red) (VFI P/N 13581-01)

Additional Information

Weights and Measures

Support for cash and credit pricing at the dispenser requires explicit cash and credit selections on the dispenser. This is in compliance with the *Weights and Measures Guidelines for Selectable Unit Price Capability*, section G-S.5.1.

<p>NOTE</p> 	<p>This software supports a POP Discount feature, which allows a point-of-purchase discount on fuel based on the purchase meeting certain pre-defined transaction criteria. It is possible that the Weights and Measures department in your state may consider this POP Discount feature, when used in a post-pay scenario, to be in violation of state regulations.</p> <p>YOUR IMPLEMENTATION OF THE POP DISCOUNT FEATURE IS DONE AT YOUR OWN RISK. Verifone EXPRESSLY DISCLAIMS ANY LIABILITY FOR CLAIMS, FINES OR DAMAGES RESULTING FROM IMPLEMENTATION OF THE POP DISCOUNT FEATURE IN A LOCALE WHERE IT IS DEEMED A VIOLATION OF LOCAL OR STATE REGULATIONS. YOU SHOULD CONSULT YOUR LOCAL WEIGHTS AND MEASURES ENFORCEMENT GROUP BEFORE IMPLEMENTING THE POP DISCOUNT FEATURE.</p>
--	---