

# Verifone Commander

## Release Notes



## Versions and Information

<b>Release (Base) Version</b>	53.41.55
<b>Release Date</b>	December 12, 2023
<b>Publication Date</b>	December 12, 2023

## Distribution Components

<b>Release (Base)</b>	053.41.55
<b>Commander OS</b>	1.12.01
<b>POS OS</b>	5.01.03
<b>EPS</b>	9.03.00
<b>Mobile</b>	1.00.00
<b>RCI</b>	6.00.01
<b>WEB</b>	5.05.00

<b>FEP</b>	<b>Suite Version</b>	<b>FEP Version</b>	<b>Network Version</b>
<b>Buypass</b>	3.12.55	UMF 3.12.55	TTPID: RVE062
<b>Chase</b>	1.01.55	1.00.00	—
<b>Chevron</b>	1.16.55	08.53.41.55	—
<b>HPS</b>	1.15.55	6.06.00	—
<b>NBS</b>	2.03.55	2.03.55	—
<b>Phillips 66</b>	1.16.55	3.05.00	35
<b>Shell</b>	2.11.55	2.11.55	—
<b>VAPS</b>	1.12.55	9.06.00	96
<b>Verifone EPS (LAC)</b>	1.06.55	1.06.55	—
<b>WorldPay</b>	1.16.55	7.06.00	—

© 2023 Verifone, Inc. All rights reserved.

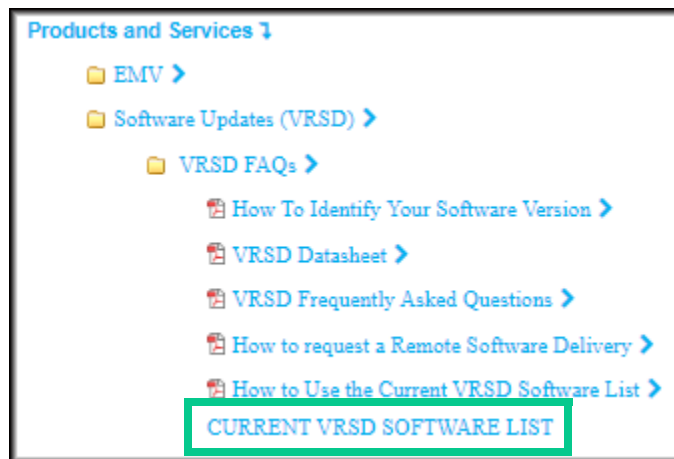
No part of this publication covered by the copyrights herein may be reproduced or copied in any form or by any means - graphic, electronic, or mechanical, including photocopying, taping, or information storage and retrieval systems - without written permission of the publisher.

The content of this document is subject to change without notice. The information contained herein does not represent a commitment on the part of Verifone. All features and specifications are subject to change without notice.

# PIN Pad Software Versions

## Minimum EVPAY (Engage) Certified Versions

For the EVPAY (Engage) Certified Versions for Verifone M400 and P400, click on [Petro & Convenience](#) and then navigate to Products and Services > Software Updates (VRSD) > VRSD FAQs > Current VRSD Software List. This list is on support.verifone.com at Technical Support > Support Articles > Petro & Convenience > Products and Services > Software Updates (VRSD) > VRSD FAQs.



## Attendant Payment Terminal (APT) Version

This Verifone EPS (LAC) Commander software requires APT version 1.03.01.

## Minimum EMV Certified Verifone ViperPAY Versions




Make sure the minimum OS and any OS Updates are loaded before installing Verifone ViperPAY. See the Verifone ViperPAY release notes.


PIN pad	Version	XPI	Kernel	OS Version
Verifone MX 900 Series	4.07.10	5300w	Velocity L2 7.02	Minimum - 30140200
				Recommended - 30251000

# Contents


- Versions and Information----- 2
- Distribution Components----- 2
- PIN Pad Software Versions ----- 3
  - Minimum EVPAY (Engage) Certified Versions ----- 3
  - Attendant Payment Terminal (APT) Version ----- 3
  - Minimum EMV Certified Verifone ViperPAY Versions ----- 3
- Contents ----- 4
- Important Information ----- 7
  - Lab, Beta, or Production Software Status ----- 7
  - Verifone C18 Self Checkout Application----- 7
  - Configuring the Verifone C18 when using a Legacy Scanner ----- 8
  - EMV Certified ----- 8
  - Verifone EPS (LAC) Outdoor EMV ----- 8
  - TLS Support ----- 8
  - Bypass Software Installation----- 8
  - VAPS Software Installation----- 9
  - Verifone Remote Software Delivery (VRSD)----- 9
  - FEP Configuration Documentation ----- 9
- What’s New In Release Version: 53.41.55 -----10
  - Enhancement -----10
    - EPS System ----- 10
- What’s New In Release Version: 53.41.04 ----- 10
  - Base Resolutions-----10
    - Dispensers ----- 10
    - Dispenser Card Readers----- 10
    - EPS System ----- 11
    - Loyalty ----- 11
    - POS System ----- 11
    - Sales ----- 11
- FEP Specific Changes ----- 12
  - NBS FEP----- 12
    - Resolution ----- 12
- What’s New In Release Version: 53.41.03 ----- 13
  - Base Resolutions-----13
    - EPS System ----- 13
- FEP Specific Changes ----- 14
  - WorldPay FEP----- 14
    - Resolution ----- 14
- What’s New In Release Version: 53.41.02 ----- 15
  - Base Enhancement-----15
    - POS System ----- 15
  - Base Resolutions-----15
    - POS System ----- 15



- EPS System ----- 15
- Reports ----- 15
- FEP Specific Changes ----- 16
- VAPS FEP ----- 16
- Resolution ----- 16
- Verifone EPS FEP ----- 17
- Resolutions ----- 17
- WorldPay FEP ----- 18
- Resolution ----- 18
- What’s New In Release Version: 53.41.01 ----- 19
- Resolutions ----- 19
- Verifone C18 Self Checkout ----- 19
- Dispensers ----- 19
- Dispenser Card Readers ----- 19
- EPS System ----- 19
- Sales ----- 19
- FEP Specific Changes ----- 20
- NBS FEP ----- 20
- Resolution ----- 20
- What’s New In Release Version: 53.41.00 ----- 21
- Base Enhancements and New Features ----- 21
- Dispenser Card Readers ----- 21
- EPS System ----- 21
- POS System ----- 21
- Resolutions ----- 21
- Verifone C18 Self Checkout ----- 21
- Car Wash ----- 22
- Verifone Configuration Client ----- 22
- Dispensers ----- 22
- Dispenser Card Readers ----- 22
- EPS System ----- 23
- Food Service ----- 23
- Loyalty ----- 23
- Mobile ----- 23
- POS System ----- 24
- Proprietary Fleet ----- 24
- Reports ----- 24
- Sales ----- 24
- FEP Specific Changes ----- 26
- Chase FEP ----- 26
- Resolutions ----- 26
- Chevron FEP ----- 27
- Resolutions ----- 27
- HPS FEP ----- 28
- Enhancements ----- 28
- Resolution ----- 28
- NBS FEP ----- 29
- Enhancement ----- 29



- Resolutions ----- 29
- Phillips 66 FEP ----- 30
  - Enhancements ----- 30
  - Resolution ----- 30
- Rapid Connect FEP ----- 31
  - Enhancements ----- 31
  - Resolutions ----- 31
- Shell FEP ----- 32
  - Enhancement ----- 32
- VAPS FEP ----- 33
  - Enhancements ----- 33
- WorldPay FEP ----- 34
  - Enhancements ----- 34
  - Resolution ----- 34
- Installation Options ----- 34
  - Supported Verifone POS Terminals ----- 34
  - Installation Documentation ----- 34
- Dispenser Manufacturers Supported by Processor/Brand ----- 36
- MSD Contactless No Longer Supported by Release ----- 37
- Fuel Hardware Peripherals Supported ----- 38
  - Dispensers Supported ----- 38
- Dispenser Interfaces ----- 40
  - Bennett ----- 40
  - Tokheim ----- 40
  - Dresser/Wayne ----- 40
  - Gilbarco ----- 40
- Dispenser Card Readers — Supported Options ----- 41
  - Bennett ----- 41
  - Dresser/Wayne ----- 43
  - Gilbarco ----- 48
  - Inenco ----- 53
  - Tokheim ----- 54
- Verifone and Partner Options Supported ----- 56
- Additional Information ----- 60
  - Weights and Measures ----- 60





## Important Information

### Lab, Beta, or Production Software Status

See the Lab, Beta, or Production software sections on the Premier Portal for the release status of each FEP's software at Manage > Petro Downloads > Commander and RubyCi > Commander Software Suites, Release Notes and Documentation. These release notes contain all the information for all release statuses.

### Verifone C18 Self Checkout Application

#### Auto Upgrade

The following is important information when setting up Verifone Self Checkout on the Verifone C18 POS for the first time. The following configuration is not needed after the next Auto Upgrade.

- If an Auto Upgrade was performed, the Verifone Self Checkout sub-menu will not display under the Configuration Client > Store Operations menu. To enable the Verifone Self Checkout sub-menu, assign the following roles at Configuration Client > Security > Manage Users > User Administration > Configure Roles.
  - uscategorycfg - Update Verifone Self Checkout Category Configuration
  - uscoglobalcfg - Update Verifone Self Checkout Global Configuration
  - uscoregistercfg - Update Verifone Self Checkout Register Configuration



The Verifone Self Checkout sub-menu displays if the Verifone Commander software was installed manually.

## Configuring the Verifone C18 when using a Legacy Scanner

Sites that do not have a 2D scanner will need to disable swipe ahead in order to process Easy ID or a POP Membership card at the PIN pad. Do the following two steps consecutively:

- On the Verifone C18 POS, disable Swipe Ahead at Maintenance > Device Configuration > PINPAD configuration > EPS PINPAD with Driver License and POP Membership.
- On the Verifone MX 900 Series PIN pad, edit the Config.Usr1 Swipe Ahead value found in System Mode at Home > Administration > Config by entering the Config.Usr1 file. Under the [PERM] section, there will be a Swipe Ahead parameter with a '0' or a '1' value. The value should be set to '0' to disable it. After the change, reboot the PIN pad.

## EMV Certified

This software version supports Contact and Contactless Indoor. See the Dispenser Card Reader section towards the back of these release notes for EMV Contact and Contactless certifications for each dispenser manufacturer.

## Verifone EPS (LAC) Outdoor EMV

Outdoor EMV is only for Trinidad and Tobago locations.

## TLS Support



The steps below are only required for a manual software installation. The Auto Upgrade automatically sets the TLS settings.

To set up TLS and if this is a manual software installation, follow these steps:

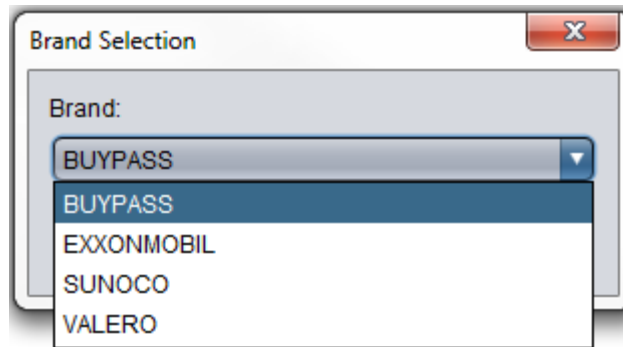
1. On the Verifone MX PINpad, the Port needs to be set to '5000' at Configuration > Network Settings.
2. On the Verifone Commander, the POP has to be configured to "Connect with SSL" and Secure Port '5000' at Configuration Client > Payment Controller > EPS Global Configuration > POP.

See the latest Verifone ViperPAY User Guide and Commander documentation for more details on accessing these areas.

## Bypass Software Installation

During the software installation, the system prompts for Brand Selection. Choose from the drop-down menu and then click OK.

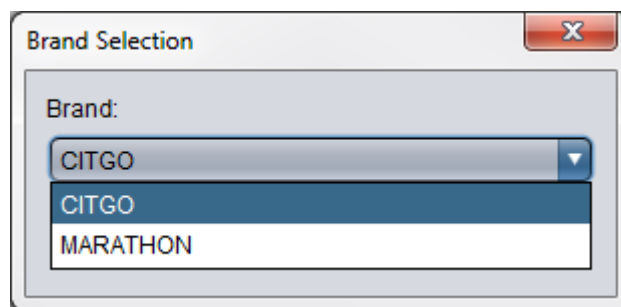




After installation, see the Help menu and the About to check the Brand selection.

### VAPS Software Installation

During the software installation, the system prompts for Brand Selection. Choose from the drop-down menu and then click OK.



After installation, see the Help menu and the About to check the Brand selection.

### Verifone Remote Software Delivery (VRSD)

The Verifone Commander supports the Verifone Remote Software Download (VRSD) to allow automated software updates from the Verifone servers. See the Verifone Remote Software Delivery Implementation Guide for more information.

### FEP Configuration Documentation

See the Verifone Commander Network Configuration Guide.

## What's New In Release Version: 53.41.55



The version increased from 53.41.04 to 53.41.55 to accommodate the versioning of the patch upgrades in 53.41.XX.

### ENHANCEMENT

#### EPS System

Chip-based approvals are no longer supported for EMV cards.

## What's New In Release Version: 53.41.04

### BASE RESOLUTIONS

#### Dispensers

When the site was prepay only and “Approve All Sales” was enabled, the two were contradicting each other and the cashier was unable to approve the pump. This was corrected to allow the cashier to approve the pump when “Approve All Sales” is enabled.

#### Dispenser Card Readers

1. Occasionally, outdoor transactions were not journaled to the POS system until later in the day or next day. This caused an issue with reporting and with receipt reprint. This was corrected.
2. There was a difference in amounts between the Network Card Report, Network Product Report, and EPS Network Report due to the DCR completing the sale as a zero dollar amount. This was corrected.
3. Gilbarco M7 Contactless Reader in DCR was not enabled after DCR Initialization. This was corrected.
4. When a Gilbarco CRIND Contactless transaction was initiated with a MasterCard, the CDA (Tag 95) failed due to incorrect CAPKs. This was corrected and now during EMV Initialization, the CAPK section processing of the Gilbarco file correctly creates the two-character index number value by ensuring a leading zero character is provided if required.

## EPS System

1. There was an issue with STAN files growing to large sizes leading to a potential memory issue. This was corrected.
2. When auto upgrading from Base 53.41.XX, the EMV Configuration tab was blank. This was corrected.

## Loyalty

Sale items in the loyalty finalization from the POS were not adding up to the total amount of the transaction and therefore, the EPS was not finalizing loyalty. Retrying the loyalty completion was not correcting it, but the system kept trying to complete it. This caused a large number of STAN files on the EPS. This was corrected.

## POS System

1. The auto upgrade failed due to an issue in the auto renewal of Verifone Commander and POS trust (SSH-CA cert) after one year of expiry. This was corrected.
2. POS terminals were unexpectedly becoming unpaired with the Commander. This was corrected.

## Sales

1. On Verifone C18 POS register with a POP Discount transaction and loyalty offline, the PIN pad was stuck on "Waiting for cashier" and the C18 did not respond after pressing CASH MOP key to complete transaction. This was corrected.
2. A PLU with department fuel type was able to be voided using void line. This was corrected and now when this type of void transaction is attempted, the POS will display not allowed.

## FEP Specific Changes

### NBS FEP

#### Resolution

Fuel sales using Visa Fleet cards were preauthorized, but occasionally not settling with the host. This was occurring with POS prepays as well as preauthorizations at DCRs. The host was not getting the completion from the EPS when this occurred. This was corrected.

## What's New In Release Version: 53.41.03

### BASE RESOLUTIONS

#### EPS System

1. The cashier was unable to activate some CHS proprietary cards on the PIN pad. The software was updated to allow activation for these cards.
2. The automatic EMV initialization was not occurring for the MX 900 Series PINpad after an auto upgrade from Base 53.40.00. This was corrected and now the automatic EMV initialization occurs.
3. There was a potential memory issue with Car Wash Paypoint, Vista Terminal or APT terminal configurations. This was corrected.

## FEP Specific Changes

### WorldPay FEP

#### Resolution

When the Certificate Authority expired, the Communication between the Verifone Commander POS System and Cullinan host failed. This was corrected by updating the certificate.

## What's New In Release Version: 53.41.02

### BASE ENHANCEMENT

#### POS System

Support was added for the new GenTouch touch panel on Ruby2 and Topaz-410 POS workstations.

### BASE RESOLUTIONS

#### POS System

1. Occasionally, the POS register would start to operate very slowly and then eventually lock up. After rebooting the register, it would not recover. This was corrected.
2. Excessive tender failures with a single loyalty transaction on Commander or Commander E configured system led to an out of memory condition. This was corrected.

#### EPS System

1. An update was included to remove redundant Get Diagnostic Commands which may improve handling and alleviate the symptoms for several recent issues being observed with the loss of communications on the PIN pad, PIN pad lockups, and line item display issues. Some additional internal logging updates were also added.
2. Dual Contactless cards were declining inside after displaying the "Transaction Type Mismatch, Please Select Debit" message. When Debit was used, the "Transaction Type Mismatch, Please Select Credit" message displayed. This was corrected.

#### Reports

1. The Hourly Report by Register Report displayed sales without removing the NAXML discounts present in the transaction. This was corrected and now the correct total net sales of the transactions are listed.
2. There was an XML Validation error in the Fuel Grade Movement Report data when the Daily Report was performed. This was corrected.
3. The All DCRs section of the Hourly Report by Register were not counting for all the customers that purchased fuel at the DCR. The system was not retaining previous hours of data. This was corrected and now each customer is accounted for the hour of DCR transactions.



## FEP Specific Changes

### VAPS FEP

#### Resolution

Occasionally, the system lost the connection with the host and went into Fallback mode. When the Verifone Commander was rebooted, the connection was restored. This was corrected and now a reboot is no longer required to restore the connection after the connection to the host becomes available.

## Verifone EPS FEP

### Resolutions

1. The Verifone Commander was processing very slowly when multiple APT terminals were in use. This was corrected.
2. When performing a transaction at the DCR with a Fleet card, it requested the Driver ID and then it sent a “Declined” message. It occurred only at the DCR. It worked inside. This was corrected.

## WorldPay FEP

### Resolution

A DCR completion was sent with a PIN Block and then the transaction was declined. This was corrected and now the completion will be sent without a PIN Block and the transaction will be approved.

## What's New In Release Version: 53.41.01

### RESOLUTIONS

#### Verifone C18 Self Checkout

On the Verifone C18 Self Checkout, the “Returns To Sales” key was not displayed on express panel when a previously rung up item timed out. This was corrected and now the “Returns To Sales” key displays.

#### Dispensers

1. Fleet dispatch rules were not working. If a merchant had a dispatch rule of three liters per day, the system was ignoring the rule and dispatching more than three liters. This was corrected.
2. The Tokheim driver was failing and was not recovering from the failure. This was corrected.

#### Dispenser Card Readers

1. There were intermittent issues with the full-service attendant cards not working and DCRs returning to the idle screen after card entry. A reboot of the Verifone Commander resolved the issue temporarily. This was corrected.
2. Driver ID was not masked on the Wayne DCR display. This was corrected and now it is masked.

#### EPS System

1. Chip card refunds failed and displayed RC16 ISO Format Error. This was corrected and the cards will now complete successfully.
2. After initiating a Trigger Pull, the POS occasionally would not display the status messages that indicated tables were downloading, validating, and applying. This was corrected and the messages now display.

#### Sales

Spaces were no longer allowed In-House Charge account numbers. This was corrected and now spaces are allowed.

## FEP Specific Changes

### NBS FEP

#### Resolution

NBS Outside Receipts were not displaying PIN Verified, PIN Used or Customer Verified. This was corrected and now these are displayed.

## What's New In Release Version: 53.41.00

### BASE ENHANCEMENTS AND NEW FEATURES

#### Dispenser Card Readers

1. Invenco was added to the selection of DCR Family types at Tools > Managed Modules > Current Configuration > DCR Channels.
2. Gilbarco M7 firmware will support multiple kernels for versions 42.12.43 and 52.12.43 and higher. Support was added for this option.
3. Debit Encryption Type "None" is now allowed for Wayne DCRs at Verifone Configuration Client > Tools > Managed Modules > Current Configuration > DCR Channels > Advanced Settings.
4. A new configurable option was added for Wayne DCRs at Verifone Configuration Client > Tools > Managed Modules > Current Configuration > DCR Channels > Advanced Settings. The new option is called "Graphic Enhancer". It contains three levels: LOW, MEDIUM and HIGH. These levels are currently used for font sizes. The LOW level is the default and is the current font size that has been used.

#### EPS System

The "CAPK Is Going To Expire" message no longer displays to the cashier after the CAPK is expired.

#### POS System

The application now has the ability to configure and use NACS TruAge online ID verification. Currently, it is used by physically scanning a driver's licenses.

### RESOLUTIONS

#### Verifone C18 Self Checkout

1. The "Invalid Product for Card type" message was not displaying on Verifone C18 Self Checkout for Auth and Capture Product Restriction cards. It displayed a "failure" message on the POS but displayed a quick message "Invalid Product for card type" followed by "declined" message on the PIN pad. This was corrected and now Verifone C18 Self Checkout displays the "Invalid Product for Card type" message.
2. On Verifone C18 Self Checkout, the modifier menu was not hidden after the inactivity timer. This was corrected and now the modifier menu is hidden after the session ends.

3. On Verifone C18 Self Checkout, invalid department message was not prompting when a PLU was added without a department. This was corrected and now an error message displays.

## Car Wash

Car wash PayPoint was returning an invalid amount when a wash purchase was attempted. This was corrected.

## Verifone Configuration Client

1. The word “Update” was misspelled in the description for the role ufoodserviceplumapcfg - “Upadte” Mobile Food Order PLU Mapping Configuration” located in the Configure Roles tab for user manager at Verifone Configuration Client > Security > Manage User menu. It is now spelled correctly.
2. The word “Default” was misspelled in the Sales Parameter Description for Food Service “Defualt” PLU at Verifone Configuration Client > Store Configuration > Sales Configuration.

## Dispensers

Forecourt was not honoring the Remote AID selection flag sent from the EPS. This was corrected.

## Dispenser Card Readers

1. Some of the prompts were not displaying as expected on Gilbarco CRINDs. When certain prompts exceeded a length of 20 characters, the prompt was split after the first space and the rest of the prompt was displayed on the next line or not displayed at all. This was corrected.
2. The user was unable to save a selection made for “Debit Encrypt Type” for any DCR Family Type other than Wayne. This was corrected and now the other selections can be saved.
3. During EMV Contact transactions, Wayne Anthem DCRs took longer to respond for commands which resulted in a transaction failure. This was corrected and timeout values were increased for different commands specific to Wayne DCRs to allow more time to respond during the EMV transaction.
4. An American Express Contactless card was receiving a “Switch Interface” error at the Gilbarco FlexPay IV DCR. This was corrected.
5. A Discover Global/Common Contactless card was receiving a “Switch Interface” error at the Wayne DCR. This was corrected.
6. User was unable to configure multiple channels for Wayne iX Pay 1 on Serial. This was corrected.
7. An EMV card was inserted into Wayne iX Pay 1 DCR. When the PIN was incorrectly entered, it prompted for the correct PIN three times, and then the PIN was entered correctly the fourth time. The DCR displayed “Processing, Do Not Remove Card” for more than two minutes and then it displayed “Remove Card, Declined.” This was corrected.



8. On Wayne iX Pay 1 DCRs, the Maestro and US Maestro AID related outdoor fuel transactions failed due to card read failure in the DCR. This was corrected and now the card read with AID match will be a successful transaction.
9. When processing the EMV configuration during Update Aid Rules, the Gilbarco IP driver was not considering the Modes (contact/contactless/both) that were sent in the request and was applying all the rules for contactless. This was corrected and the Gilbarco driver will consider the modes and apply the configuration accordingly.

## EPS System

1. The EPS was sending an approved message to POS, but when the signature capture prompt displayed on the PIN pad and the user pressed CLEAR, the PIN pad displayed a declined message. This was corrected and now the EPS sends a declined message to the POS so that cashier can re-initiate the transaction to choose the MOP.
2. Non-compliant track two data was sent to the host exceeding the maximum allowed data length. This was corrected and now if the track data length exceeds the maximum amount, it will be rejected locally.
3. When an MOP error occurred, the PIN pad remained on the entry screen. This was corrected and the PIN pad will display the appropriate message.
4. Manual entry was not working for Balance Inquiry after a bad card read. This was corrected.

## Food Service

1. An HTML schema error displayed when opening the Future Mobile Food Order Report. This was corrected.
2. On Verifone C18, the Food Service Enter Name dialog has red button with OK text. This was corrected and now the red button will have Cancel text and end transaction without processing or it will not exist at all.

## Loyalty

1. Loyalty Approvals Terminal Batch Report and Loyalty Detail Terminal Batch Report failed to print when prompted. This was corrected.
2. After the "Use Rewards" loyalty prompt was not answered after 60 seconds, the system was trying again. This was corrected and now it will proceed with successful transaction without loyalty rewards.

## Mobile

In a mobile transaction, the POS applied a discount on the merchandise. This was represented as a price adjustment in the mobile authorization request to the MPPA. There was no program ID in the price adjustment since this was a POS generated promotion. The mobile service was expecting a program ID in the price adjustment and then rejecting it. This was corrected and the Mobile service will not fail an authorization request if it contains a sale item with a price adjustment and no program ID. This is for POS discounts only.

## POS System

1. The TMU-950 printer did not restore successfully after an auto upgrade. This was corrected and it restores successfully.
2. The “NO ENUM CONSTANT” error displayed when using cgilink commands to pull Merchandise Code. This was corrected.
3. The following T-Log issues were corrected:
  - A missing T-Log message for Gilbarco quick swipes.
  - For POP membership cards, the track data was displayed in the T-Log.
  - Some T-Log messages were not logging the DCR position in their message.
4. When an alarm line message was displayed on the POS, the message remained until the next message was generated or commander was rebooted. This was corrected and the alarm message disappears after the action is completed.
5. When auto upgrading and there was a DCR graphic screen missing from the configuration, it caused the idle screen restore to report a problem which was reflected in the upgrade summary. This was corrected and the error no longer displays.
6. The existing Verifone Commander TLS server certificate caused a “page is not secure” warning when the Verifone Configuration Client (aka ConfigClient or Configuration Manager) was accessed from recent versions of browsers. This was corrected.
7. DCR Idle Screen Configuration restored with errors after an auto upgrade. This was corrected.

## Proprietary Fleet

On Proprietary Fleet card transactions, the declaration “I agree to pay total amount according to card issuer Agreement Thank You” message was printed on the receipt. This message was removed.

## Reports

1. Discounts missing from total line on Department Flash Report. This was corrected and now the discounts are on the totals line of Department Flash Report.
2. When printing the Fuel Street Price Change Report and if the fuel price was set to anything other than three decimals, the report displayed a three decimal number. This was corrected and now the report uses the “PPU Decimal Position” value in Verifone Configuration Client.

## Sales

1. POP Discount name was missing from the receipt for a Department discount. This was corrected and the Discount name is now printed on receipt.
2. Check ID configured for PLU was overwritten by the Department Check ID configuration. This was corrected and will not be overwritten.
3. The receipts for a postpay with merchandise, manual fuel sale, and cash advance transaction using a commercial fleet card, did not display correctly. The prepay receipt header with

network body was displaying in the receipt. This was corrected and now prepay Receipt header with network body will not be displayed in the receipt.

4. POS Numeric Keypad was not saved at previous location when it was dismissed. This was corrected and now it is displayed at the last location where it was dismissed.
5. Price check option was not displayed when the user tried to deselect the ID check item. This was corrected and in the express panel, price check menu will now be present.
6. The user was unable to select an item with ID check after logging back in when the register timed-out. This was corrected and the ID Check now appears.

## FEP Specific Changes

### Chase FEP

#### Resolutions

1. Cardholder Verified and PIN messages for receipts have been updated to print the following:
  - CDCVM prints “Cardholder verified” when Contactless transaction is processed
  - Online PIN - Contact and contactless prints “PIN Used”
  - Offline PIN - Contact prints “PIN Used”
2. For American Express transactions, the DCR was prompting to enter ZIP Code after the PIN was entered. This was corrected and now when the user enters online PIN in DCR, it will not prompt for ZIP Code.

## Chevron FEP

### Resolutions

1. Inside and Outside WEX transactions were declined at the host because the POS was not sending the Driver ID and Odometer. This was corrected.
2. On Gilbarco FlexPay 2 and 4 CRINDs, EMV Contactless American Express tap displayed the “Switch Interface Please Insert Card” error message followed by the “DECLINED” message. This was corrected and now the transaction approves as EMV Contactless. It will not display “Switch Interface ... Please Insert the Card” followed by the message “DECLINED” at Gilbarco dispenser when the card is tapped.
3. The “Verified by PIN” was printing on the receipt for CDCVM transactions when no PIN was entered. This was corrected and now “Cardholder Verified” message will print.
4. The indoor and outdoor receipts now reflect the entry mode and EMV tags have been removed. This will give the customer an accurate reflection of their transaction.
5. After an auto upgrade or manual installation, the Wayne iX Pay 1 and 2 DCRs were displaying the “Switch Interface, Please insert the card” prompt. This was corrected.
6. Verifone POS was overriding the Terminal Capability Value that was sent by Chevron for Mastercard. This was corrected and now it will not be overridden.
7. American Express and Mastercard transactions were declining at the terminal. This was corrected and the capability to drop EMV Tag 9F66 in financial message to Chevron Host has been added for American Express and MasterCard EMV Contactless transactions processed from indoor and outdoor terminals.

## HPS FEP

### Enhancements

1. The “Debit Surcharge” information is now sent in the authorization request and reversal messages.
2. Multiple configuration values for inside and outside contactless were updated to make sure that the default table had the correct values.
3. EMV Contact and EMV Contactless is now enabled as the default for the outdoor terminal or DCR.
4. PIN Select and PIN Bypass are now enabled on all US CAIDs to support PIN Opt-out for AFD Contactless transactions, so that Apple Pay Cash (APC) transactions can process successfully at indoor and outdoor terminals.

### Resolution

The following Loyalty Reports were added in the Network Reports menu to the HPS Distribution.

- Loyalty PPU Totals By Grade Report
- Loyalty Discounts By Type Report

## NBS FEP

### Enhancement

Multiple configuration values for inside and outside contactless were updated to make sure that the default table had the correct values.

### Resolutions

1. Codec and format errors displayed during Mastercard Contact and Contactless transactions. This was corrected.
2. In the FID table, ALLOW\_EMV\_CTL5\_CASHBACK was not updated to false when the system was auto upgraded from Base 53.13 to Base 53.35. This was corrected.
3. The EMV Tag 9F6E was not sent to the NBS host. This was corrected and it is now sent.
4. Cardholder Verified and PIN messages for receipts have been updated to print the following:
  - CDCVM prints “Cardholder verified” when Contactless transaction is processed
  - Online PIN - Contact and contactless prints “PIN Used”
  - Offline PIN - Contact prints “PIN Used”
  - When the PIN is bypassed, receipt will not display “PIN Used”
5. Non-compliant track two data was sent to the host resulting in a Codec Error due to exceeding the maximum allowed data length. This was corrected and now if the track data length exceeds the maximum amount, it will be rejected locally.
6. NBS Dealer Information was not printing on the receipts after an auto upgrade. This was corrected and now it prints.
7. The Merchant Name and Postal Code was not printing on the DCR receipt. This was corrected and now they are printed on the DCR receipt.



## Phillips 66 FEP

### Enhancements

1. PIN Select and PIN Bypass are now enabled on all US CAIDs to support PIN Opt-out for AFD Contactless transactions, so that Apple Pay Cash (APC) transactions can process successfully at indoor and outdoor terminals.
2. Multiple configuration values for inside and outside contactless were updated to make sure that the default table had the correct values.
3. EMV Contact and EMV Contactless is now enabled as the default for the outdoor terminal or DCR.

### Resolution

Timeout reversals on debit transactions without the PIN were not sent to Fiserv. This was corrected and now they are sent.

## Rapid Connect FEP

### Enhancements

1. Multiple configuration values for inside and outside contactless were updated to make sure that the default table had the correct values.
2. The “PIN Bypassed” message will now print for outdoor and indoor EMV Contactless transactions when PIN is prompted and then bypassed by the cardholder.
3. EMV Contact and EMV Contactless is now enabled as the default for the outdoor terminal or DCR.

### Resolutions

1. A customer sent a request from a Mobile device, started fueling, and finished by putting the handle back into the dispenser. At the same time, there was a fuel initialization. This caused a DCR busy and the customer was unable to complete the fuel transaction and the sale came due inside. The POS treated this as fuel prepay completion and created an original transaction that got serialized as rollback later in the core services. This caused the Sunoco Mobile Payment Report to display large negative amounts. This was corrected and if the DCR cannot complete a transaction and it comes due inside, the POS will not create a rollback transaction similar to the fuel prepay completion. The POS will complete the transaction and commit it.
2. The DCR was prompting to enter ZIP Code after the PIN was entered. This was corrected and now when the user enters online PIN in DCR, it will not prompt for ZIP Code.
3. Credit was not processing on the MX 915 inside after upgrading from Base 53.27.01 to Base 53.40.00. This was corrected.
4. Sunoco rewards private label credit cards were not working. This is not a card with a chip, but was treated as an EMV chip card. The message “INSERT CARD, SWIPE NOT ALLOWED” was displayed on the PIN pad.
5. MasterCard Common Debit chip card sale with cashback transactions was declined on MX 915 terminal with host response code 902 (Invalid Transaction). This was corrected and now the transaction is successful and approved from the host.
6. The following Valero legacy cards with these BIN ranges were removed:
  - VALFLT 8100 - 8199
  - VALFLT 70003810 - 70003819
  - VALPR 8000 - 8099
  - VALPR 3062 - 3062

## Shell FEP

### Enhancement

When the Shell EPS sent a configuration update every six hours, the Verifone Commander would reload the configuration even if nothing changed. This caused the Wayne DCRs to reboot to apply the configuration. This enhancement only updates the terminals if the configuration is different than the one residing on the Verifone Commander.

## VAPS FEP

### Enhancements

1. Multiple configuration values for inside and outside contactless were updated to make sure that the default table had the correct values.
2. PIN Select and PIN Bypass are now enabled on all US CAIDs to support PIN Opt-out for AFD Contactless transactions, so that Apple Pay Cash (APC) transactions can process successfully at indoor and outdoor terminals.
3. EMV Contact and EMV Contactless is now enabled as the default for the outdoor terminal or DCR.

## WorldPay FEP

### Enhancements

1. Multiple configuration values for inside and outside contactless were updated to make sure that the default table had the correct values.
2. The ability to enable MSD Contactless outside has been removed so that the site is always processing EMV Contact and Contactless at the DCR.
3. EMV Contact and EMV Contactless is now enabled as the default for the outdoor terminal or DCR.

### Resolution

There was a WorldPay version mismatch in Verifone Configuration Client and in the EPS Network Reports. This was corrected.

## Installation Options

### Supported Verifone POS Terminals

- Verifone C18
- Verifone Ruby2
- Verifone Topaz XL (410)

### Installation Documentation

See the following documents when installing the Verifone Commander or RubyCi.

#### Verifone Commander

- Verifone Commander Implementation Guide
- Verifone Commander Hardware Installation Guide

#### Verifone RubyCi

- Verifone RubyCi Hardware Installation Guide
- Verifone RubyCi Implementation Guide

#### Verifone Commander or RubyCi

- Verifone Commander Software Installation Guide
- Verifone Commander Network Configuration Guide

## Customer Provided Documentation

When installing or configuring the Verifone Commander and POS systems, see the customer provided documentation on the Premier Portal at Manage > Petro Downloads > Commander & RubyCi > Commander Software Suites, Release Notes and Documentation > Customer Documentation areas.

## Dispenser Manufacturers Supported by Processor/Brand

These are the dispenser manufacturers supported by Processor or Brand,

Processor/Brand	Bennett	Gilbarco	Invenco	Tokheim	Wayne
BP	Yes	Yes	Yes	Yes	Yes
Bypass	Yes	Yes	Yes	Yes	Yes
Chase	No	Yes	No	Yes	Yes
Chevron	No	Yes	No	Yes	Yes
CITGO	Yes	Yes	Yes	Yes	Yes
ExxonMobil	Yes	Yes	Yes	Yes	Yes
Gulf	Yes	Yes	Yes	Yes	Yes
HPS	Yes	Yes	Yes	Yes	Yes
Marathon	Yes	Yes	Yes	Yes	Yes
NBS	No	Yes	Yes	Yes	Yes
Phillips 66	Yes	Yes	Yes	Yes	Yes
Shell	No	Yes	No (Beta)	Yes	Yes
Sunoco	Yes	Yes	Yes	Yes	Yes
Valero	Yes	Yes	Yes	Yes	Yes
Verifone EPS (LAC)	Yes	Yes	Yes	Yes	Yes
WorldPay	Yes	Yes	Yes	Yes	Yes

## MSD Contactless No Longer Supported by Release

These are the distributions that no longer support MSD Contactless at a specific release level and higher..

Distribution	MSD Contactless Not Supported
Byypass	53.41.00 and Higher
Chase	54.00.00 and Higher
Chevron	54.00.00 and Higher
HPS	53.41.00 and Higher
NBS	54.00.00 and Higher
Phillips 66	53.41.00 and Higher
Shell	53.41.00 and Higher
VAPS	53.41.00 and Higher
Verifone EPS (LAC)	53.41.00 and Higher
WorldPay	53.41.00 and Higher




## Fuel Hardware Peripherals Supported

Verifone advises using the “Minimum Recommended Version” as shown in these sections. Also, check with the dispenser’s manufacturer if there is a newer recommended version.

### Dispensers Supported

Gilbarco Dispensers		
Dispenser	Description	Version
Encore 700	Pump Control Node	2.9.42
Encore 500	Pump Control Node	1.8.30
Encore 300	Digital Valve	20.1.10
Encore 300	Digital Valve with Enhanced Security	20.2.24
Encore 300	Proportional Valve	10.1.10
Encore 300	Proportional Valve with Enhanced Security	10.2.23
MPD	Legacy	70.9.92
MPD	Modular Advantage	70.9.92
MPD-3	LCDs	54.3.10
MPD-3	SIDs	53.7
Selectable Blender	Modular Advantage	75.6.10

Notes	
	<p>Gilbarco Pre-modular dispensers must be on a separate board and as such are not supported with Verifone RubyCi, as there is only one connection out for fuel.</p>

## Dispensers Supported (Continued)

Wayne Dispensers		
Dispenser	Description	Version
Ovation	iGem	49
iX	iGem	49
Vista 3V	iGem	49
Vista 2V	Dispenser	14
Vista 1V (See first note below)	Dispenser	49
Vista	Dispenser	See second note below
SC-82	Dispenser	See second note below

### Notes



For Model V490D1/U (Vista 1V), the version must be 47.

The dispenser must be programmed as one of the following types: Type 1, 2, 30 or 40. Verifone Commander will not support the dispenser programmed as any other type, including Types 3 through 29.

## Dispenser Interfaces



The Verifone Commander Forecourt Interface Box communicates directly with Wayne, Tokheim, and Gilbarco dispensers.

Dispenser/Interface	Supported: Yes/No	Recommended Version	Notation
<b>Bennett</b>			
DOSPIB	No		
515	Yes	v6.20	
			Supports PPU Discounting with Bennett 515 interface box, firmware v.507
			Supports PPU Discounting with Bennett 515 interface box, firmware v.507
Yes	v6.27		Supports Bennett SPM with Bennett 515 interface box with version v.6.20 Supports PPU Discounting
<b>Tokheim</b>			
DHC	Yes	v6.17	Supports PPU Discounting
VXDHC	Yes	v4200.03.09	Supports PPU Discounting
<b>Dresser/Wayne</b>			
CPU	No		Uses the Verifone Commander Forecourt Interface
PIB	No		
Fusion	No		
HyperPIB	No		
Arbitration Board	No		
<b>Gilbarco</b>			
Legacy PAM 1000	No		Uses the Verifone Commander Forecourt Interface
PAM 1000	No		
PAM 5000	No		
SMART Connect	No		

## Dispenser Card Readers — Supported Options

Verifone advises using the “Recommended Version” shown below.

### Bennett



See <https://www.vfne.co/verifone-petro-emv-updates> for Outdoor EMV Implementation Status updates.

#### Bennett: SSP (Simply Secure Payment)


##### EMV Certification

EMV Contact	Certified
EMV Contactless	Certified

Supported Options	Recommended Minimum Version
-------------------	-----------------------------

EMV	XXXXXX.10.10.07
-----	-----------------

##### Notes

 The "XXXXXX" number is based on hardware revision. Upgrade to EMV version XXXXXX.10.10.09, if the site is experiencing “Remove Card” message remaining on the display after the card has been removed until timeout.

#### Bennett: DCA


Supported Options	Recommended Minimum Version
-------------------	-----------------------------

Non-debit	N/A
-----------	-----


##### Debit

Non-debit	N/A
-----------	-----

##### Notes

 Cash Acceptors, Debit, Graphics, SDES, TDES, and Master Session are not supported.

## Bennett (Continued)

Bennett: DCT (Verifone Everest Card Reader)	
Supported Options	Recommended Minimum Version
<b>Debit</b>	
Non-debit	1.02.02
SDES (DUKPT)	1.02.02
<b>Notes</b>	
	Cash Acceptors, Graphics, TDES, and Master Session are not supported.

## Dresser/Wayne



See <https://www.vfne.co/verifone-petro-emv-updates> for Outdoor EMV Implementation Status updates.

When connecting the Commander Ethernet cable to a DCR Serial Converter for Outdoor EMV, the wires routed from the converter to the DCR must be twisted pair.

### Dresser/Wayne: iX Pay 2, 3.1 Series

#### EMV Certification

EMV Contact				Certified
EMV Contactless				Certified
EMV Status	Firmware	Contactless Reader	Contactless Reader Firmware	Contactless Build Revision
NFC Mode > Contactless	3.1.203.1260	C150S	26100A02	21031801
NFC Mode > Contactless Disabled	3.1.203.1260	C150S	26100A02	21031801

#### Supported Options

Supported Options	Recommended Minimum Version
Cash Acceptors	N/A
Graphics	3.1.203.1260
Scanner	2D Zebra DS45

#### Debit

Non-Debit	3.1.203.1260
TDES	3.1.203.1260

#### Notes




Jade board is recommended for outdoor EMV. Red board can be used if non-media site.

Cash Acceptors are not supported with EMV.


Prior to upgrade to Wayne EMV software, please check the minimum version with Wayne.


DSM, Secure CAT, SDES, and Master Session are not supported.

## Dresser/Wayne (continued)

Dresser/Wayne: iX Pay 1, 2.8 Series				
EMV Certification				
EMV Contact				Certified
EMV Contactless				Certified
EMV Status	Firmware	Contactless Reader	Contactless Reader Firmware	Contactless Build Revision
NFC Mode > Contactless	2.8.203.9	C150	2610EA02	21032201
	2.8.203.9	C150S_NP	2610FA02	21031901
NFC Mode > Contactless Disabled	2.8.105.109	C150	2610EA02	18050901
	2.8.105.109	C150S_NP	2610FA02	19020101
Supported Options			Recommended Minimum Version	
Cash Acceptors			2.5.15.0	
Graphics			2.5.15.0	
Scanner			2.5.15.0	
Debit				
Non-Debit			2.5.15.0	
TDES			2.5.15.0	
Notes				
 <p>Jade board is recommended for outdoor EMV. Red board can be used if non-media site.</p> <p>Cash Acceptors are not supported with EMV.</p> <p>Prior to upgrade to Wayne EMV software, please check the minimum version with Wayne.</p> <p>DSM, Secure CAT, SDES, and Master Session are not supported.</p>				


## Dresser/Wayne (continued)


Dresser/Wayne: Anthem	
<b>EMV Certification</b>	
EMV Contact	Certified
EMV Contactless	Certified
<b>Debit</b>	
<b>Supported Options</b>	<b>Recommended Minimum Version</b>
Contact/Contactless EMV	3.1.207.430
ANTX	1.20.4.130
<b>Notes</b>	
	Cash Acceptors, Graphics, TDES, and Master Session are not supported. Prior to upgrade to Wayne EMV software, please check the minimum version with Wayne.

Dresser/Wayne: iX — Blue Board	
<b>Supported Options</b>	<b>Recommended Minimum Version</b>
Cash Acceptors	1.3.8.0
Graphics	1.3.8.0
Scanner	1.3.8.0
<b>Debit</b>	
Non-Debit	1.3.8.0
TDES	1.3.8.0
<b>Notes</b>	
	DSM, Secure CAT, SDES, and Master Session are not supported.





## Dresser/Wayne (continued)

Dresser/Wayne: Ovation and Ovation 2 with qCAT	
Supported Options	Recommended Minimum Version
Graphics	206.00
Scanner	206.00
Debit	
Non-Debit	206.00
TDES	206.00
Notes	
	Cash Acceptors, DSM, Secure CAT, TDES, and Master Session are not supported.

Dresser/Wayne: Vista3V	
Supported Options	Recommended Minimum Version
Cash Acceptors	103.00
Graphics	103.00
Scanner	103.00
BCB	5.1
Debit	
Non-Debit	103.00
TDES	103.00
Notes	
	DSM, Secure CAT, TDES, and Master Session are not supported.

### Dresser/Wayne (continued)

Dresser/Wayne: Dual CAT	
Supported Options	Recommended Minimum Version
Cash Acceptors	103.00
Graphics	103.00
Scanner	103.00
BCB	5.1
Debit	
Non-Debit	103.00
TDES	103.00
Notes	
	DSM, Secure CAT, TDES, and Master Session are not supported.


Dresser/Wayne: Legacy CAT	
Supported Options	Recommended Minimum Version
Cash Acceptors	64.00
Graphics	64.00
Scanner	64.00
Secure CAT	2.01
Debit	
Non-Debit (not enhanced)	58.00
TDES	54.00
Notes	
	DSM, TDES, and Master Session are not supported.

## Gilbarco





See <https://www.vfne.co/verifone-petro-emv-updates> for Outdoor EMV Implementation Status updates.

When connecting the Commander Ethernet cable to a DCR Serial Converter for Outdoor EMV, the wires routed from the converter to the DCR must be twisted pair.


Gilbarco: FlexPay IV (M7)	
<b>EMV Certification</b>	
EMV Contact	Certified
EMV Contactless	Certified
<b>Supported Options</b>	<b>Recommended Minimum UPM Bundle</b>
EMV (PCI DSS 5.0)	52.12.45
EMV (PCI DSS 4.0)	42.12.45
Graphics	42.05.11 - P609
Applause (Graphics)	42.05.11 - P609
Cash Acceptors	42.05.11 - P609
Scanner	
Contactless (RFID) with UX 400	42.05.11 - P609
<b>Debit</b>	
Non-Debit	42.05.11 - P609
TDES	42.05.11 - P609
<b>Notes</b>	
	<p>If the site has FlexPay IV v42.11.47 or v52.11.47 and debit transactions are receiving an “INVALID PIN” response from the host, Gilbarco has corrected this with the v42.11.53 and v52.11.53 software releases.</p> <p>Cash Acceptors are not supported with EMV.</p> <p>GSM, SDES, and Master Session are not supported.</p>

## Gilbarco (continued)


Gilbarco: FlexPay II (M5)	
<b>EMV Certification</b>	
EMV Contact	Certified
EMV Contactless	Certified
<b>Supported Options</b>	<b>Recommended Minimum UPM Bundle</b>
EMV	3.6.06
Graphics	30.3.03
Cash Acceptors	30.3.03
Scanner	
<b>Debit</b>	
Non-Debit	30.3.03
TDES	30.3.03
<b>Notes</b>	
	Cash Acceptors are not supported with EMV. Contactless (RFID), GSM, SDES, and Master Session are not supported.

Z80 Logic Board	
<b>Supported Options</b>	<b>Recommended Minimum Version</b>
<b>Debit</b>	
Non-Debit	50.2.4
<b>Notes</b>	
	Cash Acceptors, GSM, Graphics, Scanner, Contactless (RFID), SDES, TDES, and Master Session are not supported.


## Gilbarco (continued)


Encrypting PIN Pad (EPP) with Advanced GSM	
Supported Options	Recommended Minimum Version
Advanced GSM	See CRIND versions below.
Graphics	
Scanner	
Contactless (RFID)	
Debit	
SDES (DUKPT)	See CRIND versions below.
TDES	
CRINDs	
Advantage	62.6.10
Encore 300	62.6.10
Encore 500	3.1.50
Ecilpse	3.1.50
Notes	
	<p>An Advanced GSM is not required if EPP is injected with the correct debit key. However, it can be used until the EPPs are injected with the correct debit key.</p> <p>Master Session and Cash Acceptors are not supported.</p> <p>Please contact your Gilbarco servicer for the correct setup of the EPP and the mapping of the keypad.</p>

## Gilbarco (Continued)

Advantage CRIND (Z180 Logic Board)	
Supported Options	Recommended Minimum Version
Cash Acceptors	60.9.40
GSM	
Graphics: Monochrome	609.40
Graphics: InfoScreen	609.40
Scanner	609.40
Contactless (RFID)	609.40
Debit	
Non-Debit	60.9.40
TDES	60.9.40
Notes	
	<p>InfoScreen graphics are supported only in single-line mode.</p> <p>Version 60.7.30 is NOT supported for any mode.</p> <p>TDES and Master Session are not supported.</p>

## Gilbarco (continued)

Encore 300	
Supported Options	Recommended Minimum Version
Cash Acceptors	60.9.40
GSM	
Graphics: Monochrome	609.40
Graphics: InfoScreen	609.40
Scanner	609.40
Contactless (RFID)	609.40
Debit	
Non-Debit	60.9.40
TDES	60.9.40
Notes	
	<p>InfoScreen graphics are supported only in single-line mode.</p> <p>Version 60.7.30 is NOT supported for any mode.</p> <p>TDES and Master Session are not supported.</p>

Encore 500/Eclipse	
Supported Options	Recommended Minimum Version
Cash Acceptors	
GSM	
Graphics: Monochrome	
Debit	
Non-Debit	
SDES (DUKPT)	
Notes	
	<p>Contactless (RFID), TDES and M/S are not supported.</p>

## Invenco



See <https://www.vfne.co/verifone-petro-emv-updates> for Outdoor EMV Implementation Status updates.

### Invenco: G6 300 and G7 100 OPT

#### EMV Certification

EMV Contact	Certified
-------------	-----------

EMV Contactless	Certified
-----------------	-----------

#### Supported Options

#### Recommended Minimum Version

EMV Firmware	3.2.21
--------------	--------

EMV Adapter	1.06.0159
-------------	-----------


#### Notes




None.



## Tokheim

Premier B	
Supported Options	Recommended Minimum Version
Cash Acceptors	N/A
TED	v300 or v400
Debit	
Non-debit (4-line display)	JP02.18.00
SDES (DUKPT)	MT0301.00
Debit TED (4-line display) SDES (DUKPT)	MTQD02.00
Insight Graphics Non-debit	MTPQ06.03
Insight Graphics SDES (DUKPT)	MTPQ06.03
Notes	
	Scanner, TDES, Debit TED (4-line display) Master Session, Debit TDS Plus (4-line display) and Master Session are not supported.

## Tokheim (continued)

Premier C	
Supported Options	Recommended Minimum Version
Cash Acceptors	N/A
TED	v300 or v400
Debit	
Non-debit (4-line display)	JP02.18.00
Debit TED (4-line display) SDES (DUKPT)	MTQD02.00
Insight Graphics Non-debit	MTPQ06.03
Insight Graphics SDES (DUKPT)	MTPQ06.03
Notes	
	Scanner, TDES, Debit TED (4-line display) Master Session, Debit TDS Plus (4-line display) and Master Session are not supported.

## Verifone and Partner Options Supported

### Backup Power Supply (UPS)

UPS, Conditioned, 250VA	VFI P/N P040-07-050
-------------------------	---------------------

#### Notes



One per POS terminal and one for the Verifone Commander.

### Car Wash

Ryko Code-A-Wash III	Version 15554-009, Rev. E
----------------------	---------------------------

Ryko Code-A-Wash IV	19574-006 Rev. N
---------------------	------------------

Unitec POS4000	Firmware version 6.67
----------------	-----------------------

Unitec Carwash Select II / Enterlink Super Interface	Version 2. Firmware version 5.43
--	----------------------------------





### Car Wash Paypoint

Unitec Portal Ti  
(Touchscreen)

Core Version: 3.60  
Sierra Version: 1.63  
Version: 4.30




<p>Unitec C-Start (Cashless)</p> 	<p>Core Version: 3.60 Sierra Version: 1.63 Version: 1.40</p>
--	--

<p>Unitec Sentinel (Dual Bill Dispenser)</p> 	<p>Core Version: 3.60 Sierra Version: 1.63 Version: 1.40</p>
--	--

**Cash Drawer**

<p>Verifone Topaz/Ruby2</p>	<p>VFI P/N P050-01-200</p>
-----------------------------	----------------------------

**Notes**

	<p>Must have adapter: VFI P/N 22839-01 Rev 3 or Rev C. Do NOT use adapters marked with Rev 1 or Rev A. These adapters can be damaged if plugged into a powered-up POS. In addition, the adapter MUST ONLY be plugged into one of the POS CASH DWR ports.</p>
---	--

**Cash Recyclers**

<p>Glory</p>	<p>Models: CI-10 and CI-5</p>
--------------	-------------------------------

**Coin Dispenser**

<p>Transact2</p>	<p>VFI P/N P040-08-023</p>
------------------	----------------------------

**Displays**

<p>Customer Display</p>	<p>VFI P/N P040-08-300</p>
-------------------------	----------------------------


**EASY ID™**

Easy ID is supported for ALL states as long as the Mag Stripe/2D codes use the AAMVA standard format. Please contact your local Department of Motor Vehicles for details about your state.

## Electronic Fuel Price Signs

<p>Supported with tested interface:</p> <ul style="list-style-type: none"> <li>• Able Applied Technologies: AAT Live Hub (AAT-LH-V1)</li> <li>• DakTronics: DM-100 PSC (0A-1196-0133)</li> <li>• FutureMedia Displays Inc.: PriceVision LED Model FMD9-GSX.</li> <li>• Guru Digital Media: Guru Price Sign.</li> <li>• WatchFire: Price Watcher Sign.</li> </ul> <p>Supported:</p> <ul style="list-style-type: none"> <li>• Everbrite</li> <li>• Skyline</li> <li>• NOVYC Electronics Inc.</li> <li>• PWM</li> </ul>	<p>The Price Sign Controller (<i>PSC</i>) and an RS-232 connector is supplied by the sign manufacturer.</p>
--	---

## Notes

	<p>Contact the manufacturer for details.</p>
---	--

## Laser Scanners (POS Ready)

Use the following URL to access a list of laser scanners that have been approved by Verifone. See <https://www.verifone.com/en/us/petro-partners-program>.


## Money Order

<p>MoneyGram: Delta Network Terminal 780T Version 3.5</p>	<p>P/N 11-0021-001</p> <p>Printer model: 1600</p> <p>VFI cable: VFI P/N 55296-03</p>
<p>Western Union Money Order Dispenser System: Version 3.5</p>	<p>P/N FDX-400 (Version 7534 and above)</p> <p>Adapter: DB-9M to RJ-45 (VFI P/N 13641-01) Requires an RS-232 cable (P/N 13836-XX)</p> <p>Interface: FIP11 Interface Module (P/N 010064-02)</p>
<p>Western Union Money Order Dispenser System: ICE6000 Terminal (Ethernet)</p>	<p>Requires an Ethernet cable.</p>
<p>Western Union Money Order Dispenser System: TAIO Terminal (Ethernet)</p>	<p>Requires an Ethernet cable. Config. Version: 6114 and 6120</p>

## PIN pads

<p>Verifone M400, P400, MX 915, MX 925 Multimedia</p>	<p>See the Sales Representative for part numbers.</p>
---	---

**Notes**


	For debit, PIN pads must be injected with the appropriate key for the application.
---	--

**Verifone Topaz XL, Ruby2 Printers (Point of Sale)**

Verifone Thermal **receipt only** printer (May be used to replace EPSON TM-T88)  
 VFI P/N P040-02-020  
 Paper Width: 79.5 mm ±.5 mm (3.15 ±.02")  
 EPSON P/N (Paper) NTP080-80

EPSON TM-T88III Thermal **receipt only** printer  
 VFI P/N P040-02-008  
 Paper Width: 79.5 mm ±.5 mm (3.15 ±.02")  
 EPSON P/N (Paper) NTP080-80

**Notes**

	For EPSON TM-T88III Thermal installation information and DIP switch settings, refer to the “VASC Field Service Bulletin No. 0706.001”.
---	--

**Secondary Network**

Use the following URL to access a list of secondary networks that have been approved by Verifone. See <https://www.verifone.com/en/us/petro-partners-program>.

**Tank Level Sensor**

EBW: Auto/Stik	Firmware version AMOCO4
	Requires an RS-232 cable (P/N 13836-XX)
	Requires an adapter DB-9M, standard (black) (VFI P/N 13641-01)
Emco: EECO System 1500	Firmware version 023E
	Requires an RS-232 cable (VFI P/N 13836-XX)
	Requires an adapter DB-9F, null modem (red) (VFI P/N 13638)
Emco: EECO System 2000	Firmware version 004L
	Requires an RS-232 cable (VFI P/N 13836-XX)
	Requires an adapter DB-9F, null modem (red) (VFI P/N 13638)

Emco: EECO System 3000	Firmware version 0051
	Requires an RS-232 cable (VFI P/N 13836-XX)
	Requires an adapter DB-9F, null modem (red) (VFI P/N 13638)
Veeder Root: TLS 250	Requires an RS-232 cable (VFI P/N 13836-XX)
	Requires an adapter DB-25M, null modem (red) (VFI P/N 13581-01)
Veeder Root: TLS 350	Requires an RS-232 cable (VFI P/N 13836-XX)
	Requires an adapter DB-25M, null modem (red) (VFI P/N 13581-01)

## Additional Information

### Weights and Measures

Support for cash and credit pricing at the dispenser requires explicit cash and credit selections on the dispenser. This is in compliance with the *Weights and Measures Guidelines for Selectable Unit Price Capability*, section G-S.5.1.



This software supports a POP Discount feature, which allows a point-of-purchase discount on fuel based on the purchase meeting certain pre-defined transaction criteria. It is possible that the Weights and Measures department in your state may consider this POP Discount feature, when used in a post-pay scenario, to be in violation of state regulations.

**YOUR IMPLEMENTATION OF THE POP DISCOUNT FEATURE IS DONE AT YOUR OWN RISK. Verifone EXPRESSLY DISCLAIMS ANY LIABILITY FOR CLAIMS, FINES OR DAMAGES RESULTING FROM IMPLEMENTATION OF THE POP DISCOUNT FEATURE IN A LOCALE WHERE IT IS DEEMED A VIOLATION OF LOCAL OR STATE REGULATIONS. YOU SHOULD CONSULT YOUR LOCAL WEIGHTS AND MEASURES ENFORCEMENT GROUP BEFORE IMPLEMENTING THE POP DISCOUNT FEATURE.**