

Verifone Petro Software Release Notes

Verifone Commander



Versions and Information

Base Version	53.27.03
Distribution Version	Chevron 1.16.28 Production Release
Release Date	July 22, 2022
Publication Date	July 28, 2022 (Updated)

Distribution Components

Base	053.27.03
Chevron	8.53.27.03
Verifone Commander OS	1.12.01
EPS	9.02.05
Mobile	1.00.00
RCI	6.00.01
POS OS	5.01.03
WEB	5.05.00

PIN Pad Software Versions

Minimum EMV Certified Verifone ViperPAY Versions

NOTE: Make sure the minimum OS and OS Update is loaded before installing Verifone ViperPAY. See the Verifone ViperPAY release notes.

PIN pad	Version	XPI	Kernel	OS Version
Verifone MX 900 Series	4.07.04	5200w2	Velocity L2 7.020I	Minimum - 30140200
				Recommended - 30251000

Viewing the OS version on Verifone MX 900 Series PINpad

1. At any screen, press the numbers 1,5,9 on the keypad at the same time until the password entry screen appears for System Mode.
2. Key in the password.
3. At the Home screen, touch the Information tab.
4. Touch the Basic System tab.
5. Scroll down to "Build" to view the OS version.

Contents

PIN Pad Software Versions	3
Important Information.....	5
New In This Release: 1.16.28.....	7
Resolutions	7
New In Previous Release: 1.16.27	7
Enhancements	7
Resolutions	8
New In Previous Release: 1.16.25	11
Enhancements	11
Resolutions	13
New In Previous Release: 1.16.18	21
Enhancements	21
Resolutions	22
New In Previous Release: 1.16.13	25
NEW POS	25
Enhancements	26
Resolutions	32
Installation Options	49
Installation Documentation.....	49
Fuel Hardware Peripherals Supported	50
Verifone and Partner Options Supported.....	67
Additional Information	73

Important Information

Verifone C18 Self Checkout

The following is important information when setting up Verifone Self Checkout on the Verifone C18 POS.

- If an Auto Upgrade was performed, the Verifone Self Checkout sub-menu will not display under the Configuration Client > Store Operations menu. To enable the Verifone Self Checkout submenu, assign the following roles at Configuration Client > Security > Manage Users > User Administration > Configure Roles.
 - uscategorycfg - Update Verifone Self Checkout Category Configuration
 - uscoglobalcfg - Update Verifone Self Checkout Global Configuration
 - uscoregistercfg - Update Verifone Self Checkout Register Configuration

NOTE: The Verifone Self Checkout submenu displays if the Verifone Commander software was installed manually.

Disabling Swipe Ahead on Verifone C18

Sites that do not have a 2D scanner will need to disable swipe ahead in order to process Easy ID or a POP Membership card at the PIN pad. Do the following two steps consecutively:

- On the Verifone C18 POS, disable Swipe Ahead at Maintenance > Device Configuration > PINPAD configuration > EPS PINPAD with Driver License and POP Membership.
- On the Verifone MX 900 Series PIN pad, edit the Config.Usr1 Swipe Ahead value found in System Mode at Home > Administration > Config by entering the Config.Usr1 file. Under the [PERM] section, there will be a Swipe Ahead parameter with a '0' or a '1' value. The value should be set to '0' to disable it. After the change, reboot the PIN pad.

EMV Certified

This software version supports Contact and Contactless Indoor. See the Dispenser Card Reader section towards the back of these release notes for EMV Contact and Contactless certifications for each dispenser manufacturer.

These Release Notes

These release notes are for both the Verifone Commander and RubyCi.

TLS Support

NOTE: The steps below are only required for a manual software installation. The Auto Upgrade automatically sets the TLS settings.

To set up TLS and if this is a manual software installation, follow these steps:

1. On the Verifone MX PINpad, the Port needs to be set to '5000' at Configuration > Network Settings.
2. On the Verifone Commander, the POP has to be configured to "Connect with SSL" and Secure Port '5000' at Verifone Configuration Client > Payment Controller > EPS Global Configuration > POP.

See the latest Verifone ViperPAY User Guide and Verifone Commander documentation for more details on accessing these areas.

Wayne and Secure PumpPAY Keypad Configuration

In case of Wayne and Secure PumpPAY DCR configuration, the user is now required to configure the keypad layout from the DCR Keys Configuration in Verifone Configuration Client and the driver will use the configured keypad instead of using a predefined keypad layout. If an auto upgrade is performed and the DCR key configuration was not present previously, it is expected by the user to configure the keypad for a functional DCR keypad. It can be configured at Forecourt > DCR Key > DCR Keys Configuration and then perform a DCR initialization.

Verifone Remote Software Delivery (VRSD)

The Verifone Commander supports the Verifone Remote Software Download (VRSD) to allow automated software updates from the Verifone servers. See the Verifone Commander Verifone Remote Software Delivery Implementation Guide for more information.

FEP Configuration Documentation

See the Chevron Commander Network Configuration Guide.

New In This Release: 1.16.28

NOTE: This software version supports Outdoor MSD Contactless for Gilbarco CRINDS only.

CHEVRON LOCATIONS CURRENTLY USING WAYNE CATS WITH SIGNIFICANT CONTACTLESS PAYMENT TRANSACTIONS ARE ADVISED TO WAIT FOR THE NEXT VERSION WHICH WILL INCLUDE WAYNE OUTDOOR EMV CONTACTLESS SUPPORT BEFORE UPGRADING.

For locations with WAYNE CATS with low or no outdoor contactless usage, CHEVRON 1.16.28 (Base 53.27.03) can be installed, however, outdoor contactless (EMV and MSD) must be completely disabled by setting the NFC MODE for each CAT to CONTACTLESS DISABLED and then performing a Verifone Configuration Client > Tools > Refresh Configuration.

RESOLUTIONS

Chevron FEP

Loyalty was displayed as "Program 01" instead of the Loyalty program name on the Verifone MX 915 PINpad. This was corrected.

Dispenser Card Readers

Occasionally, the DCRs lost communication with the POS and displayed poll errors. The customer was able prepay inside, but the sale came due after pumping gas. The cashier needed to press the pump number for it to complete. The DCRs no longer lose communication.

New In Previous Release: 1.16.27

ENHANCEMENTS

Dispenser Card Readers

Support added for some quick swipe scenarios with a non-clamping Wayne/DFS Anthem DCR.

POS System

1. There were performance improvements on the Daily Message functionality.
2. Performance improvements have been made on the POS Express Panel.
3. The Verifone RubyCi startup performance was improved.

Sales

Performance improvements have been made to fuel transactions when reserving a dispenser.

RESOLUTIONS

Chevron FEP

Refunds from previous EMV transactions were failing. This was corrected.

Verifone Configuration Client

After an auto upgrade, the Fuel Products and Fuel Positions may have been unavailable in Verifone Configuration Client. This was corrected and now they are available after an auto upgrade.

Dispensers

1. Commercial fleet cards were allowed on a non-commercial regular fuel dispenser when indoor prepay sale with amount was tendered. This was corrected and now they will only be allowed on commercial dispensers.
2. Commercial Fleet Prepay option was enabled on the POS Fuel Panel View even though it was disabled in Fuel Position Configuration. It will now be disabled on the POS Fuel Panel View when disabled in Fuel Position Configuration.

Dispenser Card Readers

1. On Wayne DCRs, after a transaction completion, the idle screen refreshed twice and if a card was inserted during the refresh, it remained clamped until a DCR Initialization or reboot was performed. This was corrected and now the card will not remain clamped if inserted during DCR screen refreshes.
2. "Chip Read Failed, Pay Inside" displayed for one second and then "Declined" was displayed. The failure message will now display for three seconds.
3. Intermittently on Wayne DCRs, there was a long delay after the remove card prompt on EMV contact transactions. This was corrected.
4. Intermittently on Wayne DCRs, when the card was inserted to begin an EMV transaction, it remained clamped until a DCR initialization was performed. The DCR will now release the card when the read process is complete.

5. Intermittently on Wayne DCRs, there were card clamping issues when handling Quick Swipe transactions. These issues were corrected.
6. The following Commercial Fleet card issues were corrected:
 - Refunds were not printing a signature line on the receipt.
 - When the host was down, a failure message was not displayed to the cashier during Fleetcheck MOP transaction.
 - Commercial Fleet card transactions were not printing a signature line.
7. When the product restriction was enabled for car wash and the EPS was not sending it to the POS in card preauthorization, the DCR still prompted for car wash for Visa Fleet cards. This was corrected and the DCR will not prompt for car wash when restricted.
8. Dispensers were not coming out of pump stop in the morning when the site opened for business. When the dispensers were re-authorized at the POS, they appeared to be ready, but the DCR displayed "Pump Stopped". This was corrected and now the dispensers will be ready to fuel.
9. When a site auto upgraded to Verifone Commander Base 53.27.00, serial connected Gilbarco DCRs were not loading. This was corrected.
10. On a Wayne DCR, while performing chip card transaction, if the card was removed the moment EMV processing was complete and before the remove card was displayed, The Verifone Commander Fuel system was unable to clear the remove card prompt after it was displayed. This was corrected.

EPS System

1. The card price tier settings were not stored during an Auto Upgrade to Base version 53.27.01. They are now stored during an auto upgrade from Base 53.27.02 or higher to a later version.
2. There was an issue where the system was experiencing high CPU usage for a long period of time. This issue was corrected with FEP State Indexing.
3. When the POS logged into the EPS with swipe ahead disabled, it appeared the PIN pad diagnostics was not starting as part of the POS login. This diagnostics happened only as part of the first transaction from the POS. This caused an EMV initialization issue before running any transaction on the POS after cashier logged into it.
4. When a common global MasterCard was inserted, the DCR prompted for Debit MasterCard and US Debit instead of PIN bypass. This was corrected.

InComm FEP

Incomm Gift Card Activate was prompting to swipe the card on the POS. It should be prompting at the PIN pad. This was corrected and now it prompts at the PIN pad.

Loyalty

1. If a user added a loyalty card to the Loyalty Card Configuration with a Card Table index longer than eight characters and configured only the manual entry parameter, the entry

created had an '_M' appended to the name in the Loyalty Card Configuration list. When attempting to edit or remove the card, it resulted in an error that the field was too long due to the '_M' value. The maximum length has been changed to allow for the '_M' value.

2. When Alternate ID was enabled, the MX 915 PIN pad displayed the Loyalty ID prompt at the top of the screen and Loyalty button was missing, but instead "Label1" was displayed. Also, the "Welcome to Our Store" message was missing. These issues were corrected and the button and message are now displayed.
3. Swipe ahead was not prompting for Loyalty ID. The PIN pad continued to display the Welcome Screen. The PIN pad now prompts for the Loyalty ID.
4. With loyalty outside and payment inside, the transaction was declined at the DCR. This was corrected.

Mobile

A Back Office update to the Verifone Commander was corrupting the Mobile Configuration file. This was corrected.

POS System

1. Period sequence numbers were inconsistent in tranSet entries. This was causing confusion for back office software.
2. The On-Screen Numeric Keypad back button was clearing all the entered digits instead of last digit alone. It will now only clear the last digit.

Reports

1. Decimal point was disappearing when entering drawer amounts in Print Cashier Reports. This was corrected.
2. There was a reporting discrepancy in the Fueling Point Hose Report when there was a fuel sequence number rollover. It will now increment correctly.
3. Mobile Settlement Report was not being sent to the host for the Close Monthly and Close Yearly Reports. It is now sent with those reports.

Sales

1. When the In-House MOP was used in a prepay, the user was unable to clear an underrun using it. The the In-House MOP key would only beep. This was corrected.
2. The following POS issues were corrected:
 - Intermittently, "Reprint not possible" message overlay displayed upon selecting Reprint
 - When navigating through the <Ticket Print> keyboard from last item, the reprint window was dismissed
 - Numeric keypad icon was enabled on the express panel when reprint window was displayed
 - When using Reprint, the index numbers were inconsistent

- Intermittently, the user was unable to select the reprint line item upon touch
 - Keyboard navigation was not working on select till window
 - During Receipt Reprint, there was a mismatch between selected receipt and the previewed receipt while scrolling
 - Receipt Preview was empty for suspended transactions
3. When there was a prepay transaction in progress at the same time as a EMV initialization, it caused the prepay limit to be the same as the previous transaction. The current preset amount will now be honored for the pay inside transaction.
 4. The signature capture verification overlay message was incorrectly displayed on the POS screen for the cashier to verify and confirm the signature. A complete progress bar was covering up the signature. This was corrected and now the captured signature from the PIN pad with the confirm and cancel buttons displays for the cashier to confirm it.

New In Previous Release: 1.16.25

ENHANCEMENTS

Chevron FEP

1. When there is a new installation or auto upgrade, the network parameter will be checked as the default configuration and grayed out.
2. The ability to apply or stack multiple discounts sent by Loyalty Host in the Get Rewards Response for the consumer.
3. Merchant printed receipts can now be turned off when the small credit limit is set to the maximum value.

Dispenser Card Readers

1. All available Wayne version and status information will now be logged for tracking and analysis.
2. Charitable Donations is now supported at the DCR.
3. DCR soft keys are now shaded and aligned in a way so that the user knows that it is a touchscreen for input.
4. NFC Mode will default to MSD contactless for sites previously having RFID enabled set to true regardless of the EMV enabled.
5. Bennett and Invenco DCRs display sizes are now supported. DCR Position Parameters have been updated in Verifone Configuration Client for display size options.

6. The user now has the ability to log into Verifone Configuration Client > Forecourt > DCR Configuration and change DCR Position. Also, various RFID Modes such as Contactless, Contactless MSD, and Contactless EMV can be configured.

EPS System

1. Sites can now configure their active loyalty programs to support Apple Pay VAS (Value Added Services) for loyalty entry. Customers can take advantage of the site's loyalty programs when paying with an Apple Pay device that has been configured with loyalty passes. Also, the site can send configured Loyalty program Pass IDs to the Apple Pay enabled PIN Pad. This will allow the PIN pad to accept loyalty entered via the customer's mobile wallet. This benefits the customer of not having to carry separate loyalty cards or enter Alternate IDs to access their loyalty awards.
2. In Core EPS, if there is a card table match with a FEP that is disabled, the card will be declined.
3. The system was generating inconsistent messages when an EMV card was inserted at a DCR that contained soft keys for Debit or Credit on the DCR screen. The customer was selecting one option and then doing something else. The transaction flows have been enhanced to eliminate the inconsistent messages sent to the host.
4. Apple VAS (Value Added Services) will now have Spanish translation support.

Food Service

Support was added to KDS without iOrder. Currently, sites that are using KDS, must have an iOrder. This enhancement is for sites with limited counter space where they would like to use KDS, but don't have the need for an iOrder. This is for sites taking a lot of phone orders or delivery orders. Now, they can use KDS without iOrder.

Loyalty

When the loyalty host sends a message, the system displays them sequentially. Now, they will be displayed at the same time if the target device of these messages are different so that the wait time is limited.

POS System

1. System Information will now be sent in the Site Assets for Verifone Commander and POS.
2. The application performance speed has been enhanced.
3. Performance improvements were made to the input, review, and message overlays on the POS.

Proprietary Fleet FEP

1. For Proprietary Fleet cards, the authorization will allow decimal amounts instead of whole dollar amounts.
2. For Proprietary Fleet cards, the reference number will now be sent by the EPS to POS in the IFSF response.

Sales

1. The system now has the ability for cashiers to enter a partial amount for network cards instead of letting the payment network response reduce to zero and move to next the MOP.
2. The Cashier Login ID can now be changed to an Employee Number by enabling it at Verifone Configuration Client > Store Operations > Sales Configuration > Sales Parameters > Employee Number Login. The feature does not allow duplicates. If attempted, a message "Employee number already used: [1234]" displays.
3. The ID Check Required prompt has been changed to "Must be born on or before MM/DD/YY."

RESOLUTIONS

Chevron FEP

1. When a ticket reprint was performed, the system printed two customer copies. The system will now only print one customer copy.
2. When the Verifone Commander software is manually installed and an EMV PDL was performed, the Outdoor EMV Configuration was not present in Verifone Configuration Client. The Outdoor EMV Configuration will now be present in Verifone Configuration Client.
3. EPS was sending a completion, but the card was responding with a decline. This was corrected so that both are sending the correct response.
4. Parameter Downloads were failing due to a socket error when the FTP server was down. Parameter Downloads will no longer fail.
5. The PIN pad was stuck at the "Use Balance Of \$" prompt even after pressing 'Yes' for partial approval transaction. The PIN pad remained at the prompt until the Credit key was pressed and then the final payment card was swiped. This was corrected by adding a "Waiting for Cashier" message on the PIN pad.

Verifone Configuration Client

1. In Verifone Configuration Client, the message displayed OTP (One-Time Password) was generated but it did not display on the Verifone Commander. The message will not display if the OTP is not generated on the Verifone Commander.
2. Item Selection values for Function Type were not displayed correctly at Verifone Configuration Client > Touch screen > Panel Configuration > Click on Add button and then choose any key choose Type as Function. Item selection values for Function Type will now load properly.

Dispenser Card Readers

1. After the dispensers were at the idle screen, an initial EMV Initialization caused the Wayne ixPay dispensers to reboot. When they returned to the idle screens and a second EMV Initialization was performed, the dispensers worked as expected. This was corrected.
2. When a DCR card transaction was rejected by the host, the next mobile transaction failed. This was corrected.
3. After a DCR Initialization, the Gilbarco M5 and M7 DCRs displayed “Loading Secure Prompts” in an endless loop.
4. In some cases, fuel and DCRs were out of sync if a prepay was in progress and there was an EMV Initialization at the same time. This was corrected and now the prepay will complete first before the EMV Initialization starts.
5. The DCR was allowing two retries for the customer when an invalid membership ID was used. However, the message “Invalid POP member ID. Please Re-try” was displayed on the third attempt too. The Member ID accepted or rejected message was not displayed to customer, but the POP Member ID discount was applied and details were printed on the receipt. A message has been added that notifies the customer that maximum retry limit was reached/exceeded after third invalid attempt of membership ID.
6. When a chip card was inserted in the DCR following a loyalty card mag-stripe read and before the CRIND displayed the “PAY HERE Y/N?” prompt, it appeared that there was an attempt to read the chip card, but then it failed and then the DCR displayed “Please See Cashier”. The transaction proceeds as normal operation.
7. The following Commercial Fleet issues were corrected:
 - Gilbarco M7 10" DCR displayed as “Enter License Number.” This was changed to “Enter License Plate Number.”
 - Store and Forward transactions were not printing prompts. The prompts will now print on the receipts.
 - If authorization amount was greater than Stand-In limit, the transaction failed. The lower of the two amounts will now be used as the authorization amount.
 - After prepaying for fuel inside with an EMV card and then completing the sale outside, the final receipt printed at the pump had a signature line on the bottom. The signature line is now removed.
 - If the transaction had only merchandise and no fuel, the DCR was not displaying “See Cashier.” It went back to the idle screen. The DCR now displays “See Cashier.”
 - Duplicate records displayed in the Receipt Reprint Transaction List when more than one transaction has the same Transaction Time value. This was corrected.
 - When the cashier entered amounts for purchase or refund, only asterisks displayed. Amounts are now displayed.
 - Commercial transactions were not deleted after a Period Close. They are now deleted.
 - “Enter Vehicle Number was displayed instead of “Enter License Number” on the DCR. This was corrected.
 - On the POS, the unit price and network code were not populating in Preauthorization T-Log during prepay with PLU and/or department including a POP discount transaction

- DCR receipt alignment issues for outdoor transactions
 - Enabling commercial setting at dispenser also enabled multi-grade prompting
 - Cashier Verify Signature was not allowing cashier to answer prompt when prompting for zero dollar sale
 - Gilbarco secure prompt LICN displayed Enter License Number instead of License Plate Number
 - No refund was received when clicking the “Help” button in case of prepay underrun
 - Display Prompts alignment and timeout were out of order
8. After tapping on the contactless reader, the DCR returned to the idle screen without completing the transaction even though it sent EMV contactless data. The DCR will now complete the transaction.
 9. When a chip card was inserted in the card reader following a loyalty card mag-stripe read and before the DCR displayed the “PAY HERE Y/N?” screen, it appeared there was an attempt to read the chip card, but then it failed and displayed “Please See Cashier”. The transaction will now complete.
 10. When cancelling chip card transactions at the PIN Prompt Screen, the DCR displayed “Transaction Declined” instead of “Transaction Cancelled”. When cancelling MSR transactions at the PIN Prompt Screen, the DCR displayed “Transaction Cancelled”, but then 2-3 seconds after, it displayed “Required Input was not entered” instead of going to idle screen. These transactions will now display the correct messages.
 11. The Gilbarco M7 DCR locked up with the “Remove Card” prompt until it timed out. The DCR will no longer lock up.
 12. DCR soft keys were not shaded in boxes and it made the customer unaware to press the button. The DCR soft keys are now shaded.
 13. DCR transaction Receipt was not printing after fueling when the POS lost communication with the EPS. The receipt will now print when the POS to EPS is offline.
 14. A card was clamped and the customer was unable to remove if they inserted the card during the reward program's “Pay Now” screen without selecting any options. The customer will be able to remove the card.
 15. When a Wayne iX Pay 1 DCR did not fully clamp the EMV card as expected, it allowed the customer to remove card (quick swipe) and caused flow issues. The system will now detect quick swipe when the customer removes the chip card during the “Please Do not remove card” prompt. The DCR will display a warning message “Please Read! Your card has a security chip, Do not remove until prompted, Wait to reinsert” and it will also prompt for “Please Remove Card” with beeper sound if card is detected in the Reader while warning message is displayed.
 16. For MSD Contactless transactions, the DCR reader made an audible beep but the idle screen remained. The transaction will now proceed.
 17. When the MSD configuration was sent as part of the DCR Initialization, the reader did not apply the configuration sent in the first attempt. This will now be applied.
 18. When the POS terminals were shutdown when the site closed and then powered up in the morning, the POS locked up with the “Starting up, Please Wait” message. This was caused

by the DCRs in a looping state. The POS will now launch successfully and the login page will display.

19. At the Wayne DCRs, Hybrid loyalty cards were not being processed for loyalty rewards. They are now processed.
20. Commercial Fleet transactions were not prompting correctly. They now prompt correctly.
21. After prepaying for Commercial Fleet fuel transaction inside with a Mastercard EMV card and completing the sale outside, the final receipt printed at the DCR had a signature line on the bottom. The signature line will not print on the DCR receipt.
22. When performing a Commercial Fleet transaction at the DCR, the display prompts "Enter Data." The DCR will now prompt "Enter Vehicle Number."
23. Fuel Only Fleet cards were prompting for car wash. These card are now restricted to fuel only.
24. There were intermittent clamping issues observed in Wayne DCRs. These issues were corrected.

EPS System

1. Dealer Information was not sent in the POS Configuration Update, because it was not saved after the Auto Upgrade. It is now saved.
2. WEX DCR prompt for data was not updated after an Auto Upgrade from an older base. Prompt for data is now updated.
3. WEX outside transactions were not prompting for data. They now prompt for data.
4. The EPS processed Contactless ICC cards even though the EMV Configuration was set to Contact after an Auto Upgrade. The PMC will now process cards as Contact if configured after an Auto Upgrade.
5. RCI scheduler stopped checking in to the host hourly. RCI scheduler now checks in.
6. The payment system has been optimized to process the Day Close when a site has a large number of fueling positions so that they can operate business as usual.
7. When Authorization on Total and Loyalty were enabled, EBT swipe ahead transaction was performed, "No" was pressed at the Rewards Y/N prompt, and then Total with Credit MOP were pressed, it resulted in an "Invalid PIN Block" error message. The error message will no longer display.
8. The PIN pad was displaying declined messages for approved transactions. This was an intermittent issue during the first few transactions after an Auto Upgrade. The messages will no longer display as declined.
9. When AUX network transactions failed, they were not sent back to the POS for handling, but instead the VIPER was returning a declined message resulting in a failure/inability to handle as an AUX network transaction. The AUX network transactions will now be sent back to the POS for handling.
10. After an EMV PDL was performed, the outside EMV became disabled. Outside EMV now remains enabled after EMV PDL.

11. On Automated Fuel Dispenser EMV Contactless transactions, No CVM will be supported on all Mastercard AIDs for transactions above the CVM Limit.
12. Mastercard Fleet was not prompting with the matched track data instead of preferring Track 2 data. The system will now prompt with the matched track data.
13. An error occurred when processing Proprietary Fleet card transactions, because the Clerk ID was missing. The Proprietary Fleet card transactions will now process correctly without errors.

Loyalty

1. When there was an invalid manual entry for loyalty, the customer had to press the cancel button several times to exit the loyalty prompt. This was corrected.
2. With multiple loyalty programs configured, the second loyalty card was failing after swiping the payment card and the first loyalty card. The second loyalty card no longer fails.
3. There was a Ticket Level Discount mismatch in the Loyalty Approval Report. Ticket Level Discount values will now be updated correctly as per the transactions.
4. At the loyalty card swipe prompt and if the user swiped an invalid loyalty card, the card swipe prompt on the PIN pad was displayed indefinitely.
5. Swipe Loyalty card prompt was not displayed if there was a card read error. Swipe Loyalty card prompt now displays.
6. There were frequent "EPS IS BUSY" messages following the prompt to swipe loyalty card giving the impression of a PIN pad lockup. This was corrected.
7. The Loyalty PPU Totals by Grade Report was double counting the Count and Volume. This report was including both entries for patron and VCMG in the counts and counting the volume twice. the counts are now correct.
8. Loyalty was not processed for a hybrid card for which entries were created in Verifone Configuration Client > Loyalty Card Type Configuration. It will now process.
9. When an optional discount was declined, the system tried to send a Cancel Redemption Message to the loyalty host. It waited 15 seconds for a response. The system no longer waits for a response.
10. When purchasing an invalid product using a Credit EMV card, the PIN pad cycled between processing and waiting on cashier. The PIN pad did not advance to the Loyalty I'm Done screen. The transaction will now continue to the Loyalty I'm Done screen.

Mobile

1. In a Mobile loyalty transaction, the Loyalty Reward ID was zero for the POS ticket discount items. This was happening only when the system was using Verifone EPS as secondary EPS. Mobile will now pass Loyalty Reward ID whether loyalty discount is delivered from secondary EPS or primary.
2. During an outdoor mobile transaction, car wash was not prompted. It is now prompted in the transaction.

POS System

1. Journal Browser drop down menu was not filtering when asked to sort. The Journal Browser is now filtering the sort request.
2. Fuel Grade Sales Volume Total was incorrect in the T-Log when there was a Manual Fuel Department Refund. This was corrected.
3. There was an issue with the CDM Agent that was causing dispensers to go offline a few times during the day. These issues were corrected.
4. When inputting values the EMV Configuration at Payment Controller > EPS Configuration > EPS Global Configuration, the screen input keyboard did not display on the POS. The screen input keyboard now displays.
5. When the cashier scanned a merchandise item with age verification followed with fuel to the transaction, and then added another merchandise item with age verification, it failed and displayed "Customer Cannot Purchase This Item E1141: Purch. Not Allowed". The second age verification item can now be added without failure.
6. An incorrect Workstation ID for Car Wash was sent in the Card Service Request from the Verifone Commander. the correct Workstation ID is now sent.
7. If a user entered a "CSR Func" menu and then exited, only the exit was logged. The Enter entry is now logged.

Reports

1. Total Sales value under Combo Deals was missing the second decimal value and the Mix & Match Deals section Total Sales value was not rounded properly. The totals in the Deal report now display correctly.
2. The POP Discount Definition Report and the POP Discount Program Report totals were incorrect when they included multi-grade or multiple product transactions. The totals are now correct.
3. Ticket Total displayed under Loyalty Programs in the Line Item Discount Detail Report was not calculated correctly, but the Ticket Total displayed under Summary Discounts for all Loyalty Hosts was calculated correctly. Ticket Total displayed under Loyalty Programs in the Line Item Discount Detail Report is now calculating correctly.

Sales

1. POP Discount Stacking on a single or multiple multi grade fuel item line when item based, payment based, membership based, or POP Discount stacked on same prepay or post pay fuel Indoor and outdoor, it was not working. It is now working correctly.
2. Cashier was unable to approve the fuel transaction using detailed view on utility panel. The fuel detailed view prompt now displays and the cashier is able to approve the dispenser.
3. When POS Configuration > Multiple Loyalty Discounts in Same Transaction was disabled and the customer swiped an invalid card, the customer Rewards prompt displayed more than once in some transactions. The prompt will now only display one time.

4. The POS locked up while performing Till operations if the “Maximum Till Transaction Amount” value was set to “0.00”. The POS no longer locks up.
5. The following POS issues were corrected:
 - Invalid department error message on accessing Gift Card Activation functional Key.
 - Gift card activation overlay was not dismissing after activating the card.
 - Unable to activate Gift Cards.
 - All Fields and labels were not displayed in Spanish on the Touch Screen Configuration page.
6. The POS ticket window and receipt widget displayed incorrect amounts for the subitems after the discounts were applied. The POS ticket window and receipt widget will now display the correct amounts.
7. On Commercial Fleet card transactions, the prompt data was not printed on the receipts. The prompt data will now print on the receipts.
8. On Commercial Fleet card transactions, the outside AID standin limits were not restored after an Auto Upgrade. They are now restored.
9. When an item is present in multiple combos and then adding it to a sales ticket, there was a noticeable delay for the item addition. Now, the item will get added immediately without delay.
10. If a Price Per Gallon discount and a line item discount and then fueling was completed, the Price Per Gallon discount was doubled when checking if the new discount could be applied. This could cause some valid discounts to be rejected. The Price Per Gallon discount will no longer be doubled.
11. Cashier was unable to approve the fuel transaction on Show Fuel panel. The fuel detailed view prompt now displays and the cashier is able to approve the pump using Approve or Restart button.
12. On the POS User Panel, Parked menu panel was not swiping on the sales screen and on the utility panel, the fuel button touch actions were not working. The Parked menu and fuel buttons are now working correctly.
13. The POS locked up after pressing “OK” on the Safe Drop overlay for a zero amount. The safe drop input overlay will now stay until a valid input is provided and then complete the transaction.
14. Transactions were declined at the site where a transaction containing an item with fees was voided. Transactions are no longer declined if a transaction containing an item with fees is voided.
15. On Commercial Fleet transactions, advanced options filters were not working after selecting transaction from preview list. These advanced options filters are now working correctly.
16. On Commercial Fleet transactions, there was a prepay quantity limit rounding error in the T-Log. The transaction now rounds correctly.
17. On Commercial Fleet transactions, there was a host based discount issue with postpay mobile transactions. The host based discount issue was corrected.
18. At Item Level Loyalty Discount, the POS was adding the taxes for EBT Food Stamp in the amount to be paid with the second MOP for Non-Food Stamp items. The transaction went

through for both EBT Food Stamp and second MOP, but the taxes were charged. Taxes will not be charged.

19. At Item Level Loyalty Discount, the POS was adding the taxes for EBT Food Stamp in the amount to be paid with the second MOP for Non-Food Stamp items. The transaction went through for both EBT Food Stamp and second MOP, but the taxes were charged. Taxes will not be charged.
20. During a refund transaction, the year "YY" was displayed on the next line in the "Enter Original Transaction Date MM/DD/YY" overlay. The MM/DD/YY will now fit onto a single line.
21. With Authorization on Total disabled, the sale was declined when the customer selected "No" at the Reward Customer Y/N prompt both inside and outside. The sale will not be canceled when declining Rewards.
22. The system was automatically selecting the "Unused" fuel product code for outdoor and prepay fuel transactions. The system will now select the correct configured fuel product.

New In Previous Release: 1.16.18

ENHANCEMENTS

Chevron FEP

1. The EPS now processes the Fleet prompts for MasterCard Fleet and Voyager Fleet based on Tag 9F6E in conjunction with the Parameter download (PDL) that is sent down by the Chevron processor. All fleet prompts and restrictions will be applied as per the rules provided in the PDL, so that the relevant data is sent in the messages to Chevron and printed on the receipts.
2. Merchant printed receipts can now be turned off when the small credit limit is set to the maximum value.

Dispenser Card Readers

1. The Verifone Commander now has the ability to sell multiple grades of fuel in a single DCR or prepaid transaction.
2. A periodic beeper will now sound when the prompt to remove card is displayed on Wayne DCRs.
3. Wayne 5" DCR screen text now has a bold font.

EPS System

Table downloads can now be performed at a specified time and are not affected by any other table updates in Update Manager.

Food Service

Delivery Fees and Tips has been added to Food Service Mobile Ordering.

Loyalty

The site is now able to control what loyalty programs display inside, outside, or both. This enhancement is configurable for each PCATS FEP at Verifone Configuration Client > Payment Controller > EPS Configuration.

Mobile

Transaction Date and Time will now be added to the Mobile Terminal Batch Detail Report.

POS System

“EPS PINPAD with Driver License/Membership” option has been added for Verifone Ruby2 and Topaz. With this configuration, POS sends a deactivate at the end of the transaction and will not enable it until the POS explicitly initiates loyalty or payment. The additional advantage is line item display will be available on the PINPAD even when a loyalty ALT ID is used.

Sales

Processing improvements have been made to the NAXML Deal transactions.

RESOLUTIONS

Chevron FEP

1. Previously, after EMV was disabled, the Verifone MX 915 displayed “Welcome to our Store OR OR Swipe Card” with the word “OR” repeated twice. This was corrected.
2. Previously, the POS was sending Tag 9F53 length of ‘02’ for some completion transactions. This was corrected.
3. POS was not sending rent sale data to the Chevron Host. POS now sends rent sales data everyday after midnight.
4. Parameter Downloads were failing due to a socket error when the FTP server was down. Parameter Downloads will no longer fail.

Verifone Configuration Client

Previously, a user was unable to change the password in Configuration Manager. This was corrected.

Dispensers

The fuel system controller was interpreting ‘00’ length for EMV tag (5F34) as value and sending it to the EPS. It will no longer send the tag to the EPS.

Dispenser Card Readers

1. Previously, the Verifone Commander fuel system was not waiting for the Bennett DCRs to apply the EMV Configuration. This was corrected.
2. Previously, the system was not auto-selecting application for US common debit cards if Enable Remote AID Selection was set to zero. It was causing duplicate AIDs. This was corrected.
3. Previously, the system was not sending AID to EPS when Enable Remote AID Selection was set to ‘1’. This was corrected.

4. At the DCR, the Preset amount was not being honored in a multi-grade transaction. The Preset amount is now honored.
5. On a Wayne DCR, the card would get stuck if it was inserted at the same time of a DCR initialization. The card remained clamped in the reader, but it was released after the DCR initialization was completed. The card will no longer get stuck.
6. DCR was not displaying any message after the card was tapped and before the transaction was approved. The DCR will now display that the transaction is processing.

EPS System

1. Previously, non-primary FEP cards such as InComm that require swipe, but the system was prompting for insert. This was corrected.
2. Previously, the EPS was not requesting Tag 9F33 when marked as an "Input Output" tag type. This was corrected.
3. Previously, the Force Debit payment option at the DCR was not working correctly. This was corrected.
4. Previously, Credit was incorrectly processed in Time-out Reversal when the completion was routed as Debit. This was corrected.
5. When a Mag-Stripe Data Contactless card was tapped, it processed and was approved by the host. EPS will now decline the transactions and display "RFID Not Allowed" when EMV contactless is enabled.
6. Mastercard Fleet and Visa Fleet Mag-Stripe transactions were getting declined. These card transactions are no longer declined.
7. Job ID displayed instead of Job Number for outside local and hybrid loyalty prompting. The Job Number prompt now displays.
8. The refund process to deactivate an InComm card was not working as the "Swipe to Deactivate" prompt was not displayed on the PIN pad. The Refund process to deactivate an InComm card is now working correctly by displaying "Swipe to Deactivate" prompt on the PIN pad.

Loyalty

1. The Terminal Batch Loyalty Detail Report was reporting the incorrect account numbers on some multiple loyalty transactions. It now reports the correct account numbers.
2. Alternate ID Loyalty was discarding Hybrid VCMG inside and outside. The Hybrid VCMG will now be included.
3. Loyalty and Payment in the transaction unexpectedly failed after fueling. The transaction will now complete successfully.
4. When attempting to use a loyalty provider, the site could not connect after configuring the loyalty for TLS. Additional Entrust and Digitrust certificates were added so that the site can now connect to the loyalty provider.
5. When the loyalty host applied a discount on an order menu item, the POS did not send individual sub-items to the EPS and loyalty host. There was only one sale item with the

parent item and the summary net amount of the composite item. This caused negative tax amounts and/or unit price issues. POS now sends the individual sub-items to the EPS and loyalty host.

6. When the loyalty card was scanned followed by the Total key, and then Credit key, the transactions resulted in a Partial Failure. The loyalty transaction will now complete successfully.
7. When the loyalty card was scanned followed by the Total key, and then Credit key, the transactions resulted in a Partial Failure. The loyalty transaction will now complete successfully.

POS System

1. Previously, Verifone Topaz Screen was stuck at “Initializing Sales” stage during the manual installation. This was corrected.
2. Previously, the sub house account number was always the same for each customer house account transaction. The repeated number was the number of the first house account entered into the system. This was corrected.
3. Verifone Petro Suite Installer (PSI) failed to load Base 53 software on Verifone Commander or RubyCi running factory 1.04.00 OS image. The Base 53 Verifone Petro Suite Installer (PSI) program (Petro_Suite_Installer.jar) now responds correctly when the “Minimum OS Version” field is not available from the device as occurs with older OS versions such as 1.04.xx and 1.05.xx. Prior bases are not affected.
4. POS was not sending certain Wayne dispenser information such as firmware and OS versions and model as part of the Site Asset Data to EPS. The information is now sent.
5. The user was unable to start pending forced auto upgrade remotely. The Auto Upgrade will now start remotely.
6. The Verifone Topaz was not displaying the fuel prices at CSR Func > Fuel Manager Menu > Fuel Price Configuration > Product > Prices. The Verifone Topaz now displays the fuel prices.

Reports

1. Previously, when a transaction was paid using two or more network payments, the Network Card Report was not updated correctly. This was corrected.
2. PPU discounts were applied to the grades, but the Loyalty PPU Transaction Detail Report printed no data. Loyalty PPU Transaction Detail Report now prints the correct data.

Sales

1. Previously, there was a Loyalty swipe ahead issue which forced the customer to swipe the card twice for payment. This was corrected.
2. Previously, Swipe ahead was still enabled for the first transaction when the PIN pad was configured with Driver license/Membership swipe. This was corrected.
3. Previously, when repeating last item on POS, loyalty discount was duplicated. This was corrected.

4. Previously, when repeating last item on POS, car wash codes were duplicated. This was corrected.
5. Previously, the POS displayed “Decline” when lotto payout was completed. This was corrected.
6. PLU Transactions that included Mix & Match Discounts had negative Rebate taxes. They will now be positive.
7. Stacked due sale disappeared on the POS after three transactions. Stacked due sales will not disappear.
8. The Commercial Fleet attribute was present in the authorization for non-commercial fleet transactions. The Commercial Fleet attribute will not be present in non-commercial fleet transactions.
9. On the Receipt Preview List, occasionally, the user was unable to preview the second page of transactions or if the user was able to view and selected a transaction, the previous page of transactions were removed. The user is now able to preview the second page and the previous page will remain when a transaction is selected from the second page.

New In Previous Release: 1.16.13

NEW POS

Verifone C18 Workstation

The Verifone® C18 workstation is a high-performance, reliable, point-of-sale terminal that supports peripherals such as scanners, cash drawers, PIN pads, and an integrated customer display. The Verifone C18, with the Verifone Commander™ Site Controller, supports payment network access, fueling dispenser control, car wash control, and fast food transactions. The Verifone C18 accepts and processes all payment options, including cash, checks, credit and debit cards, coupons, and various prepaid cards.

Some features of the Verifone C18 system may or may not be utilized by all versions of the software.

The Verifone C18 has a 18.5-inch color touchscreen with a 16:9 aspect ratio. The screen can be tilted up or down. The screen can be adjusted to a portrait or landscape position. The screen can also be flipped over to the customer side for self-service mode, where available. The screen includes a cashier facing camera. The Verifone C18 user interface employs industry-leading touch technology to enable effortless operation.

Online help is available to support the user and promote quick responses. The Verifone C18, including the touch screen, is configured through the Verifone Commander™ Configuration Manager.

The Verifone C18 operates in a single- or multiple-workstation environment. It uses the Verifone Commander as a controller for optimum speed and efficiency, a thermal receipt printer, and a

thermal journal printer to track sales. An on-screen receipt allows easy viewing of current transactions.

In the absence of an intranet infrastructure, the Verifone C18 requires an Ethernet router or network switch to connect to the Verifone Commander to:

- Connect to peripherals, such as fuel dispensers, dispenser card readers (DCRs), and car wash controllers.
- Perform on-site maintenance operations such as backups, upgrades, restores, and reversions to previous software versions.
- Connect with the Verifone Technical Support Center for software downloads and diagnostics.
- Configure remotely using available Internet protocols, including a Web browser interface.

ENHANCEMENTS

Car Wash

A customer can now purchase a car wash only item through the Mobile Application.

Chevron FEP

1. Support for AIDPK version 3.0, WEX EMV, and Voyager EMV has been added.
2. The Chevron FEP now supports outdoor EMV.
3. Outdoor EMV Fallback is now supported for the Chevron FEP.
4. Dual Prompting and Cashback Prompting were removed from the card table for EMV Entries.

Verifone Configuration Client

1. An option in Verifone Configuration Client has been added that allows the user configuring the POS to disable the error correct key. The error correct key is activated by default. It can be disabled in Verifone Configuration Client at Store Operation > Sales > Sales Configuration tab > "Disable Error Correct Key".
2. There is a new User Interface for Configuration Manager agent so that the customer can view the connectivity of the agent on Verifone Configuration Client.
3. The Enforce Prompt Inside parameter has been added to Fuel Site Configuration in Verifone Configuration Client for a prepay transaction from inside.
4. Site ID and Store number has been increased to nine characters in Verifone Configuration Client.
5. The Verifone Commander can now be rebooted from Verifone Configuration Client at Tools > Reboot Commander. After clicking Reboot Commander, an OTP is generated and this starts the reboot process. There will be a journal entry in the log that will have details of when and who initiated the reboot from the Verifone Configuration Client. This function will be enabled for the Manager role by default.

6. There is now a refresh icon next to Log Out on the main menu bar in Verifone Configuration Client. It was added for instances where Verifone Configuration Client needs to be refreshed or reloaded during an active user session so that it reflects the most current menu items. This avoids users having to log out and log back into Verifone Configuration Client.
7. Security levels can now be assigned in Verifone Configuration Client and Configuration Manager to the following cashier functions:
 - Apply Update
 - Safe Drop Correction
 - Refund
 - Void Ticket
 - Void Line
 - Price Override
 - Discount
 - Suspend
 - No Sale
 - Payout
 - Vendor Payment
 - Error Correct
8. A new action has been added in the Rule Manager to allow change of the inside receipt header. This allows the merchant to print different receipt headers.
9. A new action was added in the Rule Manager to restrict mixing a department with other departments in the same transaction. This action only allows to select a department or a list of departments that cannot be mixed with PLUs outside of that department or that list of departments in the same transaction.
10. The Password Expiration Reset Feature in Verifone Configuration Client has been enhanced to support Event Notifications.
11. The POS buttons on the Verifone Configuration Client menu and Status Bar have been scaled up.
12. OS display name has been changed from “Python OS” to “POS OS” under Verifone Configuration Client > Help > About.

Dispensers

1. A default Fuel Volume Limit value of 500.000 will be used when the invalid 0.0 value is encountered during the Fuel Configuration restore portion of the Auto Upgrade.
2. The Full Service Attendant (FSA) feature has been enhanced to include the following:
 - To track attendant sales, the attendant will be given a card for swiping during an outdoor cash sale only to start an Attendant session. Attendant cards are not used to track credit sales.
 - The Attendant must swipe the FSA card at the dispenser before each outdoor sale.

- The Outdoor Sales can also be recalled inside if the customer needs to purchase merchandise along with fuel.
- The Attendant will be able to close the Attendant Session. The Attendant Report contains the details of the outdoor and indoor transactions performed by the attendant in a particular session.
- After an Attendant Session is closed, the FSA card can no longer be used until it is activated again in the next new session.
- The maximum number of people was increased from 60 to 100.
- Close period will close all open attendant sessions.

This enhancement can be configured at Verifone Configuration Client > Forecourt > Fuel > Fuel Configuration > Fuel Site Parameters > Require Attendant Card (disabled by default). After enabling the FSA Card and FSA FEP, the DCR idle screen will display "Swipe your Attendant Card".

Dispenser Card Readers

1. The number of lines allowed on header portion of a DCR/POS receipt was increased to 20 lines.
2. The System now enforces the quantity limit for the fuel product in outdoor transactions.
3. The display font on Wayne 5-inch DCR screens has been changed from standard weight Arial font to Tahoma Bold.

EPS System

1. Core VIPER now allows certain cards to be processed as Mag-Stripe when there is a chip error or failure.
2. EMV contactless refund transactions will no longer be supported by VIPER. A message will be displayed to the cashier.
3. On Core VIPER, WEX EMV and Voyager EMV cards are now supported.
4. Four default service routes were added to the EZ Receipt Feature.
5. "Chip read failure" message will now be displayed to cashier for a outdoor fallback declined transaction.
6. Transaction timings have been improved.
7. The site can now see the current status of the EMV configurations for each of the Verifone ViperPAY PIN pads and to ensure they are successfully configured.
8. On Core VIPER, Apple VAS (Value Added Service) RFID transactions are now supported with the Engage PIN pad software.

NOTE: Currently, VIPER does not support payment RFID transactions when EMV contactless is enabled.

9. EMV initialization will only occur if there is an actual change in the EMV Configuration.

10. The application was updated with the latest Contactless CVM limits to reflect the latest card brand recommendations.
11. Indoor Contactless EMV is now enabled by default.
12. The EPS will now indicate it has received the loyalty RFID read from ApplePay VAS so that the PIN pad can proceed with the transaction.
13. EMV Chip card transaction will complete even if there is no response from the PIN pad for card removal.
14. For sites accepting EMV contactless transactions, the EPS now supports PIN Bypass for Contactless EMV transactions that have the Online PIN as the CVM.
15. When accepting Visa and Mastercard Fleet cards, the EPS will manage fleet prompting and product restrictions consistently and accurately based on the fleet specifications.
16. The prompt text "Enter Vehicle #" was changed to "Enter Vehicle Number" for Fleet card prompting.

Food Service

1. Xenial Kitchen Management (XKM) System is now supported on Verifone Commander. The food ordering process will involve a mobile phone connected to the Xenial cloud and an Xenial connector running on Verifone Commander that will pull online orders.
2. Loyalty companies include data for discounts on mobile food order tickets. This enhancement ensures discount information is correctly added to the ticket so the total amount due for items matches the total paid. The loyalty totals will be updated to show these discounts.

Loyalty

1. This enhancement will set Track 1 and Track 2 fields in the loyalty card table when adding entires via the hybrid selection process.
2. Enhancements were made to TLS with the Loyalty Interface.
3. SmartCards are now supported for Hybrid loyalty cards.
4. VIPER will unmask loyalty PAN in T-Log as long as it is not a hybrid card.

Mobile FEP

The ASA Mobile Payment Report is now separate from the Network Card Flash Report.

POS System

1. Global Time Zones are now supported and configured during Verifone Commander software installation.
2. A new parameter "No PIN pad" has been added on the POS at Maintenance Menu > Device Configuration > PIN pad Configuration. The two options are "EPS PIN pad" and "No PIN pad". The default is "EPS PIN pad" and if a PIN pad is not present, "No PIN pad" should be selected and the POS rebooted.

3. The Tank Level Sensor Report (TLS) has been added to the Verifone Commander Console.
4. The editing capabilities of the “maint” user are now restricted.
5. The Verifone Topaz Installer has been enhanced to resolve an Auto Upgrade failure when DK partition is full.
6. The Dispenser Firmware will now be displayed on the POS in the Help > About area so the cashier can access it.
7. The system now supports up to 2,000 cashiers.
8. The button and copy size on the Main Menu will be the same as Function Menu so that user interface is consistent throughout the application.
9. The user of the Verifone Petro Suite Installer (PSI) will now always have the ability to format the Hard Drive (HDD) even when it is found to be marked as in-use but not formatted.
10. The system performance was improved when the user presses the Total and MOP keys back-to-back on the PIN pad in a loyalty transaction. This eliminates the need for the cashier to press the MOP again.
11. The Integrated Customer Display is now supported on the Verifone C18.

Proprietary Fleet FEP

A Signature Line check box will now be provided in Verifone Configuration Client > Proprietary Fleet Configuration > FEP tab to enable and disable signature line in receipt for Proprietary Fleet transactions.

Reports

1. Controller name will now report as Verifone Commander for Site Controller in the Site Asset Data message.
2. House Sub Account transactions are now listed in the Reports.

Sales

1. The system now supports store owners who want to raise money for local or national charitable organizations. This enhancement offers easy options for their customers to add a donation to a transaction inside.
2. The NAXML deal promotion has been enhanced at the PLU level to which specific promotion identifier was involved at the time of sale.
3. When taxes are included, the “\$0.00” line for taxes will be removed on the receipt.
4. The POS now forces the cashier to enter a quantity for a fractional item sale.
5. An enhancement has been added to provide a generic way to configure speed cash keys with different values and/or amounts instead of adding a new default Cash MOP code each time. A change was added to the payment form under Store Operation > Payment > MOP tab in Verifone Configuration Client by providing a new addition of a check box “Force Fixed Amount” (FFA), this enhancement modifies the form in the following ways:

- FFA is enabled to select only when MOP code “Cash” is selected in the form.
 - When FFA is checked, it enforces the Minimum and Maximum Amount to be same.
 - Default value when FFA is checked is “1” and it can go up to “10000000”.
 - All other MOP presets for cash, e.g. 10,30,20, and 50 will not be affected by FFA, but a small update is made in the form for all preset Cash MOPs with a certain amount. When any such preset Mop code is selected, the Minimum and Maximum fields in the form will be auto-filled with the desired amount and will be grayed out and disabled for editing.
6. The POS now supports a series of requirements involving ID Check. The features include the ability to bypass an ID Check at the terminal, military exceptions involving ID Check, and date-based ID Check criteria such as a Grandfather Clause.
 7. The Signature Capture Feature has been enabled on the POS. When performing a signature capture transaction, the PIN pad displays “Enter signature and Press OK”, and then additional verification prompt is displayed on the POS screen.
 8. When the cashier moves the virtual numeric keypad to a desired area on the screen, the keypad location will be saved for the next login or returning back to sales from the main menu.
 9. The sales POS user interface functions have been improved such as scrolling, fuel buttons, and sales screen tabs.
 10. The color of the “PLU NOT FOUND” overlay message has been changed to red.
 11. The Verifone C18 now has the ability to display the “Lane Closed” option when flipped to customer facing. The Close Lane option can be enabled in the Maintenance menu or Verifone Configuration Client > Store Operations.

VISTA

1. In-House MOP is now supported for VISTA.
2. Support was added for PAN and Alternate ID to be read via barcode on Self Checkout devices.
3. Merchants can now configure ItemSets and SubSets with a white background on VISTA Carbon Self-Checkout.
4. VISTA will now send receipts in between transactions. Currently, VISTA is sending them as part of the post financial transaction.
5. VISTA now has the ability to display Lookup Item Prices at Verifone Configuration Client > VISTA Devices > CSC Terminal page.
6. On VISTA, the cashier or manager is now able to close the cashier session on the register at Other Functions.

RESOLUTIONS

Car Wash

Previously, the NAXML Inventory Item ID tag was missing in transset for Car Wash Paypoint Transactions. This was corrected.

Chevron FEP

1. Previously, certain Terminal Capabilities were not correctly set for DNA Debit and JCB cards. This was corrected.
2. The following Chevron FEP issues were corrected:
 - Credit and Debit prompt was not displaying if EMV card was swiped before inserted.
 - During offline preauthorization, the POP ID did not carry the actual POP ID.
 - Unable to view Terminal Batch Detail Reports.
 - MSR Dual Use cards ran as Debit with expiry year of 202x and a local decline with “Swipe not allowed”.
3. Previously, after an Auto Upgrade, the receipt entry method was incorrect for JCB Fallback card transactions. This was corrected.
4. Previously, the Terminal Capabilities were set incorrectly for Outdoor EMV. This was corrected.
5. Previously, the Additional Terminal Capabilities value was set to F000F0A001. This caused issues with the Gilbarco CRIND during EMV initializations. This was corrected and now is set to 6000F01001.
6. Previously, an additional “Enter Club#” prompt was displayed during a loyalty transaction. This was corrected.
7. Previously, the “Call for Authorization” window prompted twice for a penny amount transaction. This was corrected.
8. Previously, when the card sequence number was not provided by the EMV card chip, the system was sending zeros for credit and debit transactions. This was corrected.
9. Previously, the cashier did not think the transaction processed the first time, so they rang it up again and the customer was charged twice. This was corrected.
10. Previously, when the card did not provide Tag 5F34, the system was sending the Tag in DE-55 and sending DE-23 in message to the host. This was corrected.
11. Previously, the DCR Prepay receipts had printed EMV tags. This was corrected.
12. Previously, the POS was not initiating PDL download when host responded to echo with 8002 action code. This was corrected.
13. Previously, a partial approval was not reversed from the POS when customer declined the partial approval. This was corrected.
14. Previously, when prompted for Driver ID and Vehicle ID, only the Vehicle ID was sent causing the WEX transaction to fail. This was corrected.

15. Previously, offline transactions were not approved. This was corrected.

Verifone Configuration Client

1. The following Touch Screen Configuration issues were correcting in Verifone Configuration Client:
 - Unable to Load the screen in Touch Screen Configuration
 - Unable to see Touch Screen Configuration on Verifone Configuration Client
 - Unable to load the Touch Screen Configuration form
 - Unable to select device and register type on the Local Area Network Configuration Form in Verifone Configuration Client
2. Previously, there were errors in Restore Stages 2 and 3 during the Auto Upgrade. This was corrected.
3. Previously, the user was unable to cancel the changes made in the Verifone Configuration Client subpages. This was corrected.
4. Previously, Food Order options were incorrectly added to two assignable softkeys in Verifone Configuration Client. These were removed.
5. Previously, the Date Format was incorrect in the Verifone Configuration Client Date Time Setup and in the T-Log. This was corrected.
6. The following Verifone Configuration Client issues were corrected:
 - Misspelling of "Liters" under Unit of Measure.
 - POP Discount Site Parameters page hid Lowest Price Level Options for POP Configuration Type Alternate.
 - When 00/000 was entered in the Cash back fee field, the system defaulted to 9.99 instead of 0.00.
 - An OTP window prompted a second time after successfully entering the correct OTP
 - Save button remained on the screen after successfully pressing Save.
 - Site number was not displayed at the bottom of Verifone Configuration Client. It displayed "null".
 - Quantity and packaging price numbers were not displaying when the user saved more than one item in the NAXML mix and match screen
 - Unable to select the packing price configuration screen when more than one package item was added.
 - Failed to display an error message if start date was greater than end date time.
 - Fault document which Verifone Commander generated was not compliant.
 - User could not modify a combo with trigger.
 - Department "6541 - Lottery Sales Winner" was the default instead of "9998 - MANUAL FUEL DEPARTMENT".
 - Unable to save with trigger item option in combo maintenance screen.

- In Verifone Configuration Client Cashier Tracking, PLU Tracking search for PLUs did not allow searching by Product Codes.
 - When Spanish was enabled, Sales Configuration had options not translated.
 - Verifone Configuration Client Data not saved when user upgrade to another Software Base.
 - In Managed Modules, the Host Name for Ruby2 was displayed as Verifone Topaz
 - Tax indicator was displayed as “!” as default sign if configured with other sign also as “A” or “1”, in the Tax Rates tab under Store Operation > Payment Option.
 - Auto Upgrade issue for Restore Stage-1 Completed with Errors
 - Save button remained on the screen after performing delete operation in Chrome browser.
 - In the Secondary Currency editable text box, the user was not allowed to edit when cancel action was performed.
 - Tax configuration page was not displaying when the system reloaded the form with breakpoint summary data saved.
 - Accessing the Sales Parameter Canadian GST, caused a blank Tax Rates Configuration Form.
7. Previously, for a Verifone Commander EF installation, the Event Manager menu option was missing from Verifone Configuration Client > Tools. This was corrected.
 8. Previously, default zero was being added to the Parked Menu list at Verifone Configuration Client > Store operations > Touch screen > Panel > Item panel. This was corrected.
 9. Previously, when changing the screen name at Verifone Configuration Client > Store operations > Touch screen > Screen, both previous and new screen names displayed. This was corrected.
 10. Previously, in Verifone Configuration Client, when Function was selected as Type, the menu listed PLU, Department, MOP, and Menu key. These are not functions. This was corrected.
 11. Previously, the Save and Cancel options were not displayed when the user edited or updated the MOP and chose the OK button from the Included Items section in the Touch Screen Panel Configuration. This was corrected.
 12. Previously, the Item Type was missing after adding a Menu under the Included Items section at Verifone Configuration Client > Store Operations > Touch Screen Configuration > Panel Configuration. This was corrected.
 13. The following category issues have been corrected in Verifone Configuration Client:
 - Available PLU prompt was freezing on screen
 - Menu keys drop was not displaying the list of configured Menus
 - Category configuration page was freezing on clicking save button
 - Drop down was not displaying for type and display name on single click or touch
 - PIN pad was not displaying on reselecting the same type of item from Type drop down
 - Add Item button is not working after clicking on cancel button

- Title of available PLU prompt was incorrect. Instead of Available PLU, it was displaying duplicate category as title
14. Previously, the POS was incorrectly displaying the application version and also, was unable to display Verifone Commander version. This was corrected.
 15. Previously, when a user password had expired in Configuration Manager, it caused large T-Logs. This was corrected.
 16. Previously, in Verifone Configuration Client, status texts were not highlighted with appropriate colors in HelpDesk diagnostics. This was corrected.

Dispensers

1. Previously, there was a pump authorization error due to an invalid parameter in the arming request which exceeded the volume limit. This was corrected.
2. Previously, when an active full service attendant card was inserted at the DCR after a PMC restart, the DCR displayed an “ATTENDANT NOT ACTIVE” message. This was corrected.
3. Previously, when a Clock In/Clock Out was performed by an active full service attendant, the cashier session created was not closed after the Close Day. This was corrected.
4. Previously, self and full service levels sites were able to do a Fuel Point Move across different service levels. This caused issues with loyalty transactions since the limits would change based on different prices for the same product. This was corrected.

Dispenser Card Readers

1. The following Gilbarco EMV issues were corrected.
 - Intermittent Blank DCR Screen displayed when using Mag-Stripe fallback cards on FlexPay v2.
 - When a card supported multiple languages, the DCR prompted to select the preferred language.
 - Gilbarco EMV DCR was not aborting when Cancel was pressed.
2. Previously, outdoor EMV sites with Gilbarco M5 dispensers were experiencing intermittent lockups of all DCRs. This was corrected.
3. Previously, a DCR would lock up on the CRIND BIOS. This was corrected.
4. Previously, EMV enabled DCRs were initializing one at a time in series. This was corrected.
5. Previously, the Gilbarco Debit transaction was not advancing to Enter PIN screen after EMV insert. This was corrected.
6. Previously, the system was prompting grade for volume restriction for a DCR transaction. This was corrected.
7. Previously, when a customer initiated a Pay Inside transaction after selecting the rewards button, the sale came due inside and the Cashier was not prompted with “Loyalty customer Y/N?”. This was corrected.
8. The following Wayne Outdoor EMV issues were corrected:

- When purchasing a car wash at the pump, it did not give the user a final selection because the dispenser timed out.
 - When pressing enter without entering a value, the DCR locked up.
 - When EMV configurations were being loaded during a transaction, did not cancel transaction.
 - Terminal was not ending the Chip Card process during a Transaction.
 - Receipts were printing out of order.
9. The following outdoor Wayne EMV issues were corrected:
- The DCR clamped the card and processed the transaction again when prompting to fuel for prepay.
 - Wayne DCR locked up at “Try Another card” message and was unable to proceed with further transactions.
 - EMV enabled configuration was lost after Verifone Commander reboot caused them to not take cards.
 - POS with Wayne ixPay terminal was not filtering out duplicate Issuer Identification Number and Country Code cards from the available list of AIDs returned from the reader.
10. Previously, DCR transactions performed by entering specific preset amount was displayed as volume limit after host approval. This was corrected.
11. Previously, secure prompts were not displaying correctly after a DCR Driver Initialization or POS reboots. This was corrected.
12. The following Outdoor EMV Wayne DCR issues were corrected:
- The system was not allowing the user to re-enter their PIN in an EMV transaction for an invalid entry.
 - EMV Cards with only two AIDs were not working
 - Receipts were cutting off characters instead of wrapping to next line
13. Previously, DCR transaction failed if Enforce Grade For Inside was enabled. This was corrected.
14. Previously, the PIN bypass screen was not displaying on FlexPay IV during EMV transaction. This was corrected.
15. Previously, the fuel system was unable to define Tag 0x9F6E from the SPP CRIND when it was preset in a second location. This was corrected.
16. The following outdoor EMV issues were corrected:
- After an Auto Upgrade from a lower base, contactless transactions were not processing.
 - EMV Credit refunds were not processed outside the scope of EMV due to which they have been labeled as Partial EMV transactions.
 - For a Quick Chip refund transaction, the system was requesting for TC instead of AAC.
 - Extra AID was added after Auto Upgrade and it was disabled in the AIDtable.xml file.
 - For US Debit AID, if account type is set as “Debit”, card match was processed as Credit.

17. Previously, the Wayne EMV Kernel would prematurely end a transaction for a variety of reasons such as card blocked, application blocked, or user cancel, and then the system sent a response before there was a request.
18. Previously, during some EMV transactions, the EPS did not send a Remove Card Prompt but instead sent a Card Failure. This caused the DCR to lock up and until a DCR initialization was performed. This was corrected.
19. Previously, RFID Mag only Cards and Apple Pay transactions were not working on Wayne EMV enabled DCRs. This was corrected.
20. The following EMV Wayne DCR issues were corrected:
 - DCR Idle screen text (non soft key) was not centered on the DCR display.
 - Prompts were not aligned on idle screen and the next screen not aligned.
 - When selecting the loyalty softkey before payment at the DCR, the POS displayed an incorrect prompt format and after ALT ID was selected, the key presses were not working.
 - Wayne ixPay PIN pad became unresponsive or did not take any input for the Loyalty Alt ID entry.
 - Invalid Reward Card message displayed with incorrect idle screen.
21. Previously, the Wayne EMV “Card Blocked” message did not display on the DCR screen when Pay at the Pump transaction was performed with American Express or Discover card. This was corrected.
22. Previously, for every Pay at the Pump transaction, the DCR was displaying the message “Clerk has receipt” even though the receipt printed from the dispenser. This was corrected.
23. Previously, when EMV debit was followed by mag-stripe debit, it left the DCR keypad disabled. This was corrected.
24. Previously, the “SEE CASHIER” prompt intermittently displayed instead the error message displayed when an EMV card was removed too quickly. This was corrected.
25. Previously, when chip card was inserted for Wayne EMV, intermittently, idle screen was not moving to processing please wait screen or the screen was stuck on “remove card”. This was corrected.
26. Previously, there were incorrectly sized images in the directory for Wayne EMV. This was corrected.
27. Previously, on EMV Wayne DCRs, the receipt was not printing due to long character lines and a DCR Driver initialization was required to allow printing again. This was corrected.
28. Previously, “Clerk Has Receipt” was displayed on Wayne ix Pay even though the receipt was printed. This was corrected.
29. Previously, Wayne EMV DCRs were locking up at “EO1” after network interruption. This was corrected.
30. Previously, a Wayne EMV DCR would lock up at any point during a transaction and a Verifone Commander reboot corrected the issue. This was corrected.
31. Previously, Outdoor EMV Wayne ix Pay transactions were not processing when Armed Forces Restrictions parameter was enabled. This was corrected.

32. Previously, the Wayne DCR remained disabled after power was lost. This was corrected.
33. Previously, the last digit of the extended AID was printed as center aligned. This was corrected.
34. Previously on Wayne DCRs, if DCR lost power during EMV card insert, the card declamped. When the power to the DCR was restored, it displayed "E01", beeped for three minutes, displayed remove card, beeped for another three minutes and then returned to the idle screen. An EMV card was inserted, but then the DCR started a full initialization. This was corrected.
35. Previously, a Wayne EMV DCR would lock up at any point during a transaction and a Verifone Commander reboot corrected the issue. This was corrected.
36. Previously, when a fleet card was used at the DCR and the customer did not answer a required prompt, the DCR went back to the Idle Screen instead of displaying "Required input was not entered" prompt. This was corrected.
37. Previously, after enabling the Wayne EMV RFID reader, it became disabled. This was corrected.
38. Previously, when the chip card was inserted and removed quickly, the Wayne DCR was locked up on "Please wait do not remove card" and did not respond to a new card inserted or cancel key. This was corrected.
39. Previously on Wayne DCR, after inserting card, the customer was prompted to select between Visa Debit and US Debit instead of the Enter PIN prompt. This was corrected.
40. Previously, in a Wayne DCR EMV transaction, the card could be left clamped in the reader. This was corrected.
41. Previously, when a card failed at a Wayne iXPAY DCR, the fuel system reported it to the EPS as a success. This was corrected.
42. Previously, RFID transactions with partial data caused the DCR driver to stop functioning. EMV cards inserted into reader, after the driver stopped functioning, remained locked inside for the 100 second timeout. This was corrected.
43. Previously, Wayne iXPAY2 with 3.1.201.xx firmware prevented DCR initializations and EMV transactions. This was corrected.
44. Previously, on Wayne iXPAY for a mag-stripe reader debit transaction, when a customer failed to enter the PIN and pressed the Enter button, the DCR response was sent as a success with an error message. This was corrected.
45. Previously, the Wayne DCR displayed "Printer out of Service" after it completed its overnight reboot. This was corrected.
46. Previously, the Gilbarco DCR beeper for card removal sounded continuously until the Verifone Commander was rebooted. This was corrected.
47. Previously, on Wayne DCR EMV and after Loyalty was completed, the EMV card was inserted late during the "PAY HERE Y/N?" prompt timed out and the card remained clamped. This was corrected.
48. Previously, DCR related log messages were missing the position information. This was corrected.

49. Previously, the Verifone Commander Log was becoming very large in the field. This was corrected.
50. Previously, on Wayne 5-inch displays, when the PIN was entered, the expected asterisks were not displayed. This was corrected.
51. Previously, RFID transactions with partial data caused the DCR driver to stop functioning. EMV cards inserted into reader, after the driver stopped functioning, remained locked inside for the 100 second timeout. This was corrected.
52. Previously, the Wayne DCR displayed "Printer out of Service" after it completed its overnight reboot. This was corrected.
53. Previously, Wayne iXPay2 with 3.1.201.xx firmware prevented DCR initializations and EMV transactions. This was corrected.
54. Previously, DCR related log messages were missing the position information. This was corrected.
55. Previously, Wayne DCR locked up while loading EMV data during EMV DCR initialization. This was corrected.
56. Previously, a DE55 Tag Format error caused Host Denied at the DCR. This was corrected.
57. Previously, when the user exited the Maintenance Mode on the Wayne DCR, the screen locked up. This was corrected.
58. Previously, with EMV disabled at the DCR, the Mag-Stripe Reader was enabled during fueling. This was corrected.
59. Previously, Wayne ixPay DCR was unlocking card reader, but the DCR screen displayed "Do Not remove Card" until it timed out. This was corrected.
60. Previously, "Enter POP Code/ Member ID" was prompted at the DCR for an Unsuccessful Preauthorization transaction. This was corrected.
61. Previously, POP Membership was not validated for outdoor transaction when a card with single track was swiped as a membership card. This was corrected.
62. Previously, the Wayne 5-inch DCR screen was cutting off the right side entry. This was corrected.

EPS System

1. Previously, when the tables were loaded, the Mobile Feature stopped working. This was corrected.
2. Previously, EMV Contactless reversal transactions were failing. This was corrected.
3. Previously, EMV Contact Quick Chip or Contactless transactions were displaying the "INSERT CARD, SWIPE/TAP NOT ALLOWED" message and not processing. This was corrected.
4. Previously, when a transaction was performed with an online PIN, the Signature text/line was printed on the receipt below the text "PIN USED." This was corrected.
5. Previously, an extra colon was printed next to "Exp Date" on the receipt for American Express transactions. This was corrected.

6. Previously, the DCR locked up for two minutes when the EMV Application Selection List was left to time out. This was corrected.
7. Previously, when the user tried to print the EMV Configuration Report, it displayed as a failure on the POS. This was corrected.
8. Previously, when the POP update process used a temporary workstation to send diagnostics commands to the PIN pad and then after the update process was completed, the diagnostics page displayed the temporary workstation (UPD001) as logged in, but is was not logged in. This was corrected.
9. Previously, the Terminal Batch Detail Report was displaying incorrect date after batch rollover. This was corrected.
10. Previously, the VIPER was sending the wrong POS ID to GVR POS in the alarm device message. This was corrected.
11. Previously, when cards had either track 1 or track 2 filled with a white space character, the transaction failed with amount due. This was corrected.
12. Previously, contactless transactions were processing over the contactless transaction limit. This was corrected.
13. Previously, the VIPER was not sending all the EMV configurations to the FCC even if a single EMV table was updated via Verifone Configuration Client or was downloaded. This was corrected.
14. Previously, the “Authorizing for \$XX.XX Processing Please Wait” was being displayed for zero amounts. This was changed to the “Authorizing please wait” message.
15. Previously, when entering the cash totals for the Cashier Report, the amount was incorrectly displayed for the Actuals amount. This was corrected.
16. Previously, Fleet Card Prompts were asked twice for Voyager and WEX cards. This was corrected.
17. Previously there were Timeout Reversals issues with the Original Transaction Amount from the Preauthorization, Original Additional FEP Response values, the VISA ACI for Authorization and Sale Timeout, and the Final Authorization Indicator not sent as zero. These were corrected.
18. Previously, when the system failed to connect or communicate with primary, it switched to secondary and never switched back unless the secondary went down or until the Verifone Commander was rebooted. This was corrected.
19. Previously, the VIPER initially allowed Cashback prompting, but then cancelled it during the transaction. This was corrected.
20. Previously, WEX and Voyager fleet card prompts were not performed before loyalty prompts. This was corrected.
21. Previously, the “Waiting for Cashier” message was not displayed on the PIN pad after processing the hybrid loyalty card first at Auth On Total prompt and before the Cashier could proceed with selecting credit MOP to send authorization message to primary payment host. This was corrected.
22. Previously, outdoor prepay was not working when EMV was disabled. This was corrected.

23. Previously, when the first network MOP was cancelled, the second network MOP was failing. This was corrected.
24. Previously, when logging into Verifone Configuration Client, the user was unable to view the EPS Global Configuration page. This was corrected.
25. Previously, during the software installation, the Service ID was entered and displayed in the Service Console, but the Base FID Table did not update after EZ-Receipt was enabled. This was corrected.
26. Previously, when performing Contactless transactions, the PIN was prompted within the card read instead of card payment. This was corrected.
27. Previously, when the Reward Customer Y/N prompt was sent to the cashier, there was no follow-up message to the cashier for the customer to take action on the PIN pad. This was corrected.
28. Previously, the POS displayed "EMV CONFIGURATION IN PROGRESS" even though EMV was disabled inside. This was corrected.
29. Previously, when the user swipes the payment card on the PIN pad after selecting No for Reward Customer Y/N and before the MOP press, PLEASE WAIT message displayed on the PIN pad and became unresponsive. This was corrected.
30. Previously, outdoor prepay was not working when EMV was disabled. This was corrected.
31. Previously, when the Parameter Download was delayed, it caused the system time to be three hours or more into the past. This was corrected.
32. Previously, the user was unable to access the EPS Global Configuration page. This was corrected.
33. Previously during the EMV Initialization, the system was sending Tag 9F66 for Mastercard AIDs. This was corrected.
34. Previously, "Waiting For Cashier" was not displayed on PIN pad for Pay Inside sale and Swipe Ahead sale with Auth on Total enabled. This was corrected.
35. Previously, Product restriction Prompt was not displayed in Fleet card transactions. This was corrected.
36. Previously, Cashback was not allowed with Debit EMV and Cashback enabled on a prepay transaction. This was corrected.

InComm FEP

1. Previously, in some instances, the inside prepay approved amount was higher than the remaining InComm balance amount. This was corrected.
2. Previously, VIPER prompted for the next data input even after the POS sent a time-out for the previous data input prompt. This was corrected.
3. Previously, when trying to activate an Incomm card, the POS prompted for the customer to swipe card, but after a few seconds, the transaction disappeared from the screen. This was corrected.

Loyalty

1. Previously, after processing a few loyalty transactions, enabled card download from loyalty host in the PCATS settings, and then a Close Day was requested without running any extra transactions, a looping issue was seen in the log. This was corrected.
2. Previously, during a loyalty cash transaction, the POS displayed "Loyalty Authorization Request" while the PIN pad displayed a waiting for cashier prompt that caused a delay. This was corrected.
3. Previously, when using payment card with mag-stripe in a loyalty transaction, the PIN pad was returning back to the tender screen. This was corrected.
4. Previously, in Gilbarco DCRs, a loyalty transaction was failing due to an issue with the total amount. This was corrected.
5. Previously, Loyalty Store and Forward sent finalize messages while offline. This was corrected.
6. Previously, when a second loyalty card assigned to PCATS02 was used with an EMV hybrid card, the payment failed and the cashier had to tender the payment again. This was corrected.
7. Previously, in some loyalty transactions, the PIN pad was not displaying "Waiting on cashier". This was corrected.
8. Previously, the volume limit sent in a loyalty award response was not populated in the subsequent preauthorization message to EPS. As a result, the system was unable to enforce the volume limit in a credit prepay transaction. This was corrected.
9. Previously, Secure Terminal Batch Loyalty Detail Report was missing transactions. Some transactions were grouped together. This was corrected.
10. Previously, the Rewards Customer Yes/No prompt displayed multiple times to the cashier after answering it. This was corrected.
11. Previously, the Mobile application host based discounts were not being applied. This was corrected.
12. Previously, after a payment failure at the DCR, the system was prompting for loyalty. This was corrected.
13. Previously, an error occurred in swipe ahead after logging onto the POS. This caused the screen to display waiting on cashier instead of activating the card reader. This was corrected.
14. Previously, when Loyalty ID and EMV contact and contactless were enabled, VIPER was not sending "TAP CARD" prompt to Verifone ViperPAY PIN pad. This was corrected.
15. Previously, there was a restriction that prevented the host from updating an existing discount with a lower amount. This was removed.
16. Previously, the "Waiting for cashier" always displayed during a loyalty transaction even though the PIN pad was not waiting for cashier. This was corrected.
17. Previously, the "Waiting for cashier" always displayed during a loyalty transaction even though the PIN pad was not waiting for cashier. This was corrected.

18. Previously, when loyalty messages were displayed on the POS and PIN pad and then disappeared after three seconds, the cashier thought the system was locked up. This was corrected.
19. Previously, a hybrid loyalty card was authorizing payment but not processing the loyalty. This was corrected.
20. Previously, Loyalty Reports displayed double amounts after the transaction transitioned out of Store and Forward. This was corrected.

POS System

1. Previously, when there was an Auto Upgrade pending, the VRSD agent upgrade-package daily delivery would reset the auto-apply auto-upgrade countdown. This was corrected and now it will wait 33 days before the VRSD agent will reset the countdown. Also, manually pushing an auto upgrade package with reset the countdown.
2. Previously, when Enable Helpdesk Login was selected on the Verifone Topaz, it displayed a fail dialog, although an OTP was displayed on the Verifone Commander front status window. This was corrected.
3. Previously, Verifone Topaz locked up on the prompt to be rebooted when a time zone other than EST was selected in either Petro Software installer or Verifone Configuration Client. This was corrected.
4. Previously, the Cloud Information Agent running on Verifone Commander had some issues related to scheduling and processing of data feed jobs and tasks to the Verifone Commander Console Host. These were corrected.
5. Previously, when a POS kitchen printer was configured through Verifone Configuration Client and then it was disconnected, no offline errors or alarms displayed. This was corrected.
6. Previously, Upgrade Available alarm and Close Day overlay message were not in sync when the forced upgrade property value was changed after the alarm was displayed. This was corrected.
7. Previously, the Auto Upgrade completed with errors in the Restore Stage-3. This was corrected.
8. Previously, within an Auto Upgrade, the data restore failed during the POS installation. This was corrected.
9. Previously, when upgrading from Base 52.04 to Base 52.07, the Auto Upgrade completed, but Stage 1 completed with VHQ Configuration errors. This was corrected.
10. Previously, there was a time sync issue with the Verifone Commander. This was corrected.
11. Previously, when saving any EPS Network Report, the prompt "Please connect exactly 1 USB device" was not displayed. This was corrected.
12. Previously, the user was unable to save EPS Network Reports to a USB flash drive. This was corrected.
13. Previously, when the Auto Upgrade was performed, the POS displayed "Application Installation (Stage3) Completed With Errors". This was corrected.

14. Previously, the user was unable to perform USB Auto Upgrade and unable to save EPS Network Reports to the USB. This was corrected.
15. Previously, the browser logs were only keeping the most recent history. This was corrected.
16. Previously, the text was incorrectly aligned on the “Have you printed Single File Dump Report?” at Network Menu > EPS Secure Network Manager functions > Click on Delete Single File Dump overlay message. This was corrected.
17. Previously, the T-Log had the incorrect date and causing import issues. This was corrected.
18. Previously, the user was unable to delete items from the Touch Screen item panel. This was corrected.
19. Previously, after Verifone Commander software installation, “Call HD K-01” remained on the alarm line on the Verifone Commander display. This was corrected.
20. Previously, a transaction that included quantity was not displayed in the Transaction Manager. This was corrected.
21. Previously, the system would sometimes get stuck on “Auto Upgrade in Progress.” This was corrected.
22. Previously, the user was unable to cancel the “Tender Amount Required” numeric overlay. This was corrected.
23. Previously, the consecutive message overlays were not displayed at the center of the screen after an invalid overlay for invalid user name and password was displayed. This was corrected.
24. Previously, line items were not displayed on the PIN pad after adding PLUs, but instead they were displayed briefly at the end of the transaction after the payment. This was corrected.
25. Previously, the Period Sequence Number was missing from the current POS Journal when pulled directly from Verifone Commander. This was corrected.
26. Previously, the PIN pad card reader remained enabled to swipe cards even though the POS was not in Sales mode. This was corrected.
27. Previously, the Auto Upgrade instructions for Verifone Topaz-310 were displayed in the “After you finish” section instead of being within the “Before you Begin” section. This was corrected.
28. Previously, in the receipt preview window, when an IN-HOUSE MOP sale was performed, the apostrophe in “BUYER’S” was converted to a character. This was corrected.
29. The following POS issues were corrected:
 - POS displayed the Main Menu instead of the Sales screen after canceling the Charity prompt.
 - When importing the last screen configuration via SMS, both SMS and Verifone Configuration Client were unable to recover. The Verifone Commander had to be reinstalled.
 - When pressing the Clear button on entered data, it was not being cleared if the Numeric Keypad was in Built-In mode.
 - After turning off the Utility panel, the user interface did not return to the full screen.
 - The resize icon was inconsistently disabled for all type of Screen configurations.

30. Previously, when the EPS was sending 9F53 tag value as part of EMV Configuration, the FCC was not sending the same to the terminal. This was corrected.

Proprietary Fleet

1. The following Proprietary issues were corrected:
 - Reason message was not prompted on the POS.
 - Reason message was not printed on the receipt.
 - Odometer was not printed on the receipt when system was upgraded from Base 43.37 software.
 - See Cashier prompt was displayed even when transaction was successful.
2. Previously, the User ID was prompted for twice for outdoor Proprietary Fleet transactions. This was corrected.

Reports

1. Previously, the currency conversion failed in the Cashier Summary Report when using a secondary currency. This was corrected.
2. Previously, when entering the cash totals for the Cashier Report, the amount was incorrectly displayed for the Actuals amount. This was corrected.
3. Previously, an incorrect attendant beginning cash amount was displayed in the Full Service Attendant Report. This was corrected.
4. Previously, there were continuous transactions in the POP Discount Definition Report and POP Discount Program Report after the close period if there was a POP Discount description with more than 16 characters. This was corrected and the description will be restricted to 16 characters.
5. Previously, the Day Close Report printed on the Verifone Topaz did not include T-Log based report such as safe drop, PLU exception and money order. This was corrected.
6. The following EZ Receipt issues were corrected:
 - EZ Receipt Timestamp on printed receipt was different than the receipt sent to the cloud.
 - The transactions in T-Log were not logged as "EZ-Receipt".
 - Summary Reports were not displaying the EZ-Receipt line item.
7. Previously, when trying to access Print Cashier Report and trying to reprint a closed report, the report did not print and nothing could be accomplished in the Reporting menu until the EXIT key was pressed twice. This was corrected.
8. Previously, XML EZ-Receipt fields were not added to the Summary Report. This was corrected.
9. Previously, Mobile Payment Report menu was not available in Report Navigator after an Auto Upgrade. This was corrected.
10. Previously, there were garbage data values in the reports when 95 or more items were rung up on the Verifone Topaz in a Mix and Match transaction. This was corrected.

11. Previously, the totals in the Department and PLU Reports were calculated based on the per-unit amount of the item after discount whereas the totals during runtime were generated based on discount applied on the final price of the item which would sometimes resulted in a difference between the actual sale total and the reports as the calculated amount was rounded off at different instances. This was corrected.
12. Previously, various sales reports were updated incorrectly when more than 50 combos were in a single transaction. This was corrected.

Sales

1. Previously, the Tax Summary Table was not aligning correctly. This was corrected.
2. Previously, the POS receipt displayed "1234567" under the Slogan. This was corrected.
3. Previously, loyalty rewards or discounts were not applied when Manual Credit or Manual Debit was used. This was corrected.
4. Previously, the POS was sending bottle deposit fee without additional product code. This was corrected.
5. Previously, when an item was rung up that had the sticky label name required, the prompt to enter the name was occurring as soon as the item was added to the order instead of when the cashier opened the receipt widget and pressed Total. This interrupted the normal flow for the cashier when taking an order. This was corrected.
6. Previously, the printer did not print PLU and taxes details on the receipt if Canadian GST was enabled and there were state taxes configured against the department. This was corrected.
7. Previously, the quantity field was missing in a fuel transaction. This was corrected.
8. Previously, when there was database corruption, prepay fuel transactions were not sent to the host. This was corrected.
9. Previously, random useless characters were shown on the customer pole display. This was corrected.
10. Previously, the numeric keypad was hidden for the movable option and grayed out for built-in option upon bringing up context sensitive menu. This was corrected.
11. Previously, the text "EPS PINPAD with driver license Swipe" was displayed incorrectly at Device Configuration > PIN pad Configuration. This was corrected and now it displays as "EPS PINPAD with driver license/membership".
12. Previously, when POP Membership was configured and a fuel item was added to the transaction, the Fuel Reward prompt was not displayed. This was corrected.
13. Previously, after swiping for ID Check, the PIN pad still displayed "Swipe Driver's License" message. This was corrected.
14. Previously, after swiping a POP Membership card on the PIN pad, the POS still displayed the prompt to enter the Member ID. This was corrected.
15. Previously, the closing window icon was missing for Show upgrade status message overlay. This was corrected.

16. Previously, when the user selected the “X” cross symbol for ID Check Required prompt with Manual Entry override and Skip options, the prompt to enter Birth date or Swipe/Scan displayed. This was corrected.
17. Previously, the POP Membership Card Swipe prompt was missing. This was corrected.
18. Previously, the POS was not displaying a prompt asking cashier to scan or swipe driver license when the transaction contained a restricted item. This was corrected.
19. Previously, the system locked up if the Sales overlay menu button was pressed twice. This was corrected.
20. Previously, line items added on the POS were not displayed on the PIN pad until the payment was received and the transaction ended. This was corrected.
21. Previously, the cashier was unable to cancel the tender amount required overlay and the numeric keypad buttons were grayed out after the overlay was dismissed. This was corrected.
22. Previously, the PIN pad was locking up when performing an error correct for a line item. This was corrected.
23. Previously, the POS was not clearing PIN pad line items at the end of each transaction. This was corrected.
24. The following sales issues were corrected:
 - There were no DCR transactions on a particular pump, but a DCR receipt reprint was requested.
 - There was a delay in opening cash drawer even if Cashier selected “NO” to Loyalty and Enter cash MOP to complete the transaction.
 - CASH MOP key press was required to close the transaction even if it was already paid.
25. Previously, when there was an item with a fee that was voided, the department total was incorrect for the item and the fee department. This was corrected.
26. Previously, an EMV declined transaction receipt printed a five-digit “DR#” number instead of a single digit. This was corrected.
27. Previously, there were some contactless reader transactions that did not contain the 9F02 tag. This was corrected.
28. Previously, parameters in the Sales Configuration were not honored on the POS. This was corrected.

VISTA

1. Previously, VISTA was processing an Date of Birth (DOB) item with Invalid date entry when Force DOB on ID Check parameter was disabled. This was corrected.
2. Previously, on VISTA, the Post Financial Transaction was missing the fee details when an item was configured with multiple fees. Only the last fee details were populated in the response, but the total included all the fees. This was corrected.
3. Previously, on VISTA, Vendor Pay out screen was missing the prompt details. This was corrected.

4. Previously, on VISTA, after the upgrade, the uploaded images were not restored on the Image Upload Tab. This was corrected.
5. Previously, when there was a VISTA loyalty sale with Authorization on Total enabled, the PIN pad did not allow the option to swipe the payment card. This was corrected.
6. Previously, when a suspended transaction was recalled, it was not added to the sale window. The system displayed the “No Pending Transaction” message. This was corrected.
7. Previously, the application displayed Loyalty Processing even after PIN Pad displayed Swipe Payment Card. This was corrected.
8. Previously, there was a VISTA read error when changing the setting in Verifone Configuration Client. This was corrected.
9. Previously, the user was unable to upload images that were less than one kilobyte. This was corrected.
10. Previously, VISTA was not closing the active websocket connection when session was ended by the Close Day or inactivity. This was corrected.

Installation Options

Supported POS Terminals
Verifone C18, Ruby2 and Topaz XL (410)

Installation Documentation

See the following documents when installing the Verifone Commander or RubyCi.

Verifone Commander

- Verifone Commander Implementation Guide
- Verifone Commander Hardware Installation Guide

Verifone RubyCi

- Verifone RubyCi Hardware Installation Guide
- Verifone RubyCi Implementation Guide

Verifone Commander or RubyCi

- Verifone Commander Software Installation Guide
- Verifone Commander Chevron Network Configuration Guide

Fuel Hardware Peripherals Supported

Verifone advises using the “Minimum Recommended Version” as shown in these sections. Also, check with the dispenser’s manufacturer if there is a newer recommended version.

Dispensers Supported

Gilbarco Dispensers		
Dispenser	Description	Version
Encore 700	Pump Control Node	2.9.42
Encore 500	Pump Control Node	1.8.30
Encore 300	Digital Valve	20.1.10
Encore 300	Digital Valve with Enhanced Security	20.2.24
Encore 300	Proportional Valve	10.1.10
Encore 300	Proportional Valve with Enhanced Security	10.2.23
MPD	Legacy	70.9.92
MPD	Modular Advantage	70.9.92
MPD-3	LCDs	54.3.10
MPD-3	SIDs	53.7
Selectable Blender	Modular Advantage	75.6.10
Notes		
<p>Note: Gilbarco Pre-modular dispensers must be on a separate board and as such are not supported with Verifone RubyCi, as there is only one connection out for fuel.</p>		

Dispensers Supported (Continued)

Wayne Dispensers		
Dispenser	Description	Version
Ovation	iGem	49
iX	iGem	49
Vista 3V	iGem	49
Vista 2V	Dispenser	14
Vista 1V (See first note below)	Dispenser	49
Vista	Dispenser	See second note below
SC-82	Dispenser	See second note below
Notes		
<p>Note: For Model V490D1/U (Vista 1V), the version must be 47.</p> <p>Note: The dispenser must be programmed as one of the following types: Type 1, 2, 30 or 40. Verifone Commander will not support the dispenser programmed as any other type, including Types 3 through 29.</p>		

Dispenser Interfaces

NOTE: The Verifone Commander Forecourt Interface Box communicates directly with Wayne, Tokheim, and Gilbarco dispensers.

Dispenser/ Interface	Supported: Yes/No	Recommended Version	Notation
Bennett			
DOSPIB	No		
515	Yes	v6.20	
Horizon 1	Yes	v6.27	Supports PPU Discounting with Bennett 515 interface box, firmware v.507
Horizon 2	Yes	v2.15	Supports PPU Discounting with Bennett 515 interface box, firmware v.507
Pacific	Yes	v2.11	Supports Bennett SPM and Verifone SPP with Bennett 515 interface box with version v.6.20 Supports PPU Discounting
Tokheim			
DHC	Yes	v6.17	Supports PPU Discounting
VXDHC	Yes	v4200.03.09	Supports PPU Discounting
Dresser/Wayne			
CPU	No		Uses the Verifone Commander Forecourt Interface
PIB	No		
Fusion	No		
HyperPIB	No		
Arbitration Board	No		

Gilbarco			
Legacy PAM 1000	No		Uses the Verifone Commander Forecourt Interface
PAM 1000	No		
PAM 5000	No		
SMART Connect	No		

Dispenser Card Readers – Supported Options

Verifone advises using the “Recommended Version” shown below.

Bennett

Bennett: DCA	
Supported Options	Recommended Minimum Version
Non-debit	N/A
Debit	
Non-debit	N/A
Notes	
Note: Cash Acceptors, Debit, Graphics, SDES, TDES, and Master Session are not supported.	

Bennett: DCT (Verifone Everest Card Reader)	
Supported Options	Recommended Minimum Version
Debit	
Non-debit	1.02.02
SDES (DUKPT)	1.02.02
Notes	
Note: Cash Acceptors, Graphics, TDES, and Master Session are not supported.	

Dresser/Wayne

NOTE: See <https://www.vfne.co/verifone-petro-emv-updates> for Outdoor EMV Implementation Status updates.

NOTE: When connecting the Verifone Commander Ethernet cable to a DCR Serial Converter for Outdoor EMV, the wires routed from the converter to the DCR must be twisted pair.

iX Pay 2		
EMV Certification		
EMV Contact		Certified
EMV Contactless		Not Certified
Supported Options		Recommended Minimum Version
Serial		N/A (IP Only)
EMV - IP		3.1.203.500
Contactless Reader Model <i>Note: EMV Contactless must be disabled for this version. For Wayne sites, the DCR configuration value for NFC Mode must be set to "Contactless Disabled." The next Chevron version will support contactless outside for Wayne dispensers and will require this to be re-enabled.</i>	C150S	26100A02
Cash Acceptors		N/A
Graphics		3.1.203.500
Scanner		2D Zebra DS45
Debit		
Non-Debit		3.1.203.500
TDES		3.1.203.500
Notes		
Note: Cash Acceptors are not supported with EMV.		
Note: Prior to upgrade to Wayne EMV software, please check the minimum version with Wayne.		
Note: Master Session is supported in Canada only, not in the United States.		
Note: DSM, Secure CAT, SDES, and Master Session are not supported.		

Dresser/Wayne (continued)

iX Pay 1		
EMV Certification		
EMV Contact		Certified
EMV Contactless		Not Certified
Supported Options		Recommended Minimum Version
Serial		2.8.102.80
EMV - IP > NFC Mode	EMV Contactless or MSD Contactless Note: EMV Contactless must be disabled for this version. For Wayne sites, the DCR configuration value for NFC Mode must be set to "Contactless Disabled." The next Chevron version will support contactless outside for Wayne dispensers and will require this to be re-enabled.	2.8.203.9
	Contactless Disabled	2.8.105.9
Contactless Reader Model	C150S	26100A02
Cash Acceptors		2.5.15.0
Graphics		2.5.15.0
Scanner		2.5.15.0
Debit		
Non-Debit		2.5.15.0
TDES		2.5.15.0
Notes		
<p>Note: Jade board is recommended for outdoor EMV. Red board can be used if non-media site.</p> <p>Note: Cash Acceptors are not supported with EMV.</p> <p>Note: Prior to upgrade to Wayne EMV software, please check the minimum version with Wayne.</p> <p>Note: DSM, Secure CAT, SDES, and Master Session are not supported.</p>		

Dresser/Wayne (continued)

iX — Blue Board	
Supported Options	Recommended Minimum Version
Cash Acceptors	1.3.8.0
Graphics	1.3.8.0
Scanner	1.3.8.0
Debit	
Non-Debit	1.3.8.0
TDES	1.3.8.0
Notes	
Note: DSM, Secure CAT, SDES, and Master Session are not supported.	

Ovation and Ovation 2 with qCAT	
Supported Options	Recommended Minimum Version
Graphics	206.00
Scanner	206.00
Debit	
Non-Debit	206.00
SDES (DUKPT)	206.00
Notes	
Note: Cash Acceptors, DSM, Secure CAT, TDES, and Master Session are not supported.	

Dresser/Wayne (continued)

Vista3V	
Supported Options	Recommended Minimum Version
Cash Acceptors	103.00
Graphics	103.00
Scanner	103.00
BCB	5.1
Debit	
Non-Debit	103.00
SDES (DUKPT)	103.00
Notes	
Note: DSM, Secure CAT, TDES, and Master Session are not supported.	

Dresser/Wayne (continued)

Dual CAT	
Supported Options	Recommended Minimum Version
Cash Acceptors	103.00
Graphics	103.00
Scanner	103.00
BCB	5.1
Debit	
Non-Debit	103.00
SDES (DUKPT)	103.00
Notes	
Note: DSM, Secure CAT, TDES, and Master Session are not supported.	

Legacy CAT	
Supported Options	Recommended Minimum Version
Cash Acceptors	64.00
Graphics	64.00
Scanner	64.00
Secure CAT	2.01
Debit	
Non-debit (not enhanced)	58.00
SDES (DUKPT)	64.00
Notes	
Note: DSM, TDES, and Master Session are not supported.	

Gilbarco

NOTE: See <https://www.vfne.co/verifone-petro-emv-updates> for Outdoor EMV Implementation Status updates.

NOTE: When connecting the Verifone Commander Ethernet cable to a DCR Serial Converter for Outdoor EMV, the wires routed from the converter to the DCR must be twisted pair.

FlexPay IV	
EMV Certification	
EMV Contact	Certified
EMV Contactless	Not Certified
Supported Options	Recommended Minimum UPM Bundle
EMV (PCI DSS 5.0)	52.11.47
EMV (PCI DSS 4.0)	42.11.47
Graphics	42.05.11 - P609
Applause (Graphics)	42.05.11 - P609
Cash Acceptors	42.05.11 - P609
Scanner	
Contactless (RFID) with UX 400	42.05.11 - P609
Debit	
Non-Debit	42.05.11 - P609
TDES	42.05.11 - P609
Notes	
Note: Cash Acceptors are not supported with EMV.	
Note: GSM, SDES, and Master Session are not supported.	

Gilbarco (continued)

FlexPay II	
EMV Certification	
EMV Contact	Certified
EMV Contactless	Not Certified
Supported Options	Recommended Minimum Version
EMV	3.5.10
Graphics	30.3.03
Cash Acceptors	30.3.03
Scanner	
Non-Debit	30.3.03
TDES	30.3.03
Notes	
Note: Cash Acceptors are not supported with EMV.	
Note: Contactless (RFID), GSM, SDES, and Master Session are not supported.	

Z80 Logic Board	
Supported Options	Recommended Minimum Version
Debit	
Non-debit	50.2.4
Notes	
Note: Cash Acceptors, GSM, Graphics, Scanner, Contactless (RFID), SDES, TDES, and Master Session are not supported.	

Gilbarco (continued)

Encrypting PIN Pad (EPP) with Advanced GSM	
Supported Options	Recommended Minimum Version
Advanced GSM	See CRIND versions below.
Graphics	
Scanner	
Contactless (RFID)	
Debit	
SDES (DUKPT)	See CRIND versions below.
TDES	
CRINDs	
Advantage	62.6.10
Encore 300	62.6.10
Encore 500	3.1.50
Eclipse	3.1.50
Notes	
<p>Note: An Advanced GSM is not required if EPP is injected with the correct debit key. However, it can be used until the EPPs are injected with the correct debit key.</p> <p>Note: Master Session and Cash Acceptors are not supported.</p> <p>Note: Please contact your Gilbarco servicer for the correct setup of the EPP and the mapping of the keypad.</p>	

Gilbarco (Continued)

Advantage CRIND (Z180 Logic Board)	
Supported Options	Recommended Minimum Version
Cash Acceptors	60.9.40
GSM	
Graphics: Monochrome	60.9.40
Graphics: InfoScreen	60.9.40
Scanner	60.9.40
Contactless (RFID)	60.9.40
Debit	
Non-debit	60.9.40
SDES (DUKPT)	60.9.40
Notes	
<p>Note: InfoScreen graphics are supported only in single-line mode.</p> <p>Note: Version 60.7.30 is NOT supported for any mode.</p> <p>Note: TDES and Master Session are not supported.</p>	

Gilbarco (continued)

Encore 300	
Supported Options	Recommended Minimum Version
Cash Acceptors	60.9.40
GSM	
Graphics: Monochrome	60.9.40
Graphics: InfoScreen	60.9.40
Scanner	60.9.40
Contactless (RFID)	60.9.40
Debit	
Non-debit	60.9.40
SDES (DUKPT)	60.9.40
Notes	
<p>Note: InfoScreen graphics are supported only in single-line mode.</p> <p>Note: Version 60.7.30 is NOT supported for any mode.</p> <p>Note: TDES and Master Session are not supported.</p>	

Encore 500/Eclipse	
Supported Options	Recommended Minimum Version
Cash Acceptors	
GSM	
Graphics: Monochrome	
Debit	
Non-debit	
SDES (DUKPT)	
Notes	
<p>Note: Contactless (RFID), TDES and M/S are not supported.</p>	


Tokheim




Premier B	
Supported Options	Recommended Minimum Version
Cash Acceptors	N/A
TED	v300 or v400
Debit	
Non-debit (4-line display)	JP02.18.00
Debit TDS Plus (4-line display) SDES (DUKPT)	MT0301.00
Debit TED (4-line display) SDES (DUKPT)	MTQD02.00
Insight Graphics Non-debit	MTPQ06.03
Insight Graphics SDES (DUKPT)	MTPQ06.03
Notes	
<p>Note: Scanner, TDES, Debit TED (4-line display) Master Session, Debit TDS Plus (4-line display) and Master Session are not supported.</p>	

Tokheim (continued)

Premier C	
Supported Options	Recommended Minimum Version
Cash Acceptors	N/A
TED	v300 or v400
Debit	
Non-debit (4-line display)	JP02.18.00
Debit TED (4-line display) SDES (DUKPT)	MTQD02.00
Insight Graphics Non-debit	MTPQ06.03
Insight Graphics SDES (DUKPT)	MTPQ06.03
Notes	
Note: Scanner, TDES, and Debit TED (4-line display) Master Session are not supported.	

Verifone and Partner Options Supported

Backup Power Supply (UPS)	
UPS, Conditioned, 250VA Note: <i>One per POS terminal and one for the Verifone Commander.</i>	VFI P/N P040-07-050
Car Wash	
Ryko Code-A-Wash III	Version 15554-009, Rev. E
Ryko Code-A-Wash IV	19574-006 Rev. N
Unitec POS4000	Firmware version 6.67
Unitec Carwash Select II / Enterlink Super Interface	Version 2. Firmware version 5.43
	

Car Wash Paypoint	
<p>Unitec Portal Ti (Touchscreen)</p> 	<p>Core Version: 3.60 Sierra Version: 1.63 Version: 4.30</p>
<p>Unitec C-Start (Cashless)</p> 	<p>Core Version: 3.60 Sierra Version: 1.63 Version: 1.40</p>
<p>Unitec Sentinel (Dual Bill Dispenser)</p> 	<p>Core Version: 3.60 Sierra Version: 1.63 Version: 1.40</p>

Cash Drawer	
Verifone Topaz/Ruby2	VFI P/N P050-01-200 Note: <i>Must have adapter: VFI P/N 22839-01 Rev 3 or Rev C. Do NOT use adapters marked with Rev 1 or Rev A. These adapters can be damaged if plugged into a powered-up POS. In addition, the adapter MUST ONLY be plugged into one of the POS CASH DWR ports.</i>
Coin Dispenser	
Transact2	VFI P/N P040-08-023
Displays	
Customer Display	VFI P/N P040-08-300
EASY ID™	
Easy ID is supported for ALL states as long as the Mag Stripe/2D codes use the AAMVA standard format. Please contact your local Department of Motor Vehicles for details about your state.	
Electronic Fuel Price Signs	
Supported with tested interface: <ul style="list-style-type: none"> • Able Applied Technologies: AAT Live Hub (AAT-LH-V1) • DakTronics: DM-100 PSC (0A-1196-0133) • FutureMedia Displays Inc.: PriceVision LED Model FMD9-GSX. • Guru Digital Media: Guru Price Sign. • WatchFire: Price Watcher Sign. Supported: <ul style="list-style-type: none"> • Everbrite • Skyline • NOVYC Electronics Inc. • PWM Note: <i>Contact manufacturer for details.</i>	The Price Sign Controller (<i>PSC</i>) and an RS-232 connector is supplied by the sign manufacturer.

Laser Scanners (POS Ready)	
Use the following URL to access a list of laser scanners that have been approved by Verifone. See https://www.verifone.com/en/us/petro-partners-program .	
Money Order	
MoneyGram: Delta Network Terminal 780T Version 3.5	P/N 11-0021-001
	Printer model: 1600
	VFI cable: VFI P/N 55296-03
Western Union Money Order Dispenser System: Version 3.5	P/N FDX-400 (Version 7534 and above)
	Adaptor: DB-9M to RJ-45 (VFI P/ N 13641-01) Requires an RS-232 cable (P/N 13836-XX)
	Interface: FIP11 Interface Module (P/N 010064-02)
Western Union Money Order Dispenser System: ICE6000 Terminal (Ethernet)	Requires an Ethernet cable.
Western Union Money Order Dispenser System: TAIO Terminal (Ethernet)	Requires an Ethernet cable. Config. Version: 6114 and 6120
PIN pads	
Verifone MX 915, MX 925 Multimedia	See the Sales Representative for part numbers.
Note: <i>For debit, PIN pads must be injected with the appropriate key for the application.</i>	

Printers (Point of Sale)	
Verifone Topaz XL, Ruby2	Verifone Thermal receipt only printer (May be used to replace EPSON TM-T88) VFI P/N P040-02-020 Paper Width: 79.5 mm \pm .5 mm (3.15 \pm .02") EPSON P/N (Paper) NTP080-80
	EPSON TM-T88III Thermal receipt only printer VFI P/N P040-02-008 Paper Width: 79.5 mm \pm .5 mm (3.15 \pm .02") EPSON P/N (Paper) NTP080-80 Note: <i>For installation information and DIP switch settings, refer to the "VASC Field Service Bulletin No. 0706.001".</i>
Secondary Network	
Use the following URL to access a list of Secondary Networks that have been approved by Verifone. See www.verifone.com > Company > partners for more information.	

Tank Level Sensor	
EBW: Auto/Stik	Firmware version AMOCO4
	Requires an RS-232 cable (P/N 13836-XX)
	Requires an adapter DB-9M, standard (black) (VFI P/N 13641-01)
Emco: EECO System 1500	Firmware version 023E
	Requires an RS-232 cable (VFI P/N 13836-XX)
	Requires an adapter DB-9F, null modem (red) (VFI P/N 13638)
Emco: EECO System 2000	Firmware version 004L
	Requires an RS-232 cable (VFI P/N 13836-XX)
	Requires an adapter DB-9F, null modem (red) (VFI P/N 13638)
Emco: EECO System 3000	Firmware version 005I
	Requires an RS-232 cable (VFI P/N 13836-XX)
	Requires an adapter DB-9F, null modem (red) (VFI P/N 13638)
Veeder Root: TLS 250	Requires an RS-232 cable (VFI P/N 13836-XX)
	Requires an adapter DB-25M, null modem (red) (VFI P/N 13581-01)
Veeder Root: TLS 350	Requires an RS-232 cable (VFI P/N 13836-XX)
	Requires an adapter DB-25M, null modem (red) (VFI P/N 13581-01)

Additional Information

Weights and Measures

Support for cash and credit pricing at the dispenser requires explicit cash and credit selections on the dispenser. This is in compliance with the *Weights and Measures Guidelines for Selectable Unit Price Capability*, section G-S.5.1.

Notice: This software supports a POP Discount feature, which allows a point-of-purchase discount on fuel based on the purchase meeting certain pre-defined transaction criteria. It is possible that the Weights and Measures department in your state may consider this POP Discount feature, when used in a post-pay scenario, to be in violation of state regulations.

YOUR IMPLEMENTATION OF THE POP DISCOUNT FEATURE IS DONE AT YOUR OWN RISK. Verifone EXPRESSLY DISCLAIMS ANY LIABILITY FOR CLAIMS, FINES OR DAMAGES RESULTING FROM IMPLEMENTATION OF THE POP DISCOUNT FEATURE IN A LOCALE WHERE IT IS DEEMED A VIOLATION OF LOCAL OR STATE REGULATIONS. YOU SHOULD CONSULT YOUR LOCAL WEIGHTS AND MEASURES ENFORCEMENT GROUP BEFORE IMPLEMENTING THE POP DISCOUNT FEATURE.