

Petro Software Release Notes

Verifone Commander



Versions and Information

Base Version	53.40.00
Distribution Versions	HPS 1.15.40 Production Release
Release Date	November 30, 2022
Publication Date	November 30, 2022

Distribution Components

Base	053.40.00
Verifone Commander OS	1.12.01
EPS	9.03.00
HPS	6.04.00
Mobile	1.00.00
RCI	6.00.01
POS OS	5.01.03
WEB	5.05.00

PIN Pad Software Versions

Minimum Verifone EVPAY (Engage) Certified Versions

For the Verifone EVPAY (Engage) Certified Versions for M400 and P400, see the Current VRSD Software List at the Support.Verifone.com > Technical Support > Support Articles > Petro and Convenience > Products and Services > Software Updates (VRSD) > VRSD FAQs.

Minimum EMV Certified Verifone ViperPAY Versions

NOTE: Make sure the minimum OS and any OS Updates are loaded before installing Verifone ViperPAY. See the Verifone ViperPAY release notes.

PIN pad	Version	XPI	Kernel	OS Version
Verifone MX 900 Series	4.07.04	5300w	Velocity L2 7.020I	Minimum - 30140200
				Recommended - 30251000

Viewing the OS version on Verifone MX 900 Series PINpad

1. At any screen, press the numbers 1,5,9 on the keypad at the same time until the password entry screen appears for System Mode.
2. Key in the password.
3. At the Home screen, touch the Information tab.
4. Touch the Basic System tab.
5. Scroll down to "Build" to view the OS version.

Contents

PIN Pad Software Versions	3
Important Information.....	5
New In This Release: 1.15.40.....	7
Enhancements	7
Resolutions	8
New In Previous Release: 1.15.34	12
Resolutions	12
New In Previous Release: 1.15.33	12
Enhancements	12
Resolutions	14
New In Previous Release: 1.15.28	18
Enhancements	18
Resolutions	19
New In Previous Release: 1.15.27	22
Enhancements	22
Resolutions	23
New In Previous Release: 1.15.24	26
Enhancements	26
Resolutions	28
New In Previous Release: 1.15.17	34
Enhancements	34
Resolutions	37
New In Previous Release: 1.15.03	44
NEW POS	44
Enhancements	45
Resolutions	46
Installation Options	49
Installation Documentation.....	49
Fuel Hardware Peripherals Supported	50
Verifone and Partner Options Supported	69
Additional Information	75

Important Information

Verifone C18 Self-Checkout

The following is important information when setting up Verifone Self Checkout on the Verifone C18 POS.

- If an Auto Upgrade was performed, the Verifone Self Checkout sub-menu will not display under the Verifone Configuration Client > Store Operations menu. To enable the Verifone Self Checkout submenu, assign the following roles at Verifone Configuration Client > Security > Manage Users > User Administration > Configure Roles.
 - uscategorycfg - Update Verifone Self Checkout Category Configuration
 - uscoglobalcfg - Update Verifone Self Checkout Global Configuration
 - uscoregistercfg - Update Verifone Self Checkout Register Configuration

NOTE: The Self-Checkout submenu displays if the Commander software was installed manually.

Disabling Swipe Ahead on Verifone C18

Sites that do not have a 2D scanner will need to disable swipe ahead in order to process Easy ID or a POP Membership card at the PIN pad. Do the following two steps consecutively:

- On the Verifone C18 POS, disable Swipe Ahead at Maintenance > Device Configuration > PINPAD configuration > EPS PINPAD with Driver License and POP Membership.
- On the MX 900 Series PIN pad, edit the Config.Usr1 Swipe Ahead value found in System Mode at Home > Administration > Config by entering the Config.Usr1 file. Under the [PERM] section, there will be a Swipe Ahead parameter with a '0' or a '1' value. The value should be set to '0' to disable it. After the change, reboot the PIN pad.

EMV Certified

This software version supports Contact and Contactless Indoor. See the Dispenser Card Reader section towards the back of these release notes for EMV Contact and Contactless certifications for each dispenser manufacturer.

These Release Notes

These release notes are for both the Verifone Commander and RubyCi.

Product Codes

Make sure that the Departments and PLUs are using NACS Product Codes.

Wayne and Secure PumpPAY Keypad Configuration

In case of Wayne and Secure PumpPAY DCR configuration, the user is now required to configure the keypad layout from the DCR Keys Configuration in Verifone Configuration Client and the driver will use the configured keypad instead of using a predefined keypad layout. If an auto upgrade is performed and the DCR key configuration was not present previously, it is expected by the user to configure the keypad for a functional DCR keypad. It can be configured at Forecourt > DCR Key > DCR Keys Configuration and then perform a DCR initialization.

Verifone Remote Software Delivery (VRSD)

The Commander supports the Verifone Remote Software Download (VRSD) to allow automated software updates from the Verifone servers. See the Commander Verifone Remote Software Delivery Implementation Guide for more information.

Documentation

HPS Commander Network Configuration Guide

See the HPS Commander Network Configuration Guide for configuring the network.

New In This Release: 1.15.40

ENHANCEMENTS

Verifone C18 Self Checkout

1. The Glory Cash Recyclers are now supported on the C18 Self Checkout to accept cash payments. They can be configured on the Verifone Configuration Client at Devices > Cash Recycler > Cash Recycler Configuration. As many as 32 cash recyclers can be configured. See the Self Checkout User Reference for setting up the cash recyclers. An IP address is required for each cash recycler. The cash recyclers are assigned to the Verifone C18 Self Checkout at Verifone Configuration Client > Store Operation > Self Checkout > Register Configuration.
2. On the C18 Self Checkout welcome screen, the customer Image will now fill most of the whitespace and the company message will be configurable. The customer has option to show actual image or fit to the assigned area. The background color for customer image and message color are configurable. The cash and fuel icons will also display on the welcome screen based on availability of the feature.

POS System

1. Security Enhancements to Validate End-points for connections between Commander and certain remote hosts.
2. The Petro Suite Installer program (PSI) inadvertently allows the user to avoid specifying their choice at the hard drive (HDD) formatting prompt, thus leaving the HDD format state unchanged when the form is submitted. If the HDD was previously unformatted, this will result in the Commander getting stuck at the "A8" state. This enhancement requires that the user make a choice. On the PSI "HDD Information" form, the user will not be allowed to avoid making a choice of whether to format the HDD or not.

Sales

The following enhancements have been made to the Manufacturer Coupon functionality:

- A coupon validity check is now made on the item in the basket.
- Product code based restrictions will be checked when applying a coupon such as for fuel reduction. Fuel reductions should only be performed through a loyalty program.
- The POS now prompts for the entry of an coupon expiration date.

RESOLUTIONS

Verifone C18 Self Checkout

1. On the C18 Self Checkout, after flipping the display from cashier to customer or customer to cashier, the application selection was unresponsive when the application selector was open.
2. After an Auto Upgrade on C18 Self Checkout, Register Configuration was not taking effect upon logout and login. This was corrected and now the Register Configuration will take effect upon logout and login.
3. When both the Ok and Cancel buttons were configured and max length text was assigned on both, the text was outside extending past the button border. This was corrected and both buttons will now accommodate the 24 character length text within the button borders.
4. When canceling the Order Menu chain on Verifone C18 Self Checkout, the message Press X to Continue displayed. This message was removed because there is no X icon.

Verifone Configuration Client

The DCR Authorization amount was unable to be changed and saved at the FEP Card Type in Verifone Configuration Client > EPS Configuration. It can now be changed and saved.

Dispensers

1. When money in a fuel prepay was sent to a pump, the customer did not get fuel and the fuel prepay disappeared from the POS. The cashier had to perform another fuel prepay for the customer but the sequence of events caused the cashier to come up short on the reports. This was corrected.
2. The POS was not sending certain Wayne dispenser information such as firmware, OS version, and model as part of the Site Asset Data to the EPS. This was corrected and now it is sent.

Dispenser Card Readers

1. The following possible issues were occurring on the Verifone Commander due to the system running low on memory.
 - Initially, the POS acted slow when cashier was ringing up fuel prepay or just viewing a pump to see what was happening.
 - DCR transactions took longer progressively.
 - Gradually, system reached a threshold where the DCR transactions came to halt (declined even after card approval) one pump after another.
 - POS no longer was able to ring up fuel prepays and alarm line indicated "Error communicating with fuel server".

These were corrected and now the available memory on Verifone Commander remains stable and adequate.

2. When Debit Encryption Type was set to “None”, it caused the DCR to lock up during a MSR Debit transaction and then displayed the prompt “Enter Data”. When encryption type was set to anything else (DUKPT or GSM) everything worked correctly. This was corrected and it will now work when “None” is selected.
3. Offline PIN transactions were not working on Invenco DCRs. This was corrected.
4. The response time was more than two minutes when the PIN was entered incorrectly more than three times and then the correct PIN was entered the fourth time. This was corrected and the response time has been reduced.
5. When the DCR was configured for multi-grade selection feature, multi-grade fuel selection was not prompted to insert any EMV chip cards. This was corrected.
6. The DCR was not prompting for POP Discount for pay inside transactions. This was corrected.
7. There were looping issues with Wayne DCRs when trying to display secure prompts for data entry. These issues were corrected.
8. Occasionally, the DCR would lock up usually in the morning hours and display the BIOS screen. It would also happen if the DCR was restarted by power cycle or DCR Driver initialization. This was corrected and now the DCR will not lock up with the BIOS screen displayed.
9. When a Contactless VISA US DEBIT PIN was bypassed on a Gilbarco M5 DCR, the transaction was declined. The transaction is no longer declined.
10. After performing a Petro Suite Installation (PSI) or Auto Upgrade, occasionally, the Gilbarco DCR locked up at the Loading Secure Prompts message. The DCR did not recover after performing a DCR Driver initialization. the Gilbarco DCR no longer locks up after a Petro Suite Installation (PSI) or Auto Upgrade.
11. If the EMV card was inserted when the Wayne DCR synchronization was in progress immediately after loading the idle screen, the card was clamped until it timed out. This was corrected and it will now be handled correctly.
12. The EPS was sending multiple “Remove Card” prompts in a single transaction and the Wayne DCR driver was unable to handle it in some certain scenarios. This was corrected.
13. When a chip card was inserted after selecting the rewards option at the idle screen or during loyalty after payment, the Gilbarco DCR locked up on a blank blue screen. The system now handles the transaction correctly.
14. If the EMV card was inserted when the Wayne DCR synchronization was in progress immediately after loading the idle screen, the card was clamped until it timed out. This was corrected and it will now be handled correctly.
15. DCR transactions were finalizing full preauthorization amounts and they were displayed as being negative in the Network Summary Report. This was corrected and they will now finalize for the pumped amount as positive in the report.
16. With multiple grades or products, the transaction was completed with an amount more than the specified limit under Unattended Dispenser Card Reader. This was corrected and now the transaction will complete within the specified limit.
17. When the Wayne DCR entered diagnostic mode and then attempted to back out of diagnostic mode, the DCR locked up and then a DCR initialization unlocked it. This was corrected.

18. On Wayne Anthem DCRs, its card reader was not locking the card and allowed the customer to remove card (quick swipe), so therefore it caused flow issues. The Anthem displayed "Transaction Canceled" message and required DCR initialization to return back to the idle screen. This was corrected and now the DCR will display "Please Read Your Card Has A Security Chip Do Not Remove Until Prompted Wait To Reinsert Card."

EPS System

1. The PIN pad displayed "Show card to the cashier" message after the approval message for a credit transaction. This was corrected and now the "Show card to the cashier" message will not display.
2. On core EPS, the MID, TID, and CAIDs (Card Acceptor Identification) were printing on all indoor and outdoor receipts. They are now all masked on the receipts.
3. When the EPS restarted, the PIN pad was taking approximately five minutes to get into the swipe ready mode due to the PIN pad update process at startup. This was corrected and only the MX 900 Series PINpad will be updated.
4. Loyalty Alternate ID was not populating on the PIN pad after an auto upgrade.
5. Mastercard Fleet cards were not prompting and declining on M400 and P400 PINpads.
6. Online PIN was prompted for Visa contactless card even though transaction amount was below CVM limit. This was corrected.
7. Proprietary Fleet cards that start with 7211 and 7104 were not processing. The PIN pad displayed "Swipe card" prompt again or "Swipe not allowed." This was corrected.
8. EPS Network Report was out of balance. When the chip card was declined with AAC, the system added it to the local totals. This was corrected.
9. American Express Contactless indoors and outdoors stopped working after an EPDL download. Contact is working correctly. This was corrected.
10. The Auto Upgrade was not preserving the Time Sync settings and reverting to old values when set to POS-NTP prior to the upgrade. This was corrected.

HPS FEP

1. The partially approved confirmation message with Yes/No button was not clearing from the PIN pad screen. This was corrected.
2. The HPS EMV Failure Report was not displaying the prompt to enter a terminal batch number. This was corrected.

Incomm FEP

Incomm refund transactions were declined with "E03 SALE DECLINED" error message. This was corrected.

Loyalty

Split tender with Cash and an EMV Card was not working when the “Prompt for rewards only on fuel” was enabled. This was corrected and now the split tender with Cash and an EMV card works as expected.

POS System

1. After Auto Upgrade was completed, there was a pairing error prompt on the POS display. This was corrected and now the Auto Upgrade will complete without errors.
2. When trying to enter a name, the space bar was not enabled on the keyboard. It prevented inserting spaces between words. This was corrected and the space bar is now enabled.
3. T-Logs were not displaying loyalty information for Barcode and Alternate ID cards. This was corrected and now the T-Logs display the information.
4. Intermittently, the POS and PIN pad locked up when approving a pump. The POS displayed “Error approving pump” message. The PIN pad displayed “Approved” message. This was corrected and both no longer lock up when approving fuel.
5. When auto upgrading via USB, it failed with the message “Transfer Failed! Internal Error.” This was corrected.
6. There was an inability to connect to the VIPER EPS page. This was corrected.
7. The “taxForgivenAgainst” object was missing from the T-Log when loyalty discount was applied. This was corrected.
8. When the Electronic Fuel Sign device went offline, the device status changed between Busy and Offline. This was corrected.

Reports

The Tank Reconciliation Report was formatting the date and time incorrectly that caused them to be out of order before printing. This was corrected.

Sales

1. POS Reprint was printing the receipt incorrectly when a Free POP Award or AutoGen POP Code was involved. It now prints correctly.
2. When a multiple manual percent discounts were applied on sub-items, they were not calculated correctly. This was corrected.
3. The following Manufacturer Coupon Feature issues were corrected:
 - “Tax credit” line was missing from the receipt when coupon and loyalty discounts were applied.
 - Coupon error messages were missing when loyalty was enabled.
 - Incorrect taxable amount was displayed when non-taxable qualified and taxable qualified item was sold together.

- Incorrect taxable amount was displayed when non-taxable and taxable item was sold together.
 - Incorrect taxable amount was displayed when qualified (taxable) and non-qualified (taxable) item was sold together.
4. The POS was overcharging the card when there was a loyalty reward and a negative PLU item in the transaction. This was corrected.

New In Previous Release: 1.15.34

RESOLUTIONS

Dispensers

PetroVend sales were dropped when dispenser poll errors were present. This was corrected and it allows PetroVend to keep its preauthorization open and accept sale data when there are delays in arming a pump.

POS System

1. Occasionally, if a site with Base 52.16 and higher software that wasn't upgraded frequently to newer versions, the Auto Upgrade would sometimes fail due to large amounts of data on the system during the backing up process. This was corrected and additional time has been added to the back up process.
2. When Electronic Fuel Price Sign communications were first established, they would stop communicating shortly afterwards. They will now continue to communicate after being established.

New In Previous Release: 1.15.33

ENHANCEMENTS

Verifone C18 Self Checkout

1. The "Loyalty Customer Y/N?" prompt has been added to the transaction flow on Verifone C18 Self Checkout.
2. The following features have been added to the Verifone C18 Self Checkout:

- The Self Checkout will now send a notification when a transaction is suspended by the customer so that the cashier can clear the pending transaction if required. Also, the Monitoring button on the POS was updated.
- The Self Checkout will now send a notification when it is in Payment mode so that the cashier will know the customer has moved to a transaction payment. Also, the Monitoring button on the POS was updated.
- As part of Self Checkout Monitoring, the Transaction Suspend, Payment, and Payment Failure icons were added to the Cashier POS. Also, "Show Item Quantity and Transaction Amount" was added to the Cashier POS.

Verifone Configuration Client

The parameter name "SSL" has been changed "TLS" throughout Verifone Configuration Client.

Dispensers

1. A Minimum PPG setting called "Minimum Street Price" has been added at Verifone Configuration Client > Forecourt > Fuel Configuration > Fuel Products for fuel so that fuel prices cannot be set below this amount. A security level was added in order to restrict the changing of the fuel price. The user can enter a minimum street price for each grade and it prevents from forgetting the 0.9 cent. Discounts from POP and Loyalty can reduce the customer's price per gallon below this value.
2. Performance improvements have been made to the Fuel Drivers.

Dispenser Card Readers

1. Support added for some quick swipe scenarios with a non-clamping Wayne/DFS Anthem DCR.
2. Gilbarco drivers have been enhanced to support EMV fleet tag prompting for both Contact and Contactless EMV.
3. When a Commercial Fleet card is used on a fueling position that does not prompt for grades, the dispenser will now prompt which grade(s) will be dispensed before going to the host for approval.
4. Gilbarco non-sensitive log data was masked making it difficult to understand and analyze logs. Now only sensitive data is masked.

EPS System

1. Improvements have been made when a PIN is bypassed for EMV contactless transactions.
2. Tag 9F6C based PIN prompting is now performed for Visa only.
3. The contact and contactless enabled is now set as the default for the inside terminal.

POS System

1. A feature is being introduced called Verifone POS Workstation Pairing. It pairs each Verifone POS Workstation with the Verifone Commander. The Pairing process establishes a trust relationship between the Verifone Commander and each Verifone POS Workstation and creates secure communication links.
2. The product name in the Petro Suite Installer was changed from “Site Controller” to “Verifone Commander.”

Sales

On the Cashier POS display, the DCR Calling Icon was modified from a “Car with Credit Cards” to just “Credit Cards” displayed on the icon.

RESOLUTIONS

Verifone C18 Self Checkout

1. The Verifone C18 Self Checkout application was not retained after an Auto Upgrade. The Verifone C18 Self Checkout application will now be retained after an Auto Upgrade.
2. On Verifone C18 Self Checkout, during a fuel prepay transaction with loyalty, the POS was displaying “Loyalty Price Per Gallon Request.” This has been changed to “Follow PINpad instructions” similar to loyalty in a merchandise transaction.
3. After the customer selected “Choose PINPAD” from the “Scan Loyalty Barcode or Enter ALT ID” prompt, the Verifone C18 Self Checkout was not displaying the follow PINPAD instructions text. Instead, it displayed the Credit payment message. It was not directing the customer that the loyalty card should be swiped on the PIN pad before payment. It now displays the “Follow PINpad instructions” message.
4. When using the Order Screen Lookup on Verifone C18 Self Checkout, the button text was missing and other configurations were not displayed. Also, when selecting Order Screen Lookup, and IO exception error was displayed. These were corrected.
5. When the Spanish Locale was enabled on the C18 Self Checkout, the App Selector Icon was displayed on all of the screens. This was corrected and now it only displays on the idle screen.

Verifone Configuration Client

1. When the user switched the locale property from English to Spanish, they were unable to access Verifone Configuration Client. This was corrected.
2. When a site was auto upgraded from Base 51 to Base 53, there were FIS loyalty host download issues. The Verifone Configuration Client was timing out after two minutes when there were more than 4000 cards in the loyalty card tables. This was corrected by extending the timeout for the loyalty cards up to four minutes. Also, the manual entries for hybrid cards are not recreated on loyalty table downloads.

Dispensers

1. Commercial fleet cards were allowed on a non-commercial regular fuel dispenser when indoor prepay sale with amount was tendered. This was corrected and now they will only be allowed on commercial dispensers.
2. When pump stop occurred on a failed transaction, the system populated the sale data from the last successful fuel transaction on the failed transaction itself. If the Verifone Commander was rebooted within a three transactions, this particular transaction was perceived as an uncommitted transaction and then committed again, causing incorrect values in Fuel Hose Report. This was corrected and data won't be used from failed transactions.

Dispenser Card Readers

1. When a site auto upgraded to Base 53.27.00, serial connected Gilbarco DCRs were not loading. This was corrected.
2. On a Wayne DCR, while performing chip card transaction, if the card was removed the moment EMV processing was complete and before the remove card was displayed, The Verifone Commander Fuel system was unable to clear the remove card prompt after it was displayed. This was corrected.
3. When a Chip Card was inserted by user after selecting the Rewards option from the idle screen or during Loyalty after payment, it caused the termination of the transaction without any message for the user. For the Loyalty after payment, the card was clamped in the Wayne DCR. These two issues were corrected.
4. Verifone Secure PumpPAY CRIND remained at "Remove Card" after the EMV payment card was removed. This was corrected.
5. The DCR was displaying "Cannot" instead of the "Cannot buy product on pump" message when none of the fuel grades were allowed to be purchased with a WEX card. The DCR now displays the "Cannot buy product on pump" message.
6. Occasionally, the DCRs lost communication with the POS and displayed poll errors. The customer was able prepay inside, but the sale came due after pumping gas. The cashier needed to press the pump number for it to complete. The DCRs no longer lose communication.
7. For Contactless PIN Bypass DCR transactions, the Enter key was not mapped to a correct key press event and the transaction was declined. This was corrected and is now mapped correctly.

EPS System

1. When the POS or Verifone Self Checkout logged into the EPS with swipe ahead disabled, it appeared the PIN pad diagnostics was not starting as part of the POS login. This diagnostics happened only as part of the first transaction from the Verifone Self Checkout. This caused an EMV initialization issue before running any transaction on Verifone Self Checkout after cashier logged into it.
2. When the Verifone Commander was connected to a Third Party POS and had the correct time with NTP server time, the POS time was off by two minutes even though NTP was

enabled and the time sync was set to POS. This was corrected and now the Verifone Commander will sync the time with the POS.

3. When a common global MasterCard was inserted, the DCR prompted for Debit MasterCard and US Debit instead of PIN bypass. This was corrected.
4. When swipe ahead was disabled and EMV initialization was completed on login, the PIN pad displayed a blank screen or "EMV configuration in progress" message displayed based on some EMV configurations. These were corrected.
5. Sites were having issues with batches being out of balance. The POS was sending up an additional completion with the batch that the host was not capturing, on both the initial and retransmitted batches and therefore causing out of balance batches. This was corrected and now they are not out of balance.
6. After performing a cash transaction, the PIN pad displayed waiting for cashier message and then the next transaction failed. This was corrected and the next transaction will proceed as expected.
7. Trigger pull functionality was failing. Trigger Pull is now successful.
8. Contactless Visa was not prompting for PIN on 9F6C tag and the transaction went to the host. The card now prompts for PIN.

Food Service

On a Mobile Food Order, the POS locked up and required a reboot to clear when an unassigned key was pressed along with input. This was corrected.

Incomm FEP

Incomm Gift Card Activate was prompting to swipe the card on the POS. It should be prompting at the PIN pad. This was corrected and now it prompts at the PIN pad.

Loyalty

1. The PIN pad was not prompting to enter Loyalty ID number in a swipe ahead transaction after pressing Alternate ID button. This was corrected.
2. Loyalty transactions were failing to send a finalized request. This was corrected and the finalized request is now sent.

Mobile

A Back Office update to the Verifone Commander was corrupting the Mobile Configuration file. This was corrected.

POS System

1. After logging into Verifone Configuration Client and viewing Site Asset Data at Reports > Site Asset Data, the “POS Terminals” tab was not populated with any data or items. This was corrected.
2. The site asset data was incorrectly handled even though the device details were mentioned correctly. This was corrected and now the site asset data is handled correctly.
3. When a Free POP transaction was selected from the Reprint Window, the receipt was blank in the preview section. This was corrected.
4. Momentarily, the Verifone Commander configured for fuel displayed the “Call HD X-##” error message along with other various characters. After a short period of time, the error was replaced by “System OK”. The error is no longer displayed.

Reports

1. Mobile Settlement Report was not being sent to the host for the Close Monthly and Close Yearly Reports. It is now sent with those reports.
2. Site was unable to close the Daily Report unless all of the pending transactions were cleared. This was corrected.
3. For Conexus 2.0 transactions, the Mobile Settlement Request was not sent to the Mobile Host for Month and Year Close Reports. The Mobile Settlement Request will now be sent.

Sales

1. When there was a prepay transaction in progress at the same time as a EMV initialization, it caused the prepay limit to be the same as the previous transaction. The current preset amount will now be honored for the pay inside transaction.
2. For the Manual Fuel department transaction, the word “Sale” was missing from the message overlay and receipt. The word “Sale” will now be included.
3. The partial DOB entry was processed as amount due for payment when customer scanned their Driver’s License and cashier was in the middle of DOB entry. The amount due will now be processed correctly.
4. On Refund transactions with manual EBT MOP, the POS auto-fills the MOP amount to the full refund amount including tax. On the receipt, it displays the Tax Credit as “change due.” This was corrected and the Tax Credit will now display correctly.
5. The signature capture verification overlay message was incorrectly displayed on the POS screen for the cashier to verify and confirm the signature. A complete progress bar was covering up the signature. This was corrected and now the captured signature from the PIN pad with the confirm and cancel buttons displays for the cashier to confirm it.
6. Topaz locked up when Rest In Gas amount was keyed in using the physical keyboard. The Topaz will no longer lock up.
7. A Verifone Commander on Base 53.03 using the EF Variant was unable to tender a prepay overrun. This was corrected and site is now able to tender prepay overruns.

8. The CSR Function was displayed instead of Error Correct when a claim was made using the Fuel Pump key. This was corrected and the Error Correct key will be displayed.
9. When Rest in Gas was pressed and any amount lesser than the price of the PLU was entered, insufficient amount error was not displayed on the POS, instead of accepting the value which was entered. This was corrected and now Insufficient amount error displays on the POS.

New In Previous Release: 1.15.28

ENHANCEMENTS

Verifone C18 Self Checkout

1. Fuel prepay transactions are now supported in the Verifone C18 Self Checkout. The customer will press the Fuel Prepay button. They will be prompted for a pump number and then the dollar amount or volume. The fuel panel on the POS register will be updated according to fuel prepay. The fuel prepay can't be suspended. The "Pay at counter" button will not be displayed when prepay item is in the transaction and cashier help is requested.
2. A system configuration property "allow.sco.prepay" has been added for Verifone C18 Self Checkout Fuel Prepay and will default to "no". When changing property value, the update can be applied at Verifone Configuration Client > Tools > Refresh Configuration or by logging out and in without reboot.

POS System

1. The Verifone RubyCi startup performance was improved.
2. POS performance has been improved when performing ID checks and other prompts.
3. Performance improvements have been made on the POS Express Panel.
4. There were performance improvements on the Daily Message functionality.

Sales

Performance improvements have been made to fuel transactions when reserving a dispenser.

RESOLUTIONS

Verifone C18 Self Checkout

1. The following Verifone C18 Self Checkout issues were corrected:
 - Movable Numeric Keypad was not retaining its last location after being canceled.
 - When performing a Price check with ID Check, the screen was locking up on the age restricted message overlay.
 - Numeric Keypad was hidden or dismissed upon ringing up a PLU from the Welcome Screen.
2. The Operator Display was not clearing the detail after a void ticket transaction on the Verifone C18 Self Checkout. It will now clear the detail.

Verifone Configuration Client

After an auto upgrade, the Fuel Products and Fuel Positions may have been unavailable in Verifone Configuration Client. This was corrected and now they are available after an auto upgrade.

Dispensers

Commercial Fleet Prepay option was enabled on the POS Fuel Panel View even though it was disabled in Fuel Position Configuration. It will now be disabled on the POS Fuel Panel View when disabled in Fuel Position Configuration.

Dispenser Card Readers

1. When the product restriction was enabled for car wash and the EPS was not sending it to the POS in card preauthorization, the DCR still prompted for car wash for Visa Fleet cards. This was corrected and the DCR will not prompt for car wash when restricted.
2. Dispensers were not coming out of pump stop in the morning when the site opened for business. When the dispensers were re-authorized at the POS, they appeared to be ready, but the DCR displayed "Pump Stopped". This was corrected and now the dispensers will be ready to fuel.
3. On Wayne DCRs, after a transaction completion, the idle screen refreshed twice and if a card was inserted during the refresh, it remained clamped until a DCR Initialization or reboot was performed. This was corrected and now the card will not remain clamped if inserted during DCR screen refreshes.
4. "Chip Read Failed, Pay Inside" displayed for one second and then "Declined" was displayed. The failure message will now display for three seconds.
5. Intermittently on Wayne DCRs, there was a long delay after the remove card prompt on EMV contact transactions. This was corrected.

6. Intermittently on Wayne DCRs, when the card was inserted to begin an EMV transaction, it remained clamped until a DCR initialization was performed. The DCR will now release the card when the read process is complete.
7. Intermittently on Wayne DCRs, there were card clamping issues when handling Quick Swipe transactions. These issues were corrected.
8. The following Commercial Fleet card issues were corrected:
 - Refunds were not printing a signature line on the receipt.
 - When the host was down, a failure message was not displayed to the cashier during Fleetcheck MOP transaction.
 - Commercial Fleet card transactions were not printing a signature line.

EPS System

1. The system was not restricting certain product codes when a Fleetcor card was used. This was corrected and now these product codes will not be allowed.
2. When the customer swiped the card and the system read the MSR data, the PIN pad was not prompting to insert the EMV card. The system now prompts to insert the EMV card.
3. On Self Checkout, when selecting and scanning the barcode secondary loyalty on ViperPAY, it resulted in an error and the discount was not applied. Upon scanning the loyalty barcode, card will now be accepted and discount will be applied.
4. The card price tier settings were not saved after an auto upgrade. This was corrected and now they are saved after an auto upgrade.
5. There was an issue where the system was experiencing high CPU usage for a long period of time. This issue was corrected with FEP State Indexing.

HPS FEP

When logging into CSR FUNC > Network Menu > EPS Network Reports, the option received “EPS Network unavailable” and screen returned to the Network Menu screen. Host was online and all other menu options were functional. This was corrected and now the error will not display and the user will be able to access the reports.

Loyalty

1. Swipe ahead was not prompting for Loyalty ID. The PIN pad continued to display the Welcome Screen. The PIN pad now prompts for the Loyalty ID.
2. With loyalty outside and payment inside, the transaction was declined at the DCR. This was corrected.
3. If a user added a loyalty card to the Loyalty Card Configuration with a Card Table index longer than eight characters and configured only the manual entry parameter, the entry created had an ‘_M’ appended to the name in the Loyalty Card Configuration list. When attempting to edit or remove the card, it resulted in an error that the field was too long due to the ‘_M’ value. The maximum length has been changed to allow for the ‘_M’ value.

4. When Alternate ID was enabled, the Verifone MX 915 PIN pad displayed the Loyalty ID prompt at the top of the screen and Loyalty button was missing, but instead “Label1” was displayed. Also, the “Welcome to Our Store” message was missing. These issues were corrected and the button and message are now displayed.

POS System

1. An email with the One-Time Password (OTP) was not received after it was generated in Verifone Configuration Client. This was correct and now the user is receiving the email.
2. The On-Screen Numeric Keypad back button was clearing all the entered digits instead of last digit alone. It will now only clear the last digit.
3. Period sequence numbers were inconsistent in tranSet entries. This was causing confusion for back office software.

Reports

1. There was a reporting discrepancy in the Fueling Point Hose Report when there was a fuel sequence number rollover. It will now increment correctly.
2. Decimal point was disappearing when entering drawer amounts in Print Cashier Reports. This was corrected.

Sales

1. When the In-House MOP was used in a prepay, the user was unable to clear an underrun using it. The the In-House MOP key would only beep. This was corrected.
2. The following POS issues were corrected:
 - Intermittently, “Reprint not possible” message overlay displayed upon selecting Reprint
 - When navigating through the <Ticket Print> keyboard from last item, the reprint window was dismissed
 - Numeric keypad icon was enabled on the express panel when reprint window was displayed
 - When using Reprint, the index numbers were inconsistent
 - Intermittently, the user was unable to select the reprint line item upon touch
 - Keyboard navigation was not working on select till window
 - During Receipt Reprint, there was a mismatch between selected receipt and the previewed receipt while scrolling
 - Receipt Preview was empty for suspended transactions

New In Previous Release: 1.15.27

ENHANCEMENTS

Verifone C18 Self Checkout

1. The App Selector is now supported on the Verifone C18 POS. This feature allows the POS to switch from Cashier Mode to Self Checkout by pressing the blue icon on the idle page. After pressing the icon, the POS displays Point of Sales mode or Self Checkout mode. After selecting Verifone Self Checkout and the application transitions, the C18 screen can be rotated to the Customer side. Also, the cashier can flip the screen and self checkout application will start automatically. There is no need to use app selector blue icon.
2. Verifone Self Checkout Monitoring is an enhancement that includes an integrated monitoring mechanism between POS and C-18 SCO at the store in order to offer assistance to customers when required.

Dispenser Card Readers

1. All available Wayne version and status information will now be logged for tracking and analysis.
2. Charitable Donations is now supported at the DCR.
3. DCR soft keys are now shaded and aligned in a way so that the user knows that it is a touchscreen for input.
4. The PIN Bypass option requirement has been added on PIN entry screens for EMV Contactless.

Food Service

Support was added to KDS without iOrder. Currently, sites that are using KDS, must have an iOrder. This enhancement is for sites with limited counter space where they would like to use KDS, but don't have the need for an iOrder. This is for sites taking a lot of phone orders or delivery orders. Now, they can use KDS without iOrder.

HPS FEP

The Quick Chip setting for VISA in Verifone Configuration Client > Payment Controller > EPS Global Configuration is now Read Only.

POS System

System Information will now be sent in the Site Assets for Commander and POS.

Sales

1. Performance improvements were made to the input, review, and message overlays on the POS and Verifone Self Checkout.
2. The system now has the ability for cashiers to enter a partial amount for network cards instead of letting the payment network response reduce to zero and move to next the MOP.

RESOLUTIONS

Verifone C18 Self Checkout

1. On Verifone C18 Self Checkout and in Cashier Mode, Trigger Pull Failure overlay message was not displayed. The message now displays.
2. On Verifone C18 Self Checkout, after the cashier was called by the customer for an age restricted item and when the cashier logged into Cashier Mode, the Age restricted item category screen was not displayed for the cashier or the system will block access to the CSR Functions. These issues were corrected.
3. On Verifone Self Checkout and in Cashier Mode, when entering data for ID Check items and pressing OK, cancelling PIN pad session message overlay was displayed. The cancelling PIN pad session message overlay should not be displayed for providing data to ID check.
4. On C18 Self Check Out, the Screen Configuration was not backed up and restored after an Auto Upgrade. it will now be backed up and restored after an Auto Upgrade.
5. On Verifone C18 Self Checkout, the Cashier, Register, and Drawer details were printed in receipt footer for declined EMV transactions. These details are no longer printed.
6. On Verifone C18 Self Checkout, Exit (X) icon on the Express Panel was enabled and functional when the ID Check prompt was present. The Exit (X) icon will now be disabled at the ID Check prompt.
7. On Verifone C18 Self Checkout, Numeric Keypad keys were grayed out after Inactivity Timer ended when there was no response to the ID Check prompt. Number keys will be enabled and allowed to key in any numbers.

Dispenser Card Readers

1. After the dispensers were at the idle screen, an initial EMV Initialization caused the Wayne ixPay dispensers to reboot. When they returned to the idle screens and a second EMV Initialization was performed, the dispensers worked as expected. This was corrected.
2. When a DCR card transaction was rejected by the host, the next mobile transaction failed. This was corrected.
3. After a DCR Initialization, the Gilbarco M5 and M7 DCRs displayed "Loading Secure Prompts" in an endless loop.
4. In some cases, fuel and DCRs were out of sync if a prepay was in progress and there was an EMV Initialization at the same time. This was corrected and now the prepay will complete first before the EMV Initialization starts.

5. The DCR was allowing two retries for the customer when an invalid membership ID was used. However, the message "Invalid POP member ID. Please Re-try" was displayed on the third attempt too. The Member ID accepted or rejected message was not displayed to customer, but the POP Member ID discount was applied and details were printed on the receipt. A message has been added that notifies the customer that maximum retry limit was reached/exceeded after third invalid attempt of membership ID.
6. When a chip card was inserted in the DCR following a loyalty card mag-stripe read and before the CRIND displayed the "PAY HERE Y/N?" prompt, it appeared that there was an attempt to read the chip card, but then it failed and then the DCR displayed "Please See Cashier". The transaction proceeds as normal operation.
7. The following Commercial Fleet issues were corrected:
 - Gilbarco M7 10" DCR displayed as "Enter License Number." This was changed to "Enter License Plate Number."
 - Store and Forward transactions were not printing prompts. The prompts will now print on the receipts.
 - If authorization amount was greater than Stand-In limit, the transaction failed. The lower of the two amounts will now be used as the authorization amount.
 - After prepaying for fuel inside with an EMV card and then completing the sale outside, the final receipt printed at the pump had a signature line on the bottom. The signature line is now removed.
 - If the transaction had only merchandise and no fuel, the DCR was not displaying "See Cashier." It went back to the idle screen. The DCR now displays "See Cashier."
 - Duplicate records displayed in the Receipt Reprint Transaction List when more than one transaction has the same Transaction Time value. This was corrected.
 - When the cashier entered amounts for purchase or refund, only asterisks displayed. Amounts are now displayed.
 - Commercial transactions were not deleted after a Period Close. They are now deleted.
 - "Enter Vehicle Number was displayed instead of "Enter License Number" on the DCR. This was corrected.
8. After tapping on the contactless reader, the DCR returned to the idle screen without completing the transaction even though it sent EMV contactless data. The DCR will now complete the transaction.
9. When a chip card was inserted in the card reader following a loyalty card mag-stripe read and before the DCR displayed the "PAY HERE Y/N?" screen, it appeared there was an attempt to read the chip card, but then it failed and displayed "Please See Cashier". The transaction will now complete.
10. When canceling chip card transactions at the PIN Prompt Screen, the DCR displayed "Transaction Declined" instead of "Transaction Canceled". When canceling MSR transactions at the PIN Prompt Screen, the DCR displayed "Transaction Canceled", but then 2-3 seconds after, it displayed "Required Input was not entered" instead of going to idle screen. These transactions will now display the correct messages.
11. The Gilbarco M7 DCR locked up with the "Remove Card" prompt until it timed out. The DCR will no longer lock up.

12. DCR soft keys were not shaded in boxes and it made the customer unaware to press the button. The DCR soft keys are now shaded.
13. DCR transaction Receipt was not printing after fueling when the POS lost communication with the EPS. The receipt will now print when the POS to EPS is offline.

EPS System

1. Dealer Information was not sent in the POS Configuration Update, because it was not saved after the Auto Upgrade. It is now saved.
2. WEX DCR prompt for data was not updated after an Auto Upgrade from an older base. Prompt for data is now updated.

Loyalty

1. When there was an invalid manual entry for loyalty, the customer had to press the cancel button several times to exit the loyalty prompt. This was corrected.
2. With multiple loyalty programs configured, the second loyalty card was failing after swiping the payment card and the first loyalty card. The second loyalty card no longer fails.
3. There was a Ticket Level Discount mismatch in the Loyalty Approval Report. Ticket Level Discount values will now be updated correctly as per the transactions.
4. At the loyalty card swipe prompt and if the user swiped an invalid loyalty card, the card swipe prompt on the PIN pad was displayed indefinitely.
5. Swipe Loyalty card prompt was not displayed if there was a card read error. Swipe Loyalty card prompt now displays.
6. There were frequent "EPS IS BUSY" messages following the prompt to swipe loyalty card giving the impression of a PIN pad lockup. This was corrected.

POS System

1. Journal Browser drop down menu was not filtering when asked to sort. The Journal Browser is now filtering the sort request.
2. Fuel Grade Sales Volume Total was incorrect in the T-Log when there was a Manual Fuel Department Refund. This was corrected.
3. There was an issue with the CDM Agent that was causing dispensers to go offline a few times during the day. These issues were corrected.
4. When inputting values the EMV Configuration at Payment Controller > EPS Configuration > EPS Global Configuration, the screen input keyboard did not display on the POS. The screen input keyboard now displays.
5. When the cashier scanned a merchandise item with age verification followed with fuel to the transaction, and then added another merchandise item with age verification, it failed and displayed "Customer Cannot Purchase This Item E1141: Purch. Not Allowed". The second age verification item can now be added without failure.

6. An incorrect Workstation ID for Car Wash was sent in the Card Service Request from the Commander. the correct Workstation ID is now sent.
7. The following POS issues were corrected:
 - Invalid department error message on accessing Gift Card Activation functional Key.
 - Gift card activation overlay was not dismissing after activating the card.
 - Unable to activate Gift Cards.
 - All Fields and labels were not displayed in Spanish on the Touch Screen Configuration page.

Reports

The POP Discount Definition Report and the POP Discount Program Report totals were incorrect when they included multi-grade or multiple product transactions. The totals are now correct.

Sales

1. POP Discount Stacking on a single or multiple multi grade fuel item line when item based, payment based, membership based, or POP Discount stacked on same prepay or post pay fuel Indoor and outdoor, it was not working. It is now working correctly.
2. Total Sales value under Combo Deals was missing the second decimal value and the Mix & Match Deals section Total Sales value was not rounded properly. The totals in the Deal report now display correctly.
3. Cashier was unable to approve the fuel transaction using detailed view on utility panel. The fuel detailed view prompt now displays and the cashier is able to approve the dispenser.

New In Previous Release: 1.15.24

ENHANCEMENTS

Verifone C18 Self Checkout

1. Swipe Ahead will now be disabled when the Verifone C18 is in Self Checkout Mode and enabled in Cashier Mode. Also, the “Pay Now” button has been renamed to “Checkout.”
2. Verifone C18 Self Checkout performance has been improved when retrieving images from the Commander.
3. Age restricted items are now supported on Verifone C18 Self Checkout. If an item is flagged for age restriction, the Verifone C18 Self Checkout will display “Age Restricted Item. You can call the cashier or get the receipt and finish with a cashier at the counter.” Below the message, the buttons “Pay at Counter” and “Call Cashier” are displayed below the message.

4. The Verifone C18 Self Checkout “?” Help icon has been changed to “Help” in the upper right-hand corner of the screen.
5. Whenever the customer clicks Call Cashier on the Verifone C18 Self Checkout, the event will be journaled.
6. On Verifone C18 Self Checkout, when the customer answered Yes to the Reward Customer prompt, selected Alt ID option and then entered the Loyalty PAN number on the PIN pad, an error message was not displayed. Manual entry of the Loyalty PAN number is not allowed. An error message will now display.

Dispenser Card Readers

1. Wayne 5" DCR screen text now has a bold font.
2. Bennett and Invenco DCRs display sizes are now supported. DCR Position Parameters have been updated in Verifone Configuration Client for display size options.
3. The user now has the ability to log into Verifone Configuration Client > Forecourt > DCR Configuration and change DCR Position. Also, various RFID Modes such as Contactless, Contactless MSD, and Contactless EMV can be configured.
4. NFC Mode will default to MSD contactless for sites previously having RFID enabled set to true regardless of the EMV enabled.

EPS System

1. On Automated Fuel Dispenser EMV Contactless transactions, No CVM will be supported on all MasterCard AIDs for transactions above the CVM Limit.
2. In Core EPS, if there is a card table match with a FEP that is disabled, the card will be declined.
3. Sites can now configure their active loyalty programs to support Apple Pay VAS (Value Added Services) for loyalty entry. Customers can take advantage of the site's loyalty programs when paying with an Apple Pay device that has been configured with loyalty passes. Also, the site can send configured Loyalty program Pass IDs to the Apple Pay enabled PIN Pad. This will allow the PIN pad to accept loyalty entered via the customer's mobile wallet. This benefits the customer of not having to carry separate loyalty cards or enter Alternate IDs to access their loyalty awards.
4. The system was generating inconsistent messages when an EMV card was inserted at a DCR that contained soft keys for Debit or Credit on the DCR screen. The customer was selecting one option and then doing something else. The transaction flows have been enhanced to eliminate the inconsistent messages sent to the host.
5. Apple VAS (Value Added Services) will now have Spanish translation support.
6. The payment system has been optimized to process the Day Close when a site has a large number of fueling positions so that they can operate business as usual.

Loyalty

When the loyalty host sends a message, the system displays them sequentially. Now, they will be displayed at the same time if the target device of these messages are different so that the wait time is limited.

POS System

The application performance speed has been enhanced.

Proprietary Fleet

1. For Proprietary Fleet cards, the authorization will allow decimal amounts instead of whole dollar amounts.
2. For Proprietary Fleet cards, the reference number will now be sent by the EPS to POS in the IFSF response.

Sales

1. The ID Check Required prompt has been changed to "Must be born on or before MM/DD/YY."
2. The Cashier Login ID can now be changed to an Employee Number by enabling it at Verifone Configuration Client > Store Operations > Sales Configuration > Sales Parameters > Employee Number Login. The feature does not allow duplicates. If attempted, a message "Employee number already used: [1234]" displays.

RESOLUTIONS

Verifone C18 Self Checkout

1. After the customer added items on Verifone C18 Self Checkout and then pressed Pay Now, the transaction would get stuck at Select Payment Method screen until the Session Time out. The Verifone C18 Self Checkout will now continue and complete the transaction.
2. When selecting any items from the lookup screen or hot item screen, the Verifone Self Checkout gave a beep sound and the item was not added to the sale. Items will now be added to the sale.
3. If two users have the same security level on Verifone C18 Self Checkout, the previous user was logged in the journal instead of the current one when helping a customer using cashier override. The correct user is now logged in the journal.
4. If a user entered a "CSR Func" menu and then exited, only the exit was logged. The Enter entry is now logged.
5. If a transaction was suspended by a cashier who did not open the Verifone Self Checkout, the suspended transaction was recorded in the log for the cashier who opened it. The correct cashier will now be recorded in the log.

6. After pressing MOP on Verifone C18 Self Checkout, the PIN pad was not moving from the loyalty screen to swipe ahead if there was no loyalty selection. Also, the Print Receipt was not displayed upon completion. The PIN pad will now move to swipe ahead and Print Receipt will be displayed.
7. The current receipt footer has till, drawer, and cashier numbers. These are not relevant for Verifone Self Checkout. They were removed. Also, the last digit was missing on the Transaction ID. The last digit is now included.
8. Verifone C18 Self Checkout screen locked up after clicking on the Checkout button after an automatic void sale. The Verifone C18 Self Checkout screen no longer locks up.
9. On the Verifone C18 Self Checkout Reprint panel, the fuel amount was displayed incorrectly when a fuel tax was added to the sale along with a POP Discount. The fuel amount will now display correctly.
10. When the customer selected Credit, Cancel and then Help, the message “Cashier will help you shortly” appeared followed by the message “CREDIT failure” on top until the POS is rebooted. The “Credit Failure” message will now stay hidden and the current message will remain.
11. When composite Items received a loyalty discount, the discount amount was misaligned on the receipt panel causing confusion to the cashier due to the amounts on the far right not adding up. The discount information line will now be in alignment on the receipt panel as it is printed on the receipt.
12. After entering items and pressing “Checkout”, the application was not exiting Cashier Mode. The application will now exit from Cashier Mode.
13. The following messages were missing from the POS:
 - Card already in use
 - Attendant not active
 - Unable to store Attendant informationThese messages were added.

Verifone Configuration Client

1. In Verifone Configuration Client, the message displayed OTP (One-Time Password) was generated but it did not display on the Commander. The message will not display if the OTP is not generated on the Commander.
2. Item Selection values for Function Type were not displayed correctly at Verifone Configuration Client > Touch screen > Panel Configuration > Click on Add button and then choose any key choose Type as Function. Item selection values for Function Type will now load properly.

Dispenser Card Readers

1. At the Wayne DCRs, Hybrid loyalty cards were not being processed for loyalty rewards. They are now processed.
2. Commercial Fleet transactions were not prompting correctly. They now prompt correctly.

3. After prepaying for Commercial Fleet fuel transaction inside with a Mastercard EMV card and completing the sale outside, the final receipt printed at the DCR had a signature line on the bottom. The signature line will not print on the DCR receipt.
4. When performing a Commercial Fleet transaction at the DCR, the display prompts "Enter Data." The DCR will now prompt "Enter Vehicle Number."
5. Fuel Only Fleet cards were prompting for car wash. These card are now restricted to fuel only.
6. There were intermittent clamping issues observed in Wayne DCRs. These issues were corrected.
7. When a Wayne iX Pay 1 DCR did not fully clamp the EMV card as expected, it allowed the customer to remove card (quick swipe) and caused flow issues. The system will now detect quick swipe when the customer removes the chip card during the "Please Do not remove card" prompt. The DCR will display a warning message "Please Read! Your card has a security chip, Do not remove until prompted, Wait to reinsert" and it will also prompt for "Please Remove Card" with beeper sound if card is detected in the Reader while warning message is displayed.
8. For MSD Contactless transactions, the DCR reader made an audible beep but the idle screen remained. The transaction will now proceed.
9. When the MSD configuration was sent as part of the DCR Initialization, the reader did not apply the configuration sent in the first attempt. This will now be applied.
10. When the POS terminals were shutdown when the site closed and then powered up in the morning, the POS locked up with the "Starting up, Please Wait" message. This was caused by the DCRs in a looping state. The POS will now launch successfully and the login page will display.
11. A card was clamped and the customer was unable to remove if they inserted the card during the reward program's "Pay Now" screen without selecting any options. The customer will be able to remove the card.
12. The POS ticket window and receipt widget displayed incorrect amounts for the subitems after the discounts were applied. The POS ticket window and receipt widget will now display the correct amounts.

EPS System

1. Previously, Product restriction Prompt was not displayed in Fleet card transactions. It was causing prepay transactions not to complete. This was corrected.
2. An error occurred when processing Proprietary Fleet card transactions, because the Clerk ID was missing. The Proprietary Fleet card transactions will now process correctly without errors.
3. MasterCard Fleet was not prompting with the matched track data instead of preferring Track 2 data. The system will now prompt with the matched track data.
4. After an EMV PDL was performed, the outside EMV became disabled. Outside EMV now remains enabled after EMV PDL.

5. When AUX network transactions failed, they were not sent back to the POS for handling, but instead the VIPER was returning a declined message resulting in a failure/inability to handle as an AUX network transaction. The AUX network transactions will now be sent back to the POS for handling.
6. RCI scheduler stopped checking in to the host hourly. RCI scheduler now checks in.
7. When Authorization on Total and Loyalty were enabled, EBT swipe ahead transaction was performed, "No" was pressed at the Rewards Y/N prompt, and then Total with Credit MOP were pressed, it resulted in an "Invalid PIN Block" error message. The error message will no longer display.
8. The PIN pad was displaying declined messages for approved transactions. This was an intermittent issue during the first few transactions after an Auto Upgrade. The messages will no longer display as declined.
9. WEX outside transactions were not prompting for data. They now prompt for data.
10. The EPS processed Contactless ICC cards even though the EMV Configuration was set to Contact after an Auto Upgrade. The PMC will now process cards as Contact if configured after an Auto Upgrade.

Loyalty

1. When the loyalty card was scanned followed by the Total key, and then Credit key, the transactions resulted in a Partial Failure. The loyalty transaction will now complete successfully.
2. Ticket Total displayed under Loyalty Programs in the Line Item Discount Detail Report was not calculated correctly, but the Ticket Total displayed under Summary Discounts for all Loyalty Hosts was calculated correctly. Ticket Total displayed under Loyalty Programs in the Line Item Discount Detail Report is now calculating correctly.
3. When an optional discount was declined, the system tried to send a Cancel Redemption Message to the loyalty host. It waited 15 seconds for a response. The system no longer waits for a response.
4. When purchasing an invalid product using a Credit EMV card, the PIN pad cycled between processing and waiting on cashier. The PIN pad did not advance to the Loyalty I'm Done screen. The transaction will now continue to the Loyalty I'm Done screen.
5. Loyalty was not processed for a hybrid card for which entries were created in Verifone Configuration Client > Loyalty Card Type Configuration. It will now process.
6. The Loyalty PPU Totals by Grade Report was double counting the Count and Volume. This report was including both entries for patron and VCMG in the counts and counting the volume twice. the counts are now correct.

Mobile

1. In a Mobile loyalty transaction, the Loyalty Reward ID was zero for the POS ticket discount items. This was happening only when the system was using Verifone EPS as secondary

EPS. Mobile will now pass Loyalty Reward ID whether loyalty discount is delivered from secondary EPS or primary.

2. During an outdoor mobile transaction, car wash was not prompted. It is now prompted in the transaction.

POS System

1. The Topaz was not displaying the fuel prices at CSR Func > Fuel Manager Menu > Fuel Price Configuration > Product > Prices. The Topaz now displays the fuel prices.
2. On the Receipt Preview List, occasionally, the user was unable to preview the second page of transactions or if the user was able to view and selected a transaction, the previous page of transactions were removed. The user is now able to preview the second page and the previous page will remain when a transaction is selected from the second page.
3. On the POS, the cashier was not logged out on inactivity timeout and it caused the POS to lock up. The cashier will now be logged out when the inactivity timeout timer expires.
4. During a refund transaction, the year "YY" was displayed on the next line in the "Enter Original Transaction Date MM/DD/YY" overlay. The MM/DD/YY will now fit onto a single line.

Sales

1. M400 PIN pads were intermittently not displaying line items. It required a POS reboot before the line items were correctly displayed on the M400. The line items are now displayed without having to do a POS reboot.
2. Transactions were declined at the site where a transaction containing an item with fees was voided. Transactions are no longer declined if a transaction containing an item with fees is voided.
3. The POS locked up after pressing "OK" on the Safe Drop overlay for a zero amount. The safe drop input overlay will now stay until a valid input is provided and then complete the transaction.
4. On Commercial Fleet transactions, advanced options filters were not working after selecting transaction from preview list. These advanced options filters are now working correctly.
5. On Commercial Fleet transactions, there was a prepay quantity limit rounding error in the T-Log. The transaction now rounds correctly.
6. On Commercial Fleet transactions, there was a host based discount issue with postpay mobile transactions. The host based discount issue was corrected.
7. At Item Level Loyalty Discount, the POS was adding the taxes for EBT Food Stamp in the amount to be paid with the second MOP for Non-Food Stamp items. The transaction went through for both EBT Food Stamp and second MOP, but the taxes were charged. Taxes will not be charged.
8. At Item Level Loyalty Discount, the POS was adding the taxes for EBT Food Stamp in the amount to be paid with the second MOP for Non-Food Stamp items. The transaction went through for both EBT Food Stamp and second MOP, but the taxes were charged. Taxes will not be charged.

9. With Authorization on Total disabled, the sale was declined when the customer selected “No” at the Reward Customer Y/N prompt both inside and outside. The sale will not be canceled when declining Rewards.
10. On the POS User Panel, Parked menu panel was not swiping on the sales screen and on the utility panel, the fuel button touch actions were not working. The Parked menu and fuel buttons are now working correctly.
11. When an item is present in multiple combos and then adding it to a sales ticket, there was a noticeable delay for the item addition. Now, the item will get added immediately without delay.
12. If a Price Per Gallon discount and a line item discount and then fueling was completed, the Price Per Gallon discount was doubled when checking if the new discount could be applied. This could cause some valid discounts to be rejected. The Price Per Gallon discount will no longer be doubled.
13. Cashier was unable to approve the fuel transaction on Show Fuel panel. The fuel detailed view prompt now displays and the cashier is able to approve the pump using Approve or Restart button.
14. The following Commercial Fleet Card issues were corrected:
 - On the POS, the unit price and network code were not populating in Preauthorization T-Log during prepay with PLU and/or department including a POP discount transaction
 - DCR receipt alignment issues for outdoor transactions
 - Enabling commercial setting at dispenser also enabled multi-grade prompting
 - Cashier Verify Signature was not allowing cashier to answer prompt when prompting for zero dollar sale
 - Gilbarco secure prompt LICN displayed Enter License Number instead of License Plate Number
 - No refund was received when clicking the “Help” button in case of prepay underrun
 - Display Prompts alignment and timeout were out of order
15. When POS Configuration > Multiple Loyalty Discounts in Same Transaction was disabled and the customer swiped an invalid card, the customer Rewards prompt displayed more than once in some transactions. The prompt will now only display one time.
16. The POS locked up while performing Till operations if the “Maximum Till Transaction Amount” value was set to “0.00”. The POS no longer locks up.
17. On Commercial Fleet card transactions, the prompt data was not printed on the receipts. The prompt data will now print on the receipts.
18. On Commercial Fleet card transactions, the outside AID standin limits were not restored after an Auto Upgrade. They are now restored.
19. The system was automatically selecting the “Unused” fuel product code for outdoor and prepay fuel transactions. The system will now select the correct configured fuel product.

New In Previous Release: 1.15.17

ENHANCEMENTS

Verifone C18 Self Checkout

1. Verifone Self Checkout is now supported on the C18 POS.
2. Menu items can be added from configured Expanded, Multi-Select, Ruby, or Parked menus for Verifone C18 Self Checkout.
3. Configured MOP buttons can be chosen by the customer when they press “Pay Now” on the order screen for Verifone C18 Self Checkout.
4. Support has been added for Menu Chain and Order Menu on Verifone C18 Self Checkout.
5. The customer will be directed to use payment terminal to complete transaction on Verifone C18 Self Checkout.
6. Verifone C18 Self Checkout item buttons now display prices on the screen if “Display Lookup Item prices” are set on Verifone Self Checkout global configuration.
7. Cashiers can now access express panel via Employee Functions when transaction is in progress so that they can help customer to complete their transaction on Verifone C18 Self Checkout.
8. Customer can ask for help at anytime during the transaction on Verifone C18 Self Checkout.
9. Only Network MOPs are allowed to be configured for Verifone C18 Self Checkout.
10. Support has been added to Verifone Configuration Client for assigning images to Menu Items in Menu Key Configuration.
11. The Verifone Self Checkout application will now go back to the welcome screen if there is no interaction from the customer and there is no item in the ticket.
12. The C18 screen saver will be disabled when the Verifone Self Checkout is in operation.
13. Images are now allowed to be assigned to Menu items in Menu Key Configuration on Verifone C18 Self Checkout.
14. Quantity is now displayed on the item line in Cashier Mode on Verifone C18 Self Checkout.

Verifone Configuration Client

1. The POS buttons on the Verifone Configuration Client menu and Status Bar have been scaled up.
2. OS display name has been changed from “Python OS” to “POS OS” under Verifone Configuration Client > Help > About.

Dispenser Card Readers

1. The display font on Wayne 5-inch DCR screens has been changed from standard weight Arial font to Tahoma Bold.
2. The Commander now has the ability to sell multiple grades of fuel in a single DCR or prepay transaction.
3. A periodic beeper will now sound when the prompt to remove card is displayed on Wayne DCRs.

EPS System

1. "Chip read failure" message will now be displayed to cashier for a outdoor fallback declined transaction.
2. The site can now see the current status of the EMV configurations for each of the ViperPAY or EVPAY PIN pads and to ensure they are successfully configured.
3. Apple VAS (Value Added Service) RFID transactions are now supported with the Engage PIN pad software in core VIPER.

NOTE: Currently, VIPER does not support payment RFID transactions when EMV contactless is enabled.

4. The EPS will now indicate it has received the loyalty RFID read from ApplePay VAS so that the PIN pad can proceed with the transaction.
5. The EMV Chip card prepay transaction will complete even if there is no response from the PIN pad for card removal.
6. For sites accepting EMV contactless transactions, the EPS now supports PIN Bypass for Contactless EMV transactions that have the Online PIN as the CVM.
7. When accepting Visa and Mastercard Fleet cards, the EPS will manage fleet prompting and product restrictions consistently and accurately based on the fleet specifications.
8. The prompt text "Enter Vehicle #" was changed to "Enter Vehicle Number" for Fleet card prompting.
9. Table downloads can now be performed at a specified time and are not affected by any other table updates in Update Manager.
10. Support for contactless transactions will continue at the dispenser using Mag-Stripe data when EMV contactless is not enabled, so that the site can accept contactless transactions with "EMV Contact only" enabled AFD terminal.

Food Service

Delivery Fees and Tips has been added to Food Service Mobile Ordering.

HPS FEP

1. The Dial Up Communication Channel functionality has been removed from the application.
2. WEX EMV Tag 57 is now supported.

Loyalty

The site is now able to control what loyalty programs display inside, outside, or both. This enhancement is configurable for each PCATS FEP at Verifone Configuration Client > Payment Controller > EPS Configuration.

Mobile

Transaction Date and Time will now be added to the Mobile Terminal Batch Detail Report.

POS System

1. The Integrated Customer Display is now supported on the C18.
2. The button and copy size on the Main Menu will be the same as Function Menu so that user interface is consistent throughout the application.
3. The user of the Petro Suite Installer (PSI) will now always have the ability to format the Hard Drive (HDD) even when it is found to be marked as in-use but not formatted.
4. The system performance was improved when the user presses the Total and MOP keys back-to-back on the PIN pad in a loyalty transaction. This eliminates the need for the cashier to press the MOP again.
5. "EPS PINPAD with Driver License/Membership" option has been added for Ruby2 and Topaz. With this configuration, POS sends a deactivate at the end of the transaction and will not enable it until the POS explicitly initiates loyalty or payment. The additional advantage is line item display will be available on the PINPAD even when a loyalty ALT ID is used.

Reports

House Sub Account transactions are now listed in the Reports.

Sales

1. The Signature Capture Feature has been enabled on the POS. When performing a signature capture transaction, the PIN pad displays "Enter signature and Press OK", and then additional verification prompt is displayed on the POS screen.
2. When the cashier moves the virtual numeric keypad to a desired area on the screen, the keypad location will be saved for the next login or returning back to sales from the main menu.
3. The sales POS user interface functions have been improved such as scrolling, fuel buttons, and sales screen tabs.
4. The color of the "PLU NOT FOUND" overlay message has been changed to red.
5. The C18 now has the ability to display the "Lane Closed" option when flipped to customer facing. The Close Lane option can be enabled in the Maintenance menu or Verifone Configuration Client > Store Operations.
6. Processing improvements have been made to the NAXML Deal transactions.

RESOLUTIONS

Verifone Configuration Client

1. Previously, default zero was being added to the Parked Menu list at Verifone Configuration Client > Store operations > Touch screen > Panel > Item panel. This was corrected.
2. Previously, when changing the screen name at Verifone Configuration Client > Store operations > Touch screen > Screen, both previous and new screen names displayed. This was corrected.
3. Previously, in Verifone Configuration Client, when Function was selected as Type, the menu listed PLU, Department, MOP, and Menu key. These are not functions. This was corrected.
4. Previously, the Save and Cancel options were not displayed when the user edited or updated the MOP and chose the OK button from the Included Items section in the Touch Screen Panel Configuration. This was corrected.
5. Previously, the Item Type was missing after adding a Menu under the Included Items section at Verifone Configuration Client > Store Operations > Touch Screen Configuration > Panel Configuration. This was corrected.
6. The following category issues have been corrected in Verifone Configuration Client:
 - Available PLU prompt was freezing on screen
 - Menu keys drop was not displaying the list of configured Menus
 - Category configuration page was freezing on clicking save button
 - Drop down was not displaying for type and display name on single click or touch
 - PIN pad was not displaying on reselecting the same type of item from Type drop down
 - Add Item button is not working after clicking on cancel button
 - Title of available PLU prompt was incorrect. Instead of Available PLU, it was displaying duplicate category as title
7. Previously, the POS was incorrectly displaying the application version and also, was unable to display Commander version. This was corrected.
8. Previously, when a user password had expired in Configuration Manager, it caused large T-Logs. This was corrected.
9. Previously, a user was unable to change the password in Configuration Manager. This was corrected.
10. Previously, in Verifone Configuration Client, status texts were not highlighted with appropriate colors in HelpDesk diagnostics. This was corrected.

Dispensers

The fuel system controller was interpreting '00' length for EMV tag (5F34) as value and sending it to the EPS. It will no longer send the tag to the EPS.

Dispenser Card Readers

1. Previously, a DE55 Tag Format error caused Host Denied at the DCR. This was corrected.
2. Previously, when the user exited the Maintenance Mode on the Wayne DCR, the screen locked up. This was corrected.
3. Previously, with EMV disabled at the DCR, the Mag-Stripe Reader was enabled during fueling. This was corrected.
4. Previously, Wayne ixPay DCR was unlocking card reader, but the DCR screen displayed “Do Not remove Card” until it timed out. This was corrected.
5. Previously, POP Membership was not validated for outdoor transaction when a card with single track was swiped as a membership card. This was corrected.
6. Previously, “Enter POP Code/ Member ID” was prompted at the DCR for an Unsuccessful Preauthorization transaction. This was corrected.
7. Previously, the Wayne 5-inch DCR screen was cutting off the right side entry. This was corrected.
8. Previously, the Commander fuel system was not waiting for the Bennett DCRs to apply the EMV Configuration. This was corrected.
9. Previously, the system was not auto-selecting application for US common debit cards if Enable Remote AID Selection was set to zero. It was causing duplicate AIDs. This was corrected.
10. Previously, the system was not sending AID to EPS when Enable Remote AID Selection was set to ‘1’. This was corrected.
11. At the DCR, the Preset amount was not being honored in a multi-grade transaction. The Preset amount is now honored.
12. On a Wayne DCR, the card would get stuck if it was inserted at the same time of a DCR initialization. The card remained clamped in the reader, but it was released after the DCR initialization was completed. The card will no longer get stuck.
13. DCR was not displaying any message after the card was tapped and before the transaction was approved. The DCR will now display that the transaction is processing.

EPS System

1. Previously, outdoor prepay was not working when EMV was disabled. This was corrected.
2. Previously, when the first network MOP was cancelled, the second network MOP was failing. This was corrected.
3. Previously, when logging into Verifone Configuration Client, the user was unable to view the EPS Global Configuration page. This was corrected.
4. Previously, during the software installation, the Service ID was entered and displayed in the Service Console, but the Base FID Table did not update after EZ-Receipt was enabled. This was corrected.

5. Previously, when the Reward Customer Y/N prompt was sent to the cashier, there was no follow-up message to the cashier for the customer to take action on the PIN pad. This was corrected.
6. Previously, the POS displayed “EMV CONFIGURATION IN PROGRESS” even though EMV was disabled inside. This was corrected.
7. Previously, when the user swipes the payment card on the PIN pad after selecting No for Reward Customer Y/N and before the MOP press, PLEASE WAIT message displayed on the PIN pad and became unresponsive. This was corrected.
8. Previously, outdoor prepay was not working when EMV was disabled. This was corrected.
9. Previously, when the Parameter Download was delayed, it caused the system time to be three hours or more into the past. This was corrected.
10. Previously, the user was unable to access the EPS Global Configuration page. This was corrected.
11. Previously, Product restriction Prompt was not displayed in Fleet card transactions. This was corrected.
12. Previously during the EMV Initialization, the system was sending Tag 9F66 for Mastercard AIDs. This was corrected.
13. Previously, “Waiting For Cashier” was not displayed on PIN pad for Pay Inside sale and Swipe Ahead sale with Auth on Total enabled. This was corrected.
14. Previously, Cashback was not allowed with Debit EMV and Cashback enabled on a prepay transaction. This was corrected.
15. Previously, non-primary FEP cards such as InComm that require swipe, but the system was prompting for insert. This was corrected.
16. Previously, the EPS was not requesting Tag 9F33 when marked as an “Input Output” tag type. This was corrected.
17. Previously, the Force Debit payment option at the DCR was not working correctly. This was corrected.
18. Previously, Credit was incorrectly processed in Time-out Reversal when the completion was routed as Debit. This was corrected.
19. Mastercard Fleet and Visa Fleet Mag-Stripe transactions were getting declined. These card transactions are no longer declined.
20. Job ID displayed instead of Job Number for outside local and hybrid loyalty prompting. The Job Number prompt now displays.

Food Service

Previously, an error occurred when processing Mobile Food Orders if the tax line had a zero dollar amount. This was corrected.

InComm

1. Previously, when trying to activate an InComm card, the POS prompted for the customer to swipe card, but after a few seconds, the transaction disappeared from the screen. This was corrected.
2. The refund process to deactivate an InComm card was not working as the “Swipe to Deactivate” prompt was not displayed on the PIN pad. The Refund process to deactivate an InComm card is now working correctly by displaying “Swipe to Deactivate” prompt on the PIN pad.

Loyalty

1. Previously, when loyalty messages were displayed on the POS and PIN pad and then disappeared after three seconds, the cashier thought the system was locked up. This was corrected.
2. Previously, a hybrid loyalty card was authorizing payment but not processing the loyalty. This was corrected.
3. Previously, Loyalty Reports displayed double amounts after the transaction transitioned out of Store and Forward. This was corrected.
4. Previously, when using payment card with mag-stripe in a loyalty transaction, the PIN pad was returning back to the tender screen. This was corrected.
5. PPU discounts were applied to the grades, but the Loyalty PPU Transaction Detail Report printed no data. Loyalty PPU Transaction Detail Report now prints the correct data.
6. The Terminal Batch Loyalty Detail Report was reporting the incorrect account numbers on some multiple loyalty transactions. It now reports the correct account numbers.
7. Alternate ID Loyalty was discarding Hybrid VCMG inside and outside. The Hybrid VCMG will now be included.
8. Loyalty and Payment in the transaction unexpectedly failed after fueling. The transaction will now complete successfully.
9. When attempting to use a loyalty provider, the site could not connect after configuring the loyalty for TLS. Additional Entrust and DigiTrust certificates were added so that the site can now connect to the loyalty provider.
10. When the loyalty host applied a discount on an order menu item, the POS did not send individual sub-items to the EPS and loyalty host. There was only one sale item with the parent item and the summary net amount of the composite item. This caused negative tax amounts and/or unit price issues. POS now sends the individual sub-items to the EPS and loyalty host.
11. When the loyalty card was scanned followed by the Total key, and then Credit key, the transactions resulted in a Partial Failure. The loyalty transaction will now complete successfully.

POS System

1. Previously, random useless characters were shown on the customer pole display. This was corrected.
2. Previously, on C18, when saving any EPS Network Report, the prompt "Please connect exactly 1 USB device" was not displayed. This was corrected.
3. Previously, the user was unable to save EPS Network Reports to a USB flash drive. This was corrected.
4. Previously, when the Auto Upgrade was performed, the POS displayed "Application Installation (Stage3) Completed With Errors". This was corrected.
5. Previously, the text "EPS PINPAD with driver license Swipe" was displayed incorrectly at Device Configuration > PIN pad Configuration. This was corrected and now it displays as "EPS PINPAD with driver license/membership".
6. Previously, the user was unable to perform USB Auto Upgrade and unable to save EPS Network Reports to the USB. This was corrected.
7. Previously, the browser logs were only keeping the most recent history. This was corrected.
8. Previously, the text was incorrectly aligned on the "Have you printed Single File Dump Report?" at Network Menu > EPS Secure Network Manager functions > Click on Delete Single File Dump overlay message. This was corrected.
9. Previously, the T-Log had the incorrect date and causing import issues. This was corrected.
10. Previously, the user was unable to delete items from the Touch Screen item panel. This was corrected.
11. Previously, the user was unable to cancel the "Tender Amount Required" numeric overlay. This was corrected.
12. Previously, the consecutive message overlays were not displayed at the center of the screen after an invalid overlay for invalid user name and password was displayed. This was corrected.
13. Previously, line items were not displayed on the PIN pad after adding PLUs, but instead they were displayed briefly at the end of the transaction after the payment. This was corrected.
14. Previously, the Period Sequence Number was missing from the current POS Journal when pulled directly from Commander. This was corrected.
15. Previously, the PIN pad card reader remained enabled to swipe cards even though the POS was not in Sales mode. This was corrected.
16. Previously, the Auto Upgrade instructions for Topaz-310 were displayed in the "After you finish" section instead of being within the "Before you Begin" section. This was corrected.
17. Previously, in the receipt preview window, when an IN-HOUSE MOP sale was performed, the apostrophe in "BUYER'S" was converted to a character. This was corrected.
18. Previously, when the EPS was sending 9F53 tag value as part of EMV Configuration, the FCC was not sending the same to the terminal. This was corrected.
19. Previously, after Commander software installation, "Call HD K-01" remained on the alarm line on the Commander display. This was corrected.

20. Previously, the system would sometimes get stuck on “Auto Upgrade in Progress.” This was corrected.
21. Previously, Topaz Screen was stuck at “Initializing Sales” stage during the manual installation. This was corrected.
22. Previously, the sub house account number was always the same for each customer house account transaction. The repeated number was the number of the first house account entered into the system. This was corrected.
23. Petro Suite Installer (PSI) failed to load Base 53 software on Commander or RubyCi running factory 1.04.00 OS image. The Base 53 Petro Suite Installer (PSI) program (Petro_Suite_Installer.jar) now responds correctly when the “Minimum OS Version” field is not available from the device as occurs with older OS versions such as 1.04.xx and 1.05.xx. Prior bases are not affected.
24. POS was not sending certain Wayne dispenser information such as firmware and OS versions and model as part of the Site Asset Data to EPS. The information is now sent.
25. The user was unable to start pending forced auto upgrade remotely. The Auto Upgrade will now start remotely.
26. The Topaz was not displaying the fuel prices at CSR Func > Fuel Manager Menu > Fuel Price Configuration > Product > Prices. The Topaz now displays the fuel prices.
27. On the Receipt Preview List, occasionally, the user was unable to preview the second page of transactions or if the user was able to view and selected a transaction, the previous page of transactions were removed. The user is now able to preview the second page and the previous page will remain when a transaction is selected from the second page.
28. The following POS issues were corrected:
 - POS displayed the Main Menu instead of the Sales screen after canceling the Charity prompt.
 - When importing the last screen configuration via Verifone SMS, both Verifone SMS and Verifone Configuration Client were unable to recover. The Commander had to be reinstalled.
 - When pressing the Clear button on entered data, it was not being cleared if the Numeric Keypad was in Built-In mode.
 - After turning off the Utility panel, the user interface did not return to the full screen.
 - The resize icon was inconsistently disabled for all type of Screen configurations.
29. Previously, a transaction that included quantity was not displayed in the Transaction Manager. This was corrected.

Reports

1. Previously, various sales reports were updated incorrectly when more than 50 combos were in a single transaction. This was corrected.
2. Previously, when a transaction was paid using two or more network payments, the Network Card Report was not updated correctly. This was corrected.

Sales

1. Previously, the numeric keypad was hidden for the movable option and grayed out for built-in option upon bringing up context sensitive menu. This was corrected.
2. Previously, when POP Membership was configured and a fuel item was added to the transaction, the Fuel Reward prompt was not displayed. This was corrected.
3. Previously, after swiping for ID Check, the PIN pad still displayed "Swipe Driver's License" message. This was corrected.
4. Previously, after swiping a POP Membership card on the PIN pad, the POS still displayed the prompt to enter the Member ID. This was corrected.
5. Previously, the closing window icon was missing for Show upgrade status message overlay. This was corrected.
6. Previously, when the user selected the "X" cross symbol for ID Check Required prompt with Manual Entry override and Skip options, the prompt to enter Birth date or Swipe/Scan displayed. This was corrected.
7. Previously, the POP Membership Card Swipe prompt was missing. This was corrected.
8. Previously, the POS was not displaying a prompt asking cashier to scan or swipe driver license when the transaction contained a restricted item. This was corrected.
9. Previously, the system locked up if the Sales overlay menu button was pressed twice. This was corrected.
10. Previously, line items added on the POS were not displayed on the PIN pad until the payment was received and the transaction ended. This was corrected.
11. Previously, the cashier was unable to cancel the tender amount required overlay and the numeric keypad buttons were grayed out after the overlay was dismissed. This was corrected.
12. Previously, the PIN pad was locking up when performing an error correct for a line item. This was corrected.
13. Previously, the POS was not clearing PIN pad line items at the end of each transaction. This was corrected.
14. The following sales issues were corrected:
 - There were no DCR transactions on a particular pump, but a DCR receipt reprint was requested.
 - There was a delay in opening cash drawer even if Cashier selected "NO" to Loyalty and Enter cash MOP to complete the transaction.
 - CASH MOP key press was required to close the transaction even if it was already paid.
15. Previously, when there was an item with a fee that was voided, the department total was incorrect for the item and the fee department. This was corrected.
16. Previously, an EMV declined transaction receipt printed a five-digit "DR#" number instead of a single digit. This was corrected.
17. Previously, there were some contactless reader transactions that did not contain the 9F02 tag. This was corrected.

18. Previously, parameters in the Sales Configuration were not honored on the POS. This was corrected.
19. Previously, there was a Loyalty swipe ahead issue which forced the customer to swipe the card twice for payment. This was corrected.
20. Previously, Swipe ahead was still enabled for the first transaction when the PIN pad was configured with Driver license/Membership swipe. This was corrected.
21. Previously, when repeating last item on POS, loyalty discount was duplicated. This was corrected.
22. Previously, when repeating last item on POS, car wash codes were duplicated. This was corrected.
23. Previously, the POS displayed “Decline” when lotto payout was completed. This was corrected.
24. PLU Transactions that included Mix & Match Discounts had negative Rebate taxes. They will now be positive.
25. The Commercial Fleet attribute was present in the authorization for non-commercial fleet transactions. The Commercial Fleet attribute will not be present in non-commercial fleet transactions.
26. Stacked due sale disappeared on the POS after three transactions. Stacked due sales will not disappear.

Verifone VISTA

1. Previously, the application displayed Loyalty Processing even after PIN Pad displayed Swipe Payment Card. This was corrected.
2. Previously, there was a Verifone VISTA read error when changing the setting in Verifone Configuration Client. This was corrected.
3. Previously, the user was unable to upload images that were less than one kilobyte. This was corrected.
4. Previously, Verifone VISTA was not closing the active websocket connection when session was ended by the Close Day or inactivity. This was corrected.

New In Previous Release: 1.15.03

NEW POS

Verifone C18 Workstation

The Verifone® C18 workstation is a high-performance, reliable, point-of-sale terminal that supports peripherals such as scanners, cash drawers, PIN pads, and an integrated customer

display. The Verifone C18, with the Verifone Commander™ Site Controller, supports payment network access, fueling dispenser control, car wash control, and fast food transactions. The Verifone C18 accepts and processes all payment options, including cash, checks, credit and debit cards, coupons, and various prepaid cards.

Some features of the Verifone C18 system may or may not be utilized by all versions of the software.

The Verifone C18 has a 18.5-inch color touchscreen with a 16:9 aspect ratio. The screen can be tilted up or down. The screen can be adjusted to a portrait or landscape position. The screen can also be flipped over to the customer side for self-service mode, where available. The screen includes a cashier facing camera. The Verifone C18 user interface employs industry-leading touch technology to enable effortless operation.

Online help is available to support the user and promote quick responses. The Verifone C18, including the touch screen, is configured through the Commander™ Configuration Manager.

The Verifone C18 operates in a single- or multiple-workstation environment. It uses the Verifone Commander as a controller for optimum speed and efficiency, a thermal receipt printer, and a thermal journal printer to track sales. An on-screen receipt allows easy viewing of current transactions.

In the absence of an intranet infrastructure, the Verifone C18 requires an Ethernet router or network switch to connect to the Verifone Commander to:

- Connect to peripherals, such as fuel dispensers, dispenser card readers (DCRs), and car wash controllers.
- Perform on-site maintenance operations such as backups, upgrades, restores, and reversions to previous software versions.
- Connect with the Verifone Technical Support Center for software downloads and diagnostics.
- Configure remotely using available Internet protocols, including a Web browser interface.

ENHANCEMENTS

Dispenser Card Readers

The System now enforces the quantity limit for the fuel product in outdoor transactions.

EPS System

1. Transaction timings have been improved.
2. EMV initialization will only occur if there is an actual change in the EMV Configuration.
3. The application was updated with the latest Contactless CVM limits to reflect the latest card brand recommendations.
4. Indoor Contactless EMV is now enabled by default.

Food Service

Loyalty companies include data for discounts on mobile food order tickets. This enhancement ensures discount information is correctly added to the ticket so the total amount due for items matches the total paid. The loyalty totals will be updated to show these discounts.

POS System

The system now supports up to 2,000 cashiers.

Verifone VISTA

On Verifone VISTA, the cashier or manager is now able to close the cashier session on the register at Other Functions.

RESOLUTIONS

Verifone Configuration Client

Previously, for a Commander EF installation, the Event Manager menu option was missing from Verifone Configuration Client > Tools. This was corrected.

Dispenser Card Readers

1. Previously, on Wayne iXPAY for a mag-stripe reader debit transaction, when a customer failed to enter the PIN and pressed the Enter button, the DCR response was sent as a success with an error message. This was corrected.
2. Previously, the Wayne DCR displayed "Printer out of Service" after it completed its overnight reboot. This was corrected.
3. Previously, the Gilbarco DCR beeper for card removal sounded continuously until the Commander was rebooted. This was corrected.
4. Previously, on Wayne DCR EMV and after Loyalty was completed, the EMV card was inserted late during the "PAY HERE Y/N?" prompt timed out and the card remained clamped. This was corrected.
5. Previously, DCR related log messages were missing the position information. This was corrected.
6. Previously, the Commander Log was becoming very large in the field. This was corrected.
7. Previously, on Wayne 5-inch displays, when the PIN was entered, the expected asterisks were not displayed. This was corrected.
8. Previously, DCR related log messages were missing the position information. This was corrected.
9. Previously, RFID transactions with partial data caused the DCR driver to stop functioning. EMV cards inserted into reader, after the driver stopped functioning, remained locked inside for the 100 second timeout. This was corrected.

10. Previously, Wayne iXPay2 with 3.1.201.xx firmware prevented DCR initializations and EMV transactions. This was corrected.
11. Previously, the Wayne DCR displayed “Printer out of Service” after it completed its overnight reboot. This was corrected.
12. Previously, Wayne DCR locked up while loading EMV data during EMV DCR initialization. This was corrected.
13. Previously, a DCR would lock up on the CRIND BIOS. This was corrected.

EPS System

1. Previously there were Timeout Reversals issues with the Original Transaction Amount from the Preauthorization, Original Additional FEP Response values, the VISA ACI for Authorization and Sale Timeout, and the Final Authorization Indicator not sent as zero. These were corrected.
2. Previously, when using a chip card on P400 for refund, the POS gave a Partial Failure. The cashier was never presented with the prompt to enter the STAN. This was corrected.
3. Previously, when the system failed to connect or communicate with primary, it switched to secondary and never switched back unless the secondary went down or until the commander was rebooted. This was corrected.
4. Previously, WEX and Voyager fleet card prompts were not performed before loyalty prompts. This was corrected.
5. Previously, the “Waiting for Cashier” message was not displayed on the PIN pad after processing the hybrid loyalty card first at Auth On Total prompt and before the Cashier could proceed with selecting credit MOP to send authorization message to primary payment host. This was corrected.
6. Previously, the VIPER initially allowed Cashback prompting, but then cancelled it during the transaction. This was corrected.
7. Previously, when performing Contactless transactions, the PIN was prompted within the card read instead of card payment. This was corrected.

HPS FEP

Previously, when there was a partial approval on a merchandise sale with debit fee and Cashback, the host approved the merchandise amount and not the Cashback amount, but the customer still received the full Cashback amount. This was corrected.

POS System

Previously, there was an external NTP Server time sync issue with the Commander. This was corrected.

Reports

Previously, the totals in the Department and PLU Reports were calculated based on the per-unit amount of the item after discount whereas the totals during runtime were generated based on discount applied on the final price of the item which would sometimes resulted in a difference between the actual sale total and the reports as the calculated amount was rounded off at different instances. This was corrected.

Verifone VISTA

On Verifone VISTA, after the upgrade. the uploaded images were not restored on the Image Upload Tab. This was corrected.

Installation Options

Supported POS Terminals
Verifone C18, Ruby2 and Topaz XL (410)

Installation Documentation

See the following documents when installing the Verifone Commander or RubyCi.

Verifone Commander

- Verifone Commander Implementation Guide
- Verifone Commander Hardware Installation Guide

Verifone RubyCi

- Verifone RubyCi Hardware Installation Guide
- Verifone RubyCi Implementation Guide

Verifone Commander or RubyCi

- Verifone Commander Software Installation Guide
- Verifone Commander Network Configuration Guide

Fuel Hardware Peripherals Supported

Verifone advises using the “Minimum Recommended Version” as shown in these sections. Also, check with the dispenser’s manufacturer if there is a newer recommended version.

Dispensers Supported

Gilbarco Dispensers		
Dispenser	Description	Version
Encore 700	Pump Control Node	2.9.42
Encore 500	Pump Control Node	1.8.30
Encore 300	Digital Valve	20.1.10
Encore 300	Digital Valve with Enhanced Security	20.2.24
Encore 300	Proportional Valve	10.1.10
Encore 300	Proportional Valve with Enhanced Security	10.2.23
MPD	Legacy	70.9.92
MPD	Modular Advantage	70.9.92
MPD-3	LCDs	54.3.10
MPD-3	SIDs	53.7
Selectable Blender	Modular Advantage	75.6.10
Notes		
<p>Note: Gilbarco Pre-modular dispensers must be on a separate board and as such are not supported with RubyCi, as there is only one connection out for fuel.</p>		

Dispensers Supported (Continued)

Wayne Dispensers		
Dispenser	Description	Version
Ovation	iGem	49
iX	iGem	49
Vista 3V	iGem	49
Vista 2V	Dispenser	14
Vista 1V (See first note below)	Dispenser	49
Vista	Dispenser	See second note below
SC-82	Dispenser	See second note below
Notes		
<p>Note: For Model V490D1/U (Vista 1V), the version must be 47.</p> <p>Note: The dispenser must be programmed as one of the following types: Type 1, 2, 30 or 40. Commander will not support the dispenser programmed as any other type, including Types 3 through 29.</p>		

Dispenser Interfaces

NOTE: The Verifone Commander Forecourt Interface Box communicates directly with Wayne, Tokheim, and Gilbarco dispensers.

Dispenser/ Interface	Supported: Yes/No	Recommended Version	Notation
Bennett			
DOSPIB	No		
515	Yes	v6.20	
Horizon 1	Yes	v6.27	Supports PPU Discounting with Bennett 515 interface box, firmware v.507
Horizon 2	Yes	v2.15	Supports PPU Discounting with Bennett 515 interface box, firmware v.507
Pacific	Yes	v2.11	Supports Bennett SPM and Verifone SPP with Bennett 515 interface box with version v.6.20 Supports PPU Discounting
Tokheim			
DHC	Yes	v6.17	Supports PPU Discounting
VXDHC	Yes	v4200.03.09	Supports PPU Discounting
Dresser/Wayne			
CPU	No		Uses the Verifone Commander Forecourt Interface
PIB	No		
Fusion	No		
HyperPIB	No		
Arbitration Board	No		

Gilbarco			
Legacy PAM 1000	No		Uses the Verifone Commander Forecourt Interface
PAM 1000	No		
PAM 5000	No		
SMART Connect	No		

Dispenser Card Readers – Supported Options

Verifone advises using the “Recommended Version” shown below.

NOTE: See <https://www.vfne.co/verifone-petro-emv-updates> for Outdoor EMV Implementation Status updates.

Bennett

Bennett: SSP (Simply Secure Payment)	
EMV Certification	
EMV Contact	Certified
EMV Contactless	Certified
Supported Options	Recommended Minimum Version
EMV	XXXXXX.10.10.07
Notes	
<p>Note: The "XXXXXX" number is based on hardware revision.</p> <p>Note: Upgrade to EMV version XXXXXX.10.10.09, if the site is experiencing “Remove Card” message remaining on the display after the card has been removed until timeout.</p>	

Bennett: DCA	
Supported Options	Recommended Minimum Version
Non-debit	N/A
Debit	
Non-debit	N/A
Notes	
<p>Note: Cash Acceptors, Debit, Graphics, SDES, TDES, and Master Session are not supported.</p>	

Bennett (Continued)

Bennett: DCT (Verifone Everest Card Reader)	
Supported Options	Recommended Minimum Version
Debit	
Non-debit	1.02.02
SDES (DUKPT)	1.02.02
Notes	
Note: Cash Acceptors, Graphics, TDES, and Master Session are not supported.	

Dresser/Wayne

NOTE: See <https://www.vfne.co/verifone-petro-emv-updates> for Outdoor EMV Implementation Status updates.

NOTE: When connecting the Commander Ethernet cable to a DCR Serial Converter for Outdoor EMV, the wires routed from the converter to the DCR must be twisted pair.

Dresser/Wayne: iX Pay 2, 3.1 Series				
EMV Certification				
EMV Contact				Certified
EMV Contactless				Certified
EMV Status	Firmware	Contactless Reader	ContactlessReader Firmware	Contactless Build Revision
NFC Mode > Contactless or MSD Contactless	3.1.203.1260	C150S	26100A02	21031801
NFC Mode > Contactless Disabled	3.1.203.1260	C150S	26100A02	21031801
Supported Options				Recommended Minimum Version
Cash Acceptors				N/A
Graphics				3.1.203.1260
Scanner				2D Zebra DS45
Debit				
Non-Debit				3.1.203.1260
TDES				3.1.203.1260
Notes				
<p>Note: Jade board is recommended for outdoor EMV. Red board can be used if non-media site.</p> <p>Note: Cash Acceptors are not supported with EMV.</p> <p>Note: Prior to upgrade to Wayne EMV software, please check the minimum version with Wayne.</p> <p>Note: DSM, Secure CAT, SDES, and Master Session are not supported.</p>				

Dresser/Wayne (continued)

Dresser/Wayne: iX Pay 1, 2.8 Series				
EMV Certification				
EMV Contact				Certified
EMV Contactless				Certified
EMV Status	Firmware	Contactless Reader	ContactlessReader Firmware	Contactless Build Revision
NFC Mode > Contactless or MSD Contactless	2.8.203.9	C150	2610EA02	21032201
	2.8.203.9	C150S_NP	2610FA02	21031901
NFC Mode > Contactless Disabled	2.8.105.9	C150	2610EA02	18050901
	2.8.105.9	C150S_NP	2610FA02	19020101
Supported Options				Recommended Minimum Version
Cash Acceptors				2.5.15.0
Graphics				2.5.15.0
Scanner				2.5.15.0
Debit				
Non-Debit				2.5.15.0
TDES				2.5.15.0
Notes				
<p>Note: Jade board is recommended for outdoor EMV. Red board can be used if non-media site.</p> <p>Note: Cash Acceptors are not supported with EMV.</p> <p>Note: Prior to upgrade to Wayne EMV software, please check the minimum version with Wayne.</p> <p>Note: DSM, Secure CAT, SDES, and Master Session are not supported.</p>				

Dresser/Wayne (continued)

Dresser/Wayne: Anthem	
EMV Certification	
EMV Contact	Certified
EMV Contactless	Certified
Supported Options	Recommended Minimum Version
EMV	3.1.203.1260
ANTX	1.15.2.xx
Notes	
<p>Note: Cash Acceptors are not supported with EMV.</p> <p>Note: Prior to upgrade to Wayne EMV software, please check the minimum version with Wayne.</p>	

Dresser/Wayne: iX — Blue Board	
Supported Options	Recommended Minimum Version
Cash Acceptors	1.3.8.0
Graphics	1.3.8.0
Scanner	1.3.8.0
Debit	
Non-Debit	1.3.8.0
TDES	1.3.8.0
Notes	
<p>Note: DSM, Secure CAT, SDES, and Master Session are not supported.</p>	

Dresser/Wayne (continued)

Dresser/Wayne: Ovation and Ovation 2 with qCAT	
Supported Options	Recommended Minimum Version
Graphics	206.00
Scanner	206.00
Debit	
Non-Debit	206.00
SDES (DUKPT)	206.00
Notes	
Note: Cash Acceptors, DSM, Secure CAT, TDES, and Master Session are not supported.	

Dresser/Wayne: Vista3V	
Supported Options	Recommended Minimum Version
Cash Acceptors	103.00
Graphics	103.00
Scanner	103.00
BCB	5.1
Debit	
Non-Debit	103.00
SDES (DUKPT)	103.00
Notes	
Note: DSM, Secure CAT, TDES, and Master Session are not supported.	

Dresser/Wayne (continued)

Dresser/Wayne: Dual CAT	
Supported Options	Recommended Minimum Version
Cash Acceptors	103.00
Graphics	103.00
Scanner	103.00
BCB	5.1
Debit	
Non-Debit	103.00
SDES (DUKPT)	103.00
Notes	
Note: DSM, Secure CAT, TDES, and Master Session are not supported.	

Dresser/Wayne: Legacy CAT	
Supported Options	Recommended Minimum Version
Cash Acceptors	64.00
Graphics	64.00
Scanner	64.00
Secure CAT	2.01
Debit	
Non-debit (not enhanced)	58.00
SDES (DUKPT)	64.00
Notes	
Note: DSM, TDES, and Master Session are not supported.	

Gilbarco

NOTE: See <https://www.vfne.co/verifone-petro-emv-updates> for Outdoor EMV Implementation Status updates.

NOTE: When connecting the Commander Ethernet cable to a DCR Serial Converter for Outdoor EMV, the wires routed from the converter to the DCR must be twisted pair.

Gilbarco: FlexPay IV (M7)	
EMV Certification	
EMV Contact	Certified
EMV Contactless	Certified
Supported Options	Recommended Minimum UPM Bundle
EMV (PCI DSS 5.0)	52.12.45
EMV (PCI DSS 4.0)	42.11.47
Graphics	42.05.11 - P609
Applause (Graphics)	42.05.11 - P609
Cash Acceptors	42.05.11 - P609
Scanner	
Contactless (RFID) with UX 400	42.05.11 - P609
Debit	
Non-Debit	42.05.11 - P609
TDES	42.05.11 - P609
Notes	
Note: Cash Acceptors are not supported with EMV.	
Note: GSM, SDES, and Master Session are not supported.	

Gilbarco (continued)

Gilbarco: FlexPay II (M5)	
EMV Certification	
EMV Contact	Certified
EMV Contactless	Certified
Supported Options	Recommended Minimum Version
EMV	3.6.06
Graphics	30.3.03
Cash Acceptors	30.3.03
Scanner	
Non-Debit	30.3.03
TDES	30.3.03
Notes	
Note: Cash Acceptors are not supported with EMV.	
Note: Contactless (RFID), GSM, SDES, and Master Session are not supported.	

Z80 Logic Board	
Supported Options	Recommended Minimum Version
Debit	
Non-debit	50.2.4
Notes	
Note: Cash Acceptors, GSM, Graphics, Scanner, Contactless (RFID), SDES, TDES, and Master Session are not supported.	

Gilbarco (continued)

Encrypting PIN Pad (EPP) with Advanced GSM	
Supported Options	Recommended Minimum Version
Advanced GSM	See CRIND versions below.
Graphics	
Scanner	
Contactless (RFID)	
Debit	
SDES (DUKPT)	See CRIND versions below.
TDES	
CRINDs	
Advantage	62.6.10
Encore 300	62.6.10
Encore 500	3.1.50
Eclipse	3.1.50
Notes	
<p>Note: An Advanced GSM is not required if EPP is injected with the correct debit key. However, it can be used until the EPPs are injected with the correct debit key.</p> <p>Note: Master Session and Cash Acceptors are not supported.</p> <p>Note: Please contact your Gilbarco servicer for the correct setup of the EPP and the mapping of the keypad.</p>	

Gilbarco (Continued)

Advantage CRIND (Z180 Logic Board)	
Supported Options	Recommended Minimum Version
Cash Acceptors	60.9.40
GSM	
Graphics: Monochrome	60.9.40
Graphics: InfoScreen	60.9.40
Scanner	60.9.40
Contactless (RFID)	60.9.40
Debit	
Non-debit	60.9.40
SDES (DUKPT)	60.9.40
Notes	
<p>Note: InfoScreen graphics are supported only in single-line mode.</p> <p>Note: Version 60.7.30 is NOT supported for any mode.</p> <p>Note: TDES and Master Session are not supported.</p>	

Gilbarco (continued)

Encore 300	
Supported Options	Recommended Minimum Version
Cash Acceptors	60.9.40
GSM	
Graphics: Monochrome	60.9.40
Graphics: InfoScreen	60.9.40
Scanner	60.9.40
Contactless (RFID)	60.9.40
Debit	
Non-debit	60.9.40
SDES (DUKPT)	60.9.40
Notes	
<p>Note: InfoScreen graphics are supported only in single-line mode.</p> <p>Note: Version 60.7.30 is NOT supported for any mode.</p> <p>Note: TDES and Master Session are not supported.</p>	

Encore 500/Eclipse	
Supported Options	Recommended Minimum Version
Cash Acceptors	
GSM	
Graphics: Monochrome	
Debit	
Non-debit	
SDES (DUKPT)	
Notes	
<p>Note: Contactless (RFID), TDES and M/S are not supported.</p>	

Invenco

NOTE: See <https://www.vfne.co/verifone-petro-emv-updates> for Outdoor EMV Implementation Status updates.

Invenco: G6-300 OPT	
EMV Certification	
EMV Contact	Certified
EMV Contactless	Certified
Supported Option	Recommended Minimum Version
EMV	3.2.21


Tokheim




Premier B	
Supported Options	Recommended Minimum Version
Cash Acceptors	N/A
TED	v300 or v400
Debit	
Non-debit (4-line display)	JP02.18.00
Debit TDS Plus (4-line display) SDES (DUKPT)	MT0301.00
Debit TED (4-line display) SDES (DUKPT)	MTQD02.00
Insight Graphics Non-debit	MTPQ06.03
Insight Graphics SDES (DUKPT)	MTPQ06.03
Notes	
<p>Note: Scanner, TDES, Debit TED (4-line display) Master Session, Debit TDS Plus (4-line display) and Master Session are not supported.</p>	

Tokheim (continued)

Premier C	
Supported Options	Recommended Minimum Version
Cash Acceptors	N/A
TED	v300 or v400
Debit	
Non-debit (4-line display)	JP02.18.00
Debit TED (4-line display) SDES (DUKPT)	MTQD02.00
Insight Graphics Non-debit	MTPQ06.03
Insight Graphics SDES (DUKPT)	MTPQ06.03
Notes	
Note: Scanner, TDES, and Debit TED (4-line display) Master Session are not supported.	

Verifone and Partner Options Supported

Backup Power Supply (UPS)	
UPS, Conditioned, 250VA Note: <i>One per POS terminal and one for the Commander.</i>	VFI P/N P040-07-050
Car Wash	
Ryko Code-A-Wash III	Version 15554-009, Rev. E
Ryko Code-A-Wash IV	19574-006 Rev. N
Unitec POS4000	Firmware version 6.67
Unitec Carwash Select II / Enterlink Super Interface	Version 2. Firmware version 5.43
	

Car Wash Paypoint	
<p>Unitec Portal Ti (Touchscreen)</p> 	<p>Core Version: 3.60 Sierra Version: 1.63 Version: 4.30</p>
<p>Unitec C-Start (Cashless)</p> 	<p>Core Version: 3.60 Sierra Version: 1.63 Version: 1.40</p>
<p>Unitec Sentinel (Dual Bill Dispenser)</p> 	<p>Core Version: 3.60 Sierra Version: 1.63 Version: 1.40</p>

Verifone Cash Drawer	
POS terminal	VFI P/N P040-08-024
	VFI P/N P040-08-019
	VFI P/N P050-01-200 Note: <i>Must have adapter: VFI P/N 22839-01 Rev 3 or Rev C. Do NOT use adapters marked with Rev 1 or Rev A. These adapters can be damaged if plugged into a powered-up POS. In addition, the adapter MUST ONLY be plugged into one of the POS CASH DWR ports.</i>
Coin Dispenser	
Transact2	VFI P/N P040-08-023
Displays	
Customer Display	VFI P/N P040-08-300
Verifone EASY ID™	
Verifone Easy ID is supported for ALL states as long as the Mag Stripe/2D codes use the AAMVA standard format. Please contact your local Department of Motor Vehicles for details about your state.	

Electronic Fuel Price Signs	
<p>Supported with tested interface:</p> <ul style="list-style-type: none"> • Able Applied Technologies: AAT Live Hub (AAT-LH-V1) • DakTronics: DM-100 PSC (0A-1196-0133) • FutureMedia Displays Inc.: PriceVision LED Model FMD9-GSX. • Guru Digital Media: Guru Price Sign. • WatchFire: Price Watcher Sign. <p>Supported:</p> <ul style="list-style-type: none"> • Everbrite • Skyline • NOVYC Electronics Inc. • PWM <p>Note: <i>Contact manufacturer for details.</i></p>	<p>The Price Sign Controller (<i>PSC</i>) and an RS-232 connector is supplied by the sign manufacturer.</p>
Laser Scanners (POS Ready)	
<p>Use the following URL to access a list of laser scanners that have been approved by Verifone. See https://www.verifone.com/en/us/petro-partners-program.</p>	
Money Order	
<p>MoneyGram: Delta Network Terminal 780T Version 3.5</p>	<p>P/N 11-0021-001</p> <hr/> <p>Printer model: 1600</p> <hr/> <p>VFI cable: VFI P/N 55296-03</p>
<p>Western Union Money Order Dispenser System: Version 3.5</p>	<p>P/N FDX-400 (Version 7534 and above)</p> <hr/> <p>Adaptor: DB-9M to RJ-45 (VFI P/N 13641-01) Requires an RS-232 cable (P/N 13836-XX)</p> <hr/> <p>Interface: FIP11 Interface Module (P/N 010064-02)</p>

Western Union Money Order Dispenser System: ICE6000 Terminal (Ethernet)	Requires an Ethernet cable.
Western Union Money Order Dispenser System: TAIO Terminal (Ethernet)	Requires an Ethernet cable. Config. Version: 6114 and 6120
Verifone PIN pads	
Verifone M400, P400, MX 915, MX 925 Multimedia	See the Sales Representative for part numbers.
Note: <i>For debit, PIN pads must be injected with the appropriate key for the application.</i>	
Verifone Printers (Point of Sale)	
Verifone Topaz XL, Ruby2	Verifone Thermal receipt only printer (May be used to replace EPSON TM-T88) VFI P/N P040-02-020 Paper Width: 79.5 mm ±.5 mm (3.15 ±.02") EPSON P/N (Paper) NTP080-80
	EPSON TM-T88III Thermal receipt only printer VFI P/N P040-02-008 Paper Width: 79.5 mm ±.5 mm (3.15 ±.02") EPSON P/N (Paper) NTP080-80 Note: <i>For installation information and DIP switch settings, refer to the "VASC Field Service Bulletin No. 0706.001".</i>
Secondary Network	
Use the following URL to access a list of secondary networks that have been approved by Verifone. See https://www.verifone.com/en/us/petro-partners-program .	

Tank Level Sensor	
EBW: Auto/Stik	Firmware version AMOCO4
	Requires an RS-232 cable (P/N 13836-XX)
	Requires an adapter DB-9M, standard (black) (VFI P/N 13641-01)
Emco: EECO System 1500	Firmware version 023E
	Requires an RS-232 cable (VFI P/N 13836-XX)
	Requires an adapter DB-9F, null modem (red) (VFI P/N 13638)
Emco: EECO System 2000	Firmware version 004L
	Requires an RS-232 cable (VFI P/N 13836-XX)
	Requires an adapter DB-9F, null modem (red) (VFI P/N 13638)
Emco: EECO System 3000	Firmware version 005I
	Requires an RS-232 cable (VFI P/N 13836-XX)
	Requires an adapter DB-9F, null modem (red) (VFI P/N 13638)
Veeder Root: TLS 250	Requires an RS-232 cable (VFI P/N 13836-XX)
	Requires an adapter DB-25M, null modem (red) (VFI P/N 13581-01)
Veeder Root: TLS 350	Requires an RS-232 cable (VFI P/N 13836-XX)
	Requires an adapter DB-25M, null modem (red) (VFI P/N 13581-01)

Additional Information

Weights and Measures

Support for cash and credit pricing at the dispenser requires explicit cash and credit selections on the dispenser. This is in compliance with the *Weights and Measures Guidelines for Selectable Unit Price Capability*, section G-S.5.1.

Notice: This software supports a POP Discount feature, which allows a point-of-purchase discount on fuel based on the purchase meeting certain pre-defined transaction criteria. It is possible that the Weights and Measures department in your state may consider this POP Discount feature, when used in a post-pay scenario, to be in violation of state regulations.

YOUR IMPLEMENTATION OF THE POP DISCOUNT FEATURE IS DONE AT YOUR OWN RISK. VERIFONE EXPRESSLY DISCLAIMS ANY LIABILITY FOR CLAIMS, FINES OR DAMAGES RESULTING FROM IMPLEMENTATION OF THE POP DISCOUNT FEATURE IN A LOCALE WHERE IT IS DEEMED A VIOLATION OF LOCAL OR STATE REGULATIONS. YOU SHOULD CONSULT YOUR LOCAL WEIGHTS AND MEASURES ENFORCEMENT GROUP BEFORE IMPLEMENTING THE POP DISCOUNT FEATURE.