

Verifone Petro Software Release Notes

Verifone Commander



Versions and Information

| | |
|------------------------------|--------------------------------|
| Base Version | 53.41.01 |
| Distribution Versions | NBS 2.03.43 Production Release |
| Release Date | April 20, 2023 |
| Publication Date | May 2, 2023 (Updated) |

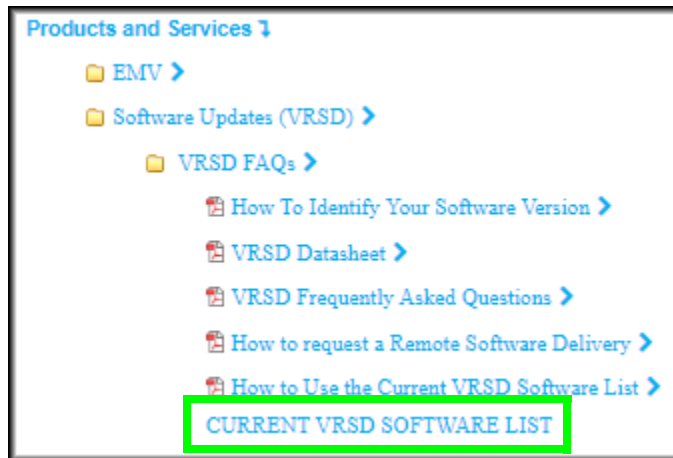
Distribution Components

| | |
|------------------------------|-----------|
| Base | 053.41.01 |
| Verifone Commander OS | 1.12.01 |
| EPS | 9.03.00 |
| NBS | 2.03.43 |
| Mobile | 1.00.00 |
| RCI | 6.00.01 |
| POS OS | 5.01.03 |
| WEB | 5.05.00 |

PIN Pad Software Versions

Minimum EVPAY (Engage) Certified Versions

For the EVPAY (Engage) Certified Versions for Verifone M400 and P400, click on [Petro & Convenience](#) and then navigate to Products and Services > Software Updates (VRSD) > VRSD FAQs > Current VRSD Software List. This list is on support.verifone.com at Technical Support > Support Articles > Petro & Convenience > Products and Services > Software Updates (VRSD) > VRSD FAQs. .



Minimum EMV Certified Verifone ViperPAY Versions

NOTE: Make sure the minimum OS and OS Update is loaded before installing Verifone ViperPAY. See the Verifone ViperPAY release notes.

| PIN pad | Version | XPI | Kernel | OS Version |
|------------------------|---------|-------|--------------|------------------------|
| Verifone MX 900 Series | 4.07.07 | 5300W | EMV L2 7.02I | Minimum - 30140200 |
| | | | | Recommended - 30251000 |

Viewing the OS version on Verifone MX 900 Series PINpad

1. At any screen, press the numbers 1,5,9 on the keypad at the same time until the password entry screen appears for System Mode.
2. Key in the password.
3. At the Home screen, touch the Information tab.
4. Touch the Basic System tab.
5. Scroll down to "Build" to view the OS version.

Contents

| | |
|--|-----|
| PIN Pad Software Versions | 3 |
| Important Information | 6 |
| New In This Version: 2.03.43 | 8 |
| Resolutions | 8 |
| New In Previous Release: 2.03.41 | 9 |
| Enhancements | 9 |
| Resolutions | 9 |
| New In Previous Release: 2.03.40 | 14 |
| Enhancement | 14 |
| Resolutions | 15 |
| New In Previous Release: 2.03.35 | 17 |
| Enhancements | 17 |
| Resolutions | 20 |
| New In Previous Release: 2.03.27 | 26 |
| Enhancements | 26 |
| Resolutions | 26 |
| New In Previous Release: 2.03.25 | 30 |
| Enhancements | 30 |
| Resolutions | 31 |
| New In Previous Release: 2.03.22 | 35 |
| Enhancements | 35 |
| Resolutions | 38 |
| New In Previous Release: 2.03.13 | 46 |
| Enhancements | 46 |
| Resolutions | 48 |
| New In Previous Release: 2.03.03 | 55 |
| Enhancements | 56 |
| Resolutions | 57 |
| New In Previous Release: 2.02.13 | 63 |
| Enhancements | 63 |
| Resolutions | 64 |
| New In Previous Release: 2.02.11 | 66 |
| Enhancements | 66 |
| Resolutions | 67 |
| New In Previous Release: 2.02.02 | 73 |
| Enhancements | 73 |
| Resolutions | 74 |
| New In Previous Release: 2.02.00 | 82 |
| New POS | 82 |
| Enhancements | 82 |
| Resolutions | 99 |
| Installation Options | 156 |

Installation Documentation ----- 156
Fuel Hardware Peripherals Supported ----- 157
Verifone and Partner Options Supported ----- 175
Additional Information ----- 181

Important Information

Verifone C18 Self Checkout

The following is important information when setting up Verifone Self Checkout on the Verifone C18 POS.

- If an Auto Upgrade was performed, the Verifone Self Checkout sub-menu will not display under the Verifone Configuration Client > Store Operations menu. To enable the Verifone Self Checkout submenu, assign the following roles at Verifone Configuration Client > Security > Manage Users > User Administration > Configure Roles.
 - usccategorycfg - Update Verifone Self Checkout Category Configuration
 - uscoglobalcfg - Update Verifone Self Checkout Global Configuration
 - uscoregistercfg - Update Verifone Self Checkout Register Configuration

NOTE: The Verifone Self Checkout submenu displays if the Verifone Commander software was installed manually.

Disabling Swipe Ahead on Verifone C18

Sites that do not have a 2D scanner will need to disable swipe ahead in order to process Easy ID or a POP Membership card at the PIN pad. Do the following two steps consecutively:

- On the Verifone C18 POS, disable Swipe Ahead at Maintenance > Device Configuration > PINPAD configuration > EPS PINPAD with Driver License and POP Membership.
- On the Verifone MX 900 Series PIN pad, edit the Config.Usr1 Swipe Ahead value found in System Mode at Home > Administration > Config by entering the Config.Usr1 file. Under the [PERM] section, there will be a Swipe Ahead parameter with a '0' or a '1' value. The value should be set to '0' to disable it. After the change, reboot the PIN pad.

EMV Certified

This software version supports Contact and Contactless Indoor. See the Dispenser Card Reader section towards the back of these release notes for EMV Contact and Contactless certifications for each dispenser manufacturer.

These Release Notes

These release notes are for both the Verifone Commander and RubyCi.

Back Office Software (BOS)

Starting from Verifone Commander POS Base 40 and higher, Verifone Commander will be PA-DSS 3.1 Compliant. Communications via SSL or TLS v1.0 are not allowed. Make sure that the OS and Web Browser used to connect to the Verifone Commander supports TLS v1.1 or higher. BOS partners should plan to upgrade to support TLS v1.2 and higher as this will be the only version of TLS allowed when communicating with the Verifone Commander. TLS 1.1 support will be removed according to PA-DSS termination dates.

Wayne and Secure PumpPAY DCR configuration

In case of Wayne and Secure PumpPAY DCR configuration, the user is now required to configure the keypad layout from the DCR Keys Configuration in Verifone Configuration Client and the driver will use the configured keypad instead of using a predefined keypad layout. If an auto upgrade is performed and the DCR key configuration was not present previously, it is expected by the user to configure the keypad for a functional DCR keypad. It can be configured at Forecourt > DCR Key > DCR Keys Configuration and then perform a DCR initialization.

Verifone Remote Software Delivery (VRSD)

The Verifone Commander supports the Verifone Remote Software Download (VRSD) to allow automated software updates from the Verifone servers. See the Verifone Commander Verifone Remote Software Delivery Implementation Guide for more information.

Documentation

NBS Commander Network Configuration Guide

See the NBS Commander Network Configuration Guide for configuring the network.

New In This Version: 2.03.43

RESOLUTIONS

Verifone C18 Self Checkout

On the Verifone C18 Self Checkout, the “Returns To Sales” key was not displayed on express panel when a previously rung up item timed out. This was corrected and now the “Returns To Sales” key displays.

Dispensers

1. Fleet dispatch rules were not working. If a merchant had a dispatch rule of three liters per day, the system was ignoring the rule and dispatching more than three liters. This was corrected.
2. The Tokheim driver was failing and was not recovering from the failure. This was corrected.

Dispenser Card Readers

1. There were intermittent issues with the full-service attendant cards not working and DCRs returning to the idle screen after card entry. A reboot of the Verifone Commander resolved the issue temporarily. This was corrected.
2. Driver ID was not masked on the Wayne DCR display. This was corrected and now it is masked.

EPS System

After initiating a Trigger Pull, the POS occasionally would not display the status messages that indicated tables were downloading, validating, and applying. This was corrected and the messages now display.

NBS FEP

NBS Outside Receipts were not displaying PIN Verified, PIN Used or Customer Verified. This was corrected and now these are displayed.

Sales

Spaces were no longer allowed In-House Charge account numbers. This was corrected and now spaces are allowed.

New In Previous Release: 2.03.41

ENHANCEMENTS

Dispenser Card Readers

1. Invenco was added to the selection of DCR Family types at Tools > Managed Modules > Current Configuration > DCR Channels.
2. Gilbarco M7 firmware will support multiple kernels for versions 42.12.43 and 52.12.43 and higher. Support was added for this option.
3. Debit Encryption Type “None” is now allowed for Wayne DCRs at Verifone Configuration Client > Tools > Managed Modules > Current Configuration > DCR Channels > Advanced Settings.
4. A new configurable option was added for Wayne DCRs at Verifone Configuration Client > Tools > Managed Modules > Current Configuration > DCR Channels > Advanced Settings. The new option is called “Graphic Enhancer”. It contains three levels: LOW, MEDIUM and HIGH. These levels are currently used for font sizes. The LOW level is the default and is the current font size that has been used.

EPS System

The “CAPK Is Going To Expire” message no longer displays to the cashier after the CAPK is expired.

NBS

Multiple configuration values for inside and outside contactless were updated to make sure that the default table had the correct values.

POS System

The application now has the ability to configure and use NACS TruAge online ID verification. Currently, it is used by physically scanning a driver's licenses.

RESOLUTIONS

Verifone C18 Self Checkout

1. The “Invalid Product for Card type” message was not displaying on Verifone C18 Self Checkout for Auth and Capture Product Restriction cards. It

displayed a “failure” message on the POS but displayed a quick message “Invalid Product for card type” followed by “declined” message on the PIN pad. This was corrected and now Verifone C18 Self Checkout displays the “Invalid Product for Card type” message.

2. On Verifone C18 Self Checkout, the modifier menu was not hidden after the inactivity timer. This was corrected and now the modifier menu is hidden after the session ends.
3. On Verifone C18 Self Checkout, invalid department message was not prompting when a PLU was added without a department. This was corrected and now an error message displays.

Car Wash

Car wash PayPoint was returning an invalid amount when a wash purchase was attempted. This was corrected.

Verifone Configuration Client

1. The word “Update” was misspelled in the description for the role ufoodserviceplumapcfg - “Upadte” Mobile Food Order PLU Mapping Configuration” located in the Configure Roles tab for user manager at Verifone Configuration Client > Security > Manage User menu. It is now spelled correctly.
2. The word “Default” was misspelled in the Sales Parameter Description for Food Service “Defualt” PLU at Verifone Configuration Client > Store Configuration > Sales Configuration.

Dispensers

1. The fuel system was not supporting a Bennett transaction abort message properly. The was corrected.
2. Forecourt was not honoring the Remote AID selection flag sent from the EPS. This was corrected.

Dispenser Card Readers

1. Some of the prompts were not displaying as expected on Gilbarco CRINDs. When certain prompts exceeded a length of 20 characters, the prompt was split after the first space and the rest of the prompt was displayed on the next line or not displayed at all. This was corrected.
2. The user was unable to save a selection made for “Debit Encrypt Type” for any DCR Family Type other than Wayne. This was corrected and now the other selections can be saved.
3. During EMV Contact transactions, Wayne Anthem DCRs took longer to respond for commands which resulted in a transaction failure. This was

corrected and timeout values were increased for different commands specific to Wayne DCRs to allow more time to respond during the EMV transaction.

4. An American Express Contactless card was receiving a “Switch Interface” error at the Gilbarco FlexPay IV DCR. This was corrected.
5. A Discover Global/Common Contactless card was receiving a “Switch Interface” error at the Wayne DCR. This was corrected.
6. User was unable to configure multiple channels for Wayne iX Pay 1 on Serial. This was corrected.
7. An EMV card was inserted into Wayne iX Pay 1 DCR. When the PIN was incorrectly entered, it prompted for the correct PIN three times, and then the PIN was entered correctly the fourth time. The DCR displayed “Processing, Do Not Remove Card” for more than two minutes and then it displayed “Remove Card, Declined.” This was corrected.
8. On Wayne iX Pay 1 DCRs, the Maestro and US Maestro AID related outdoor fuel transactions failed due to card read failure in the DCR. This was corrected and now the card read with AID match will be a successful transaction.
9. When processing the EMV configuration during Update Aid Rules, the Gilbarco IP driver was not considering the Modes (contact/contactless/both) that were sent in the request and was applying all the rules for contactless. This was corrected and the Gilbarco driver will consider the modes and apply the configuration accordingly.

EPS System

1. The EPS was sending an approved message to POS, but when the signature capture prompt displayed on the PIN pad and the user pressed CLEAR, the PIN pad displayed a declined message. This was corrected and now the EPS sends a declined message to the POS so that cashier can re-initiate the transaction to choose the MOP.
2. Non-compliant track two data was sent to the host exceeding the maximum allowed data length. This was corrected and now if the track data length exceeds the maximum amount, it will be rejected locally.
3. When an MOP error occurred, the PIN pad remained on the entry screen. This was corrected and the PIN pad will display the appropriate message.
4. Timeout handling for HTTPS requests was updated for the Cloud solution.
5. An EPS Network Unavailable error message displayed on the POS when user enabled Loyalty from Configuration Client and did not perform Logout and Login. Sometimes, the message would display after a Day Close. This was corrected and transactions will be processed.
6. Manual entry was not working for Balance Inquiry after a bad card read. This was corrected.

Food Service

1. An HTML schema error displayed when opening the Future Mobile Food Order Report. This was corrected.
2. On Verifone C18, the Food Service Enter Name dialog has red button with OK text. This was corrected and now the red button will have Cancel text and end transaction without processing or it will not exist at all.

Loyalty

1. Loyalty Approvals Terminal Batch Report and Loyalty Detail Terminal Batch Report failed to print when prompted. This was corrected.
2. After the “Use Rewards” loyalty prompt was not answered after 60 seconds, the system was trying again. This was corrected and now it will proceed with successful transaction without loyalty rewards.

Mobile

In a mobile transaction, the POS applied a discount on the merchandise. This was represented as a price adjustment in the mobile authorization request to the MPPA. There was no program ID in the price adjustment since this was a POS generated promotion. The mobile service was expecting a program ID in the price adjustment and then rejecting it. This was corrected and the Mobile service will not fail an authorization request if it contains a sale item with a price adjustment and no program ID. This is for POS discounts only.

NBS FEP

1. Codec and format errors displayed during Mastercard Contact and Contactless transactions. This was corrected.
2. In the FID table, ALLOW_EMV_CTLS_CASHBACK was not updated to false when the system was auto upgraded from Base 53.13 to Base 53.35. This was corrected.
3. The EMV Tag 9F6E was not sent to the NBS host. This was corrected and it is now sent.
4. Cardholder Verified and PIN messages for receipts have been updated to print the following:
 - CDCVM prints “Cardholder verified” when Contactless transaction is processed
 - Online PIN - Contact and contactless prints “PIN Used”
 - Offline PIN - Contact prints “PIN Used”
 - When the PIN is bypassed, receipt will not display “PIN Used”
5. Non-compliant track two data was sent to the host resulting in a Codec Error due to exceeding the maximum allowed data length. This was corrected and

now if the track data length exceeds the maximum amount, it will be rejected locally.

6. NBS Dealer Information was not printing on the receipts after an auto upgrade. This was corrected and now it prints.
7. The Merchant Name and Postal Code was not printing on the DCR receipt. This was corrected and now they are printed on the DCR receipt.

POS System

1. The TMU-950 printer did not restore successfully after an auto upgrade. This was corrected and it restores successfully.
2. The “NO ENUM CONSTANT” error displayed when using cgilink commands to pull Merchandise Code. This was corrected.
3. The following T-Log issues were corrected:
 - A missing T-Log message for Gilbarco quick swipes.
 - For POP membership cards, the track data was displayed in the T-Log.
 - Some T-Log messages were not logging the DCR position in their message.
4. When an alarm line message was displayed on the POS, the message remained until the next message was generated or commander was rebooted. This was corrected and the alarm message disappears after the action is completed.
5. When auto upgrading and there was a DCR graphic screen missing from the configuration, it caused the idle screen restore to report a problem which was reflected in the upgrade summary. This was corrected and the error no longer displays.
6. The existing Verifone Commander TLS server certificate caused a “page is not secure” warning when the Verifone Configuration Client (aka ConfigClient or Configuration Manager) was accessed from recent versions of browsers. This was corrected.
7. The Verifone Configuration Client One Time Password (OTP) generation was not working correctly via the EPS Network Functions. This was corrected.
8. DCR Idle Screen Configuration restored with errors after an auto upgrade. This was corrected.

Proprietary Fleet

On Proprietary Fleet card transactions, the declaration “I agree to pay total amount according to card issuer Agreement Thank You” message was printed on the receipt. This message was removed.

Reports

1. Discounts missing from total line on Department Flash Report. This was corrected and now the discounts are on the totals line of Department Flash Report.
2. When printing the Fuel Street Price Change Report and if the fuel price was set to anything other than three decimals, the report displayed a three decimal number. This was corrected and now the report uses the "PPU Decimal Position" value in Verifone Configuration Client.

Sales

1. POP Discount name was missing from the receipt for a Department discount. This was corrected and the Discount name is now printed on receipt.
2. Check ID configured for PLU was overwritten by the Department Check ID configuration. This was corrected and will not be overwritten.
3. The receipts for a postpay with merchandise, manual fuel sale, and cash advance transaction using a commercial fleet card, did not display correctly. The prepay receipt header with network body was displaying in the receipt. This was corrected and now prepay Receipt header with network body will not be displayed in the receipt.
4. POS Numeric Keypad was not saved at previous location when it was dismissed. This was corrected and now it is displayed at the last location where it was dismissed.
5. Price check option was not displayed when the user tried to deselect the ID check item. This was corrected and in the express panel, price check menu will now be present.
6. The user was unable to select an item with ID check after logging back in when the register timed-out. This was corrected and the ID Check now appears.

New In Previous Release: 2.03.40

ENHANCEMENT

POS System

Security Enhancements to Validate End-points for connections between Commander and certain remote hosts.

RESOLUTIONS

Dispensers

1. PetroVend sales were dropped when dispenser poll errors were present. This was corrected and it allows PetroVend to keep its preauthorization open and accept sale data when there are delays in arming a pump.
2. The POS was not sending certain Wayne dispenser information such as firmware, OS version, and model as part of the Site Asset Data to the EPS. This was corrected and now it is sent.

Dispenser Card Readers

1. With multiple grades or products, the transaction was completed with an amount more than the specified limit under Unattended Dispenser Card Reader. This was corrected and now the transaction will complete within the specified limit.
2. When the Wayne DCR entered diagnostic mode and then attempted to back out of diagnostic mode, the DCR locked up and then a DCR initialization unlocked it. This was corrected.
3. There were looping issues with Wayne DCRs when trying to display secure prompts for data entry. These issues were corrected.
4. On Wayne Anthem DCRs, its card reader was not locking the card and allowed the customer to remove card (quick swipe), so therefore it caused flow issues. The Anthem displayed "Transaction Canceled" message and required DCR initialization to return back to the idle screen. This was corrected and now the DCR will display "Please Read Your Card Has A Security Chip Do Not Remove Until Prompted Wait To Reinsert Card."
5. The following possible issues were occurring on the Verifone Commander due to the system running low on memory.
 - Initially, the POS acted slow when cashier was ringing up fuel prepay or just viewing a pump to see what was happening.
 - DCR transactions took longer progressively.
 - Gradually, system reached a threshold where the DCR transactions came to halt (declined even after card approval) one pump after another.
 - POS no longer was able to ring up fuel prepays and alarm line indicated "Error communicating with fuel server".These were corrected and now the available memory on Verifone Commander remains stable and adequate.
6. When Debit Encryption Type was set to "None", it caused the DCR to lock up during a MSR Debit transaction and then displayed the prompt "Enter Data". When encryption type was set to anything else (DUKPT or GSM) everything worked correctly. This was corrected and it will now work when "None" is selected.

7. Offline PIN transactions were not working on Invenco DCRs. This was corrected.
8. The response time was more than two minutes when the PIN was entered incorrectly more than three times and then the correct PIN was entered the fourth time. This was corrected and the response time has been reduced.
9. When the DCR was configured for multi-grade selection feature, multi-grade fuel selection was not prompted to insert any EMV chip cards. This was corrected.

EPS System

1. Loyalty Alternate ID was not populating on the PIN pad after an auto upgrade. This was corrected.
2. Mastercard Fleet cards were not prompting and declining on M400 and P400 PINpads. This was corrected.
3. Online PIN was prompted for Visa contactless card even though transaction amount was below CVM limit. This was corrected.
4. Proprietary Fleet cards that start with 7211 and 7104 were not processing. The PIN pad displayed "Swipe card" prompt again or "Swipe not allowed." This was corrected.
5. EPS Network Report was out of balance. When the chip card was declined with AAC, the system added it to the local totals. This was corrected.
6. American Express Contactless indoors and outdoors stopped working after an EPDL download. Contact is working correctly. This was corrected.
7. The Auto Upgrade was not preserving the Time Sync settings and reverting to old values when set to POS-NTP prior to the upgrade. This was corrected.

Incomm FEP

Incomm refund transactions were declined with "E03 SALE DECLINED" error message. This was corrected.

Loyalty

Split tender with Cash and an EMV Card was not working when the "Prompt for rewards only on fuel" was enabled. This was corrected and now the split tender with Cash and an EMV card works as expected.

POS System

1. Intermittently, the POS and PIN pad locked up when approving a pump. The POS displayed "Error approving pump" message. The PIN pad displayed

“Approved” message. This was corrected and both no longer lock up when approving fuel.

2. When auto upgrading via USB, it failed with the message “Transfer Failed! Internal Error.” This was corrected.
3. There was an inability to connect to the VIPER EPS page. This was corrected.
4. The “taxForgivenAgainst” object was missing from the T-Log when loyalty discount was applied. This was corrected.
5. When the Electronic Fuel Sign device went offline, the device status changed between Busy and Offline. This was corrected.

Reports

The Tank Reconciliation Report was formatting the date and time incorrectly that caused them to be out of order before printing. This was corrected.

Sales

1. The following Manufacturer Coupon Feature issues were corrected:
 - “Tax credit” line was missing from the receipt when coupon and loyalty discounts were applied.
 - Coupon error messages were missing when loyalty was enabled.
 - Incorrect taxable amount was displayed when non-taxable qualified and taxable qualified item was sold together.
 - Incorrect taxable amount was displayed when non-taxable and taxable item was sold together.
 - Incorrect taxable amount was displayed when qualified (taxable) and non-qualified (taxable) item was sold together.
2. The POS was overcharging the card when there was a loyalty reward and a negative PLU item in the transaction. This was corrected.

New In Previous Release: 2.03.35

ENHANCEMENTS

Verifone C18 Self Checkout

1. The Glory Cash Recyclers are now supported on the C18 Self Checkout to accept cash payments. They can be configured on the Verifone Configuration Client at Devices > Cash Recycler > Cash Recycler Configuration. As many

as 32 cash recyclers can be configured. See the Self Checkout User Reference for setting up the cash recyclers. An IP address is required for each cash recycler. The cash recyclers are assigned to the Verifone C18 Self Checkout at Verifone Configuration Client > Store Operation > Self Checkout > Register Configuration.

2. On the C18 Self Checkout welcome screen, the customer logo will now fill most of the whitespace and the company message will be configurable. The cash, card, and fuel icons will also display on the welcome screen based on availability of the feature.
3. The following features have been added to the Verifone C18 Self Checkout:
 - The Self Checkout will now send a notification when a transaction is suspended by the customer so that the cashier can clear the pending transaction if required. Also, the Monitoring button on the POS was updated.
 - The Self Checkout will now send a notification when it is in Payment mode so that the cashier will know the customer has moved to a transaction payment. Also, the Monitoring button on the POS was updated.
 - As part of Self Checkout Monitoring, the Transaction Suspend, Payment, and Payment Failure icons were added to the Cashier POS. Also, "Show Item Quantity and Transaction Amount" was added to the Cashier POS.
4. The "Loyalty Customer Y/N?" prompt has been added to the transaction flow on Verifone C18 Self Checkout.

Verifone Configuration Client

The parameter name "SSL" has been changed "TLS" throughout Verifone Configuration Client.

Dispensers

1. A Minimum PPG setting called "Minimum Street Price" has been added at Verifone Configuration Client > Forecourt > Fuel Configuration > Fuel Products for fuel so that fuel prices cannot be set below this amount. A security level was added in order to restrict the changing of the fuel price. The user can enter a minimum street price for each grade and it prevents from forgetting the 0.9 cent. Discounts from POP and Loyalty can reduce the customer's price per gallon below this value.
2. Performance improvements have been made to the Fuel Drivers.

Dispenser Card Readers

1. Gilbarco non-sensitive log data was masked making it difficult to understand and analyze logs. Now only sensitive data is masked.
2. Gilbarco drivers have been enhanced to support EMV fleet tag prompting for both Contact and Contactless EMV.

3. When a Commercial Fleet card is used on a fueling position that does not prompt for grades, the dispenser will now prompt which grade(s) will be dispensed before going to the host for approval.

EPS System

1. Improvements have been made when a PIN is bypassed for EMV contactless transactions.
2. Tag 9F6C based PIN prompting is now performed for Visa only.
3. Inside Contact and Inside Contactless are now enabled by default and cannot be changed.

NBS FEP

The Suite Version is now sent to the NBS Host.

POS System

1. The Petro Suite Installer program (PSI) inadvertently allows the user to avoid specifying their choice at the hard drive (HDD) formatting prompt, thus leaving the HDD format state unchanged when the form is submitted. If the HDD was previously unformatted, this will result in the Commander getting stuck at the "A8" state. This enhancement requires that the user make a choice. On the PSI "HDD Information" form, the user will not be allowed to avoid making a choice of whether to format the HDD or not.
2. The product name in the Petro Suite Installer was changed from "Site Controller" to "Verifone Commander."
3. A feature is being introduced called Verifone POS Workstation Pairing. It pairs each Verifone POS Workstation with the Verifone Commander. The Pairing process establishes a trust relationship between the Verifone Commander and each Verifone POS Workstation and creates secure communication links.

NOTE: See the POS Workstation Pairing Feature Reference on the Premier Portal at Manage > Petro Downloads > Feature Reference for more information.

4. POS performance has been improved when performing ID checks and other prompts.

Sales

1. The following enhancements have been made to the Manufacturer Coupon functionality:
 - A coupon validity check is now made on the item in the basket.
 - Product code based restrictions will be checked when applying a coupon such as for fuel reduction. Fuel reductions should only be performed through a loyalty program.

- The POS now prompts for the entry of an coupon expiration date.
2. On the Cashier POS display, the DCR Calling Icon was modified from a “Car with Credit Cards” to just “Credit Cards” displayed on the icon.

RESOLUTIONS

Verifone C18 Self Checkout

1. When both the Ok and Cancel buttons were configured and max length text was assigned on both, the text was outside extending past the button border. This was corrected and both buttons will now accommodate the 24 character length text within the button borders.
2. When canceling the Order Menu chain on Verifone C18 Self Checkout, the message Press X to Continue displayed. This message was removed because there is no X icon.
3. On the C18 Self Checkout, after flipping the display from cashier to customer or customer to cashier, the application selection was unresponsive when the application selector was open.
4. After an Auto Upgrade on C18 Self Checkout, Register Configuration was not taking effect upon logout and login. This was corrected and now the Register Configuration will take effect upon logout and login.
5. When the Spanish Locale was enabled on the C18 Self Checkout, the App Selector Icon was displayed on all of the screens. This was corrected and now it only displays on the idle screen.
6. On Verifone C18 Self Checkout, during a fuel prepay transaction with loyalty, the POS was displaying “Loyalty Price Per Gallon Request.” This has been changed to “Follow PINpad instructions” similar to loyalty in a merchandise transaction.
7. After the customer selected “Choose PINPAD” from the “Scan Loyalty Barcode or Enter ALT ID” prompt, the Verifone C18 Self Checkout was not displaying the follow PINPAD instructions text. Instead, it displayed the Credit payment message. It was not directing the customer that the loyalty card should be swiped on the PIN pad before payment. It now displays the “Follow PINpad instructions” message.
8. The Verifone C18 Self Checkout application was not retained after an Auto Upgrade. The Verifone C18 Self Checkout application will now be retained after an Auto Upgrade.

Verifone Configuration Client

1. The DCR Authorization amount was unable to be changed and saved at the FEP Card Type in Verifone Configuration Client > EPS Configuration. It can now be changed and saved.
2. When a site was auto upgraded from Base 51 to Base 53, there were FIS loyalty host download issues. The Verifone Configuration Client was timing out after two minutes when there were more than 4000 cards in the loyalty card tables. This was corrected by extending the timeout for the loyalty cards up to four minutes. Also, the manual entries for hybrid cards are not recreated on loyalty table downloads.
3. When the user switched the locale property from English to Spanish, they were unable to access Verifone Configuration Client. This was corrected.

Dispensers

1. When money in a fuel prepay was sent to a pump, the customer did not get fuel and the fuel prepay disappeared from the POS. The cashier had to perform another fuel prepay for the customer but the sequence of events caused the cashier to come up short on the reports. This was corrected.
2. When pump stop occurred on a failed transaction, the system populated the sale data from the last successful fuel transaction on the failed transaction itself. If the Verifone Commander was rebooted within a three transactions, this particular transaction was perceived as an uncommitted transaction and then committed again, causing incorrect values in Fuel Hose Report. This was corrected and data won't be used from failed transactions.

Dispenser Card Readers

1. The EPS was sending multiple "Remove Card" prompts in a single transaction and the Wayne DCR driver was unable to handle it in some certain scenarios. This was corrected.
2. When a chip card was inserted after selecting the rewards option at the idle screen or during loyalty after payment, the Gilbarco DCR locked up on a blank blue screen. The system now handles the transaction correctly.
3. If the EMV card was inserted when the Wayne DCR synchronization was in progress immediately after loading the idle screen, the card was clamped until it timed out. This was corrected and it will now be handled correctly.
4. DCR transactions were finalizing full preauthorization amounts and they were displayed as being negative in the Network Summary Report. This was corrected and they will now finalize for the pumped amount as positive in the report.
5. The DCR was not prompting for POP Discount for pay inside transactions.
6. There were looping issues with Wayne DCRs when trying to display secure prompts for data entry. These issues were corrected.

7. Occasionally, the DCR would lock up usually in the morning hours and display the BIOS screen. It would also happen if the DCR was restarted by power cycle or DCR Driver initialization. This was corrected and now the DCR will not lock up with the BIOS screen displayed.
8. For Contactless PIN Bypass DCR transactions, the Enter key was not mapped to a correct key press event and the transaction was declined. This was corrected and is now mapped correctly.
9. If the EMV card was inserted when the Wayne DCR synchronization was in progress immediately after loading the idle screen, the card was clamped until it timed out. This was corrected and it will now be handled correctly.
10. When a Contactless VISA US DEBIT PIN was bypassed on a Gilbarco M5 DCR, the transaction was declined. The transaction is no longer declined.
11. After performing a Petro Suite Installation (PSI) or Auto Upgrade, occasionally, the Gilbarco DCR locked up at the Loading Secure Prompts message. The DCR did not recover after performing a DCR Driver initialization. the Gilbarco DCR no longer locks up after a Petro Suite Installation (PSI) or Auto Upgrade.
12. Occasionally, the DCRs lost communication with the POS and displayed poll errors. The customer was able prepay inside, but the sale came due after pumping gas. The cashier needed to press the pump number for it to complete. The DCRs no longer lose communication.
13. The DCR was displaying "Cannot" instead of the "Cannot buy product on pump" message when none of the fuel grades were allowed to be purchased with a WEX card. The DCR now displays the "Cannot buy product on pump" message.
14. When a Chip Card was inserted by user after selecting the Rewards option from the idle screen or during Loyalty after payment, it caused the termination of the transaction without any message for the user. For the Loyalty after payment, the card was clamped in the Wayne DCR. These two issues were corrected.
15. Verifone Secure PumpPAY CRIND remained at "Remove Card" after the EMV payment card was removed. This was corrected.
16. When a site auto upgraded to Base 53.27.00, serial connected Gilbarco DCRs were not loading. This was corrected.

EPS System

1. The PIN pad displayed "Show card to the cashier" message after the approval message for a credit transaction. This was corrected and now the "Show card to the cashier" message will not display.
2. On core EPS, the MID, TID, and CAIDs (Card Acceptor Identification) were printing on all indoor and outdoor receipts. They are now all masked on the receipts.
3. When the EPS restarted, the PIN pad was taking approximately five minutes to get into the swipe ready mode due to the PIN pad update process at

startup. This was corrected and only the MX 900 Series PINpad will be updated.

4. After performing a cash transaction, the PIN pad displayed waiting for cashier message and then the next transaction failed. This was corrected and the next transaction will proceed as expected.
5. Trigger pull functionality was failing. Trigger Pull is now successful.
6. Contactless Visa was not prompting for PIN on 9F6C tag and the transaction went to the host. The card now prompt for PIN.
7. When swipe ahead was disabled and EMV initialization was completed on login, the PIN pad displayed a blank screen or "EMV configuration in progress" message displayed based on some EMV configurations. These were corrected.
8. Sites were having issues with batches being out of balance. The POS was sending up an additional completion with the batch that the host was not capturing, on both the initial and retransmitted batches and therefore causing out of balance batches. This was corrected and now they are not out of balance.
9. When the Verifone Commander was connected to a Third Party POS and had the correct time with NTP server time, the POS time was off by two minutes even though NTP was enabled and the time sync was set to POS. This was corrected and now the Verifone Commander will sync the time with the POS.
10. The system was not restricting certain product codes when a Fleetcor card was used. This was corrected and now these product codes will not be allowed.
11. When the customer swiped the card and the system read the MSR data, the PIN pad was not prompting to insert the EMV card. The system now prompts to insert the EMV card.

Food Service

On a Mobile Food Order, the POS locked up and required a reboot to clear when an unassigned key was pressed along with input. This was corrected.

Loyalty

1. Loyalty transactions were failing to send a finalized request. This was corrected and the finalized request is now sent.
2. The PIN pad was not prompting to enter Loyalty ID number in a swipe ahead transaction after pressing Alternate ID button. This was corrected.

NBS FEP

Mastercard Contact and Contactless transaction were displaying codec and format errors. This was corrected and the errors no longer occur.

POS System

1. When trying to enter a name, the space bar was not enabled on the keyboard. It prevented inserting spaces between words. This was corrected and the space bar is now enabled.
2. T-Logs were not displaying loyalty information for Barcode and Alternate ID cards. This was corrected and now the T-Logs display the information.
3. When Electronic Fuel Price Sign communications were first established, they would stop communicating shortly afterwards. They will now continue to communicate after being established.
4. When a Free POP transaction was selected from the Reprint Window, the receipt was blank in the preview section. This was corrected.
5. Momentarily, the Verifone Commander configured for fuel displayed the "Call HD X-###" error message along with other various characters. After a short period of time, the error was replaced by "System OK". The error is no longer displayed.
6. Occasionally, if a site with Base 52.16 and higher software that wasn't upgraded frequently to newer versions, the Auto Upgrade would sometimes fail due to large amounts of data on the system during the backing up process. This was corrected and additional time has been added to the back up process.
7. The site asset data was incorrectly handled even though the device details were mentioned correctly. This was corrected and now the site asset data is handled correctly.
8. After logging into Verifone Configuration Client and viewing Site Asset Data at Reports > Site Asset Data, the "POS Terminals" tab was not populated with any data or items. This was corrected.
9. An email with the One-Time Password (OTP) was not received after it was generated in Verifone Configuration Client. This was correct and now the user is receiving the email.

Reports

1. For Conexus 2.0 transactions, the Mobile Settlement Request was not sent to the Mobile Host for Month and Year Close Reports. The Mobile Settlement Request will now be sent.
2. Site was unable to close the Daily Report unless all of the pending transactions were cleared. This was corrected.

Sales

1. POS Reprint was printing the receipt incorrectly when a Free POP Award or AutoGen POP Code was involved. It now prints correctly.
2. When a multiple manual percent discounts were applied on sub-items, they were not calculated correctly. This was corrected.

3. The CSR Function was displayed instead of Error Correct when a claim was made using the Fuel Pump key. This was corrected and the Error Correct key will be displayed.
4. When Rest in Gas was pressed and any amount lesser than the price of the PLU was entered, insufficient amount error was not displayed on the POS, instead of accepting the value which was entered. This was corrected and now Insufficient amount error displays on the POS.
5. Verifone Topaz locked up when Rest In Gas amount was keyed in using the physical keyboard. The Verifone Topaz will no longer lock up.
6. A Verifone Commander on Base 53.03 using the EF Variant was unable to tender a prepay overrun. This was corrected and site is now able to tender prepay overruns.
7. On Refund transactions with manual EBT MOP, the POS auto-fills the MOP amount to the full refund amount including tax. On the receipt, it displays the Tax Credit as "change due." This was corrected and the Tax Credit will now display correctly.
8. For the Manual Fuel department transaction, the word "Sale" was missing from the message overlay and receipt. The word "Sale" will now be included.
9. The partial DOB entry was processed as amount due for payment when customer scanned their Driver's License and cashier was in the middle of DOB entry. The amount due will now be processed correctly.

New In Previous Release: 2.03.27

ENHANCEMENTS

Verifone C18 Self Checkout

1. Fuel prepay transactions are now supported in the Verifone C18 Self Checkout. The customer will press the Fuel Prepay button. They will be prompted for a pump number and then the dollar amount or volume. The fuel panel on the POS register will be updated according to fuel prepay. The fuel prepay can't be suspended. The "Pay at counter" button will not be displayed when prepay item is in the transaction and cashier help is requested.
2. A system configuration property "allow.sco.prepay" has been added for Verifone C18 Self Checkout Fuel Prepay and will default to "no". When changing property value, the update can be applied at Verifone Configuration Client > Tools > Refresh Configuration or by logging out and in without reboot.

POS System

1. There were performance improvements on the Daily Message functionality.
2. Performance improvements have been made on the POS Express Panel.
3. The RubyCi startup performance was improved.

Sales

Performance improvements have been made to fuel transactions when reserving a dispenser.

RESOLUTIONS

Verifone C18 Self Checkout

1. The following Verifone C18 Self Checkout issues were corrected:
 - Movable Numeric Keypad was not retaining its last location after being canceled.
 - When performing a Price Check with ID Check, the screen was locking up on the age restricted message overlay.
 - Numeric Keypad was hidden or dismissed upon ringing up a PLU from the Welcome Screen.

2. The Operator Display was not clearing the detail after a void ticket transaction on the Verifone C18 Self Checkout. It will now clear the detail.
3. When using the Order Screen Lookup on Verifone C18 Self Checkout, the button text was missing and other configurations were not displayed. Also, when selecting Order Screen Lookup, an IO exception error was displayed. These were corrected.

Verifone Configuration Client

After an auto upgrade, the Fuel Products and Fuel Positions may have been unavailable in Verifone Configuration Client. This was corrected and now they are available after an auto upgrade.

Dispensers

1. Commercial fleet cards were allowed on a non-commercial regular fuel dispenser when indoor prepay sale with amount was tendered. This was corrected and now they will only be allowed on commercial dispensers.
2. Commercial Fleet Prepay option was enabled on the POS Fuel Panel View even though it was disabled in Fuel Position Configuration. It will now be disabled on the POS Fuel Panel View when disabled in Fuel Position Configuration.

Dispenser Card Readers

1. On Wayne DCRs, after a transaction completion, the idle screen refreshed twice and if a card was inserted during the refresh, it remained clamped until a DCR Initialization or reboot was performed. This was corrected and now the card will not remain clamped if inserted during DCR screen refreshes.
2. "Chip Read Failed, Pay Inside" displayed for one second and then "Declined" was displayed. The failure message will now display for three seconds.
3. Intermittently on Wayne DCRs, there was a long delay after the remove card prompt on EMV contact transactions. This was corrected.
4. Intermittently on Wayne DCRs, when the card was inserted to begin an EMV transaction, it remained clamped until a DCR initialization was performed. The DCR will now release the card when the read process is complete.
5. Intermittently on Wayne DCRs, there were card clamping issues when handling Quick Swipe transactions. These issues were corrected.
6. The following Commercial Fleet card issues were corrected:
 - Refunds were not printing a signature line on the receipt.
 - When the host was down, a failure message was not displayed to the cashier during Fleetcheck MOP transaction.
 - Commercial Fleet card transactions were not printing a signature line.

7. When the product restriction was enabled for car wash and the EPS was not sending it to the POS in card preauthorization, the DCR still prompted for car wash for Visa Fleet cards. This was corrected and the DCR will not prompt for car wash when restricted.
8. Dispensers were not coming out of pump stop in the morning when the site opened for business. When the dispensers were re-authorized at the POS, they appeared to be ready, but the DCR displayed "Pump Stopped". This was corrected and now the dispensers will be ready to fuel.
9. On a Wayne DCR, while performing chip card transaction, if the card was removed the moment EMV processing was complete and before the remove card was displayed, The Verifone Commander Fuel system was unable to clear the remove card prompt after it was displayed. This was corrected.
10. Wayne Anthem DCRs were locking up during an EMV Quick Swipe. This was corrected.

EPS System

1. The card price tier settings were not stored during an Auto Upgrade to 53.27.02. They are now stored during an auto upgrade from Base 53.27.02 or higher to a later version.
2. There was an issue where the system was experiencing high CPU usage for a long period of time. This issue was corrected with FEP State Indexing.
3. When the POS or Verifone Self Checkout logged into the EPS with swipe ahead disabled, it appeared the PIN pad diagnostics was not starting as part of the POS login. This diagnostics happened only as part of the first transaction from the Verifone Self Checkout. This caused an EMV initialization issue before running any transaction on Verifone Self Checkout after cashier logged into it.
4. On Verifone Self Checkout, when selecting and scanning the barcode secondary loyalty on Verifone ViperPAY, it resulted in an error and the discount was not applied. Upon scanning the loyalty barcode, card will now be accepted and discount will be applied.
5. When a common global MasterCard was inserted, the DCR prompted for Debit MasterCard and US Debit instead of PIN bypass. This was corrected.

InComm FEP

Incomm Gift Card Activate was prompting to swipe the card on the POS. It should be prompting at the PIN pad. This was corrected and now it prompts at the PIN pad.

Loyalty

1. If a user added a loyalty card to the Loyalty Card Configuration with a Card Table index longer than eight characters and configured only the manual entry parameter, the entry created had an '_M' appended to the name in the Loyalty

Card Configuration list. When attempting to edit or remove the card, it resulted in an error that the field was too long due to the ‘_M’ value. The maximum length has been changed to allow for the ‘_M’ value.

2. When Alternate ID was enabled, the MX 915 PIN pad displayed the Loyalty ID prompt at the top of the screen and Loyalty button was missing, but instead “Label1” was displayed. Also, the “Welcome to Our Store” message was missing. These issues were corrected and the button and message are now displayed.
3. Swipe ahead was not prompting for Loyalty ID. The PIN pad continued to display the Welcome Screen. The PIN pad now prompts for the Loyalty ID.
4. With loyalty outside and payment inside, the transaction was declined at the DCR. This was corrected.

Mobile

A Back Office update to the Verifone Commander was corrupting the Mobile Configuration file. This was corrected.

NBS FEP

Preauthorization was declined by the host for fuel-only WEX cards for the sites that were configured for Car Wash. The system was sending restricted products in the preauthorization request for WEX cards. This was corrected and the system will not send restricted product information in the request.

POS System

1. Period sequence numbers were inconsistent in tranSet entries. This was causing confusion for back office software.
2. The On-Screen Numeric Keypad back button was clearing all the entered digits instead of last digit alone. It will now only clear the last digit.

Reports

1. Decimal point was disappearing when entering drawer amounts in Print Cashier Reports. This was corrected.
2. There was a reporting discrepancy in the Fueling Point Hose Report when there was a fuel sequence number rollover. It will now increment correctly.
3. Mobile Settlement Report was not being sent to the host for the Close Monthly and Close Yearly Reports. It is now sent with those reports.

Sales

1. When the In-House MOP was used in a prepay, the user was unable to clear an underrun using it. The the In-House MOP key would only beep. This was corrected.
2. The following POS issues were corrected:
 - Intermittently, “Reprint not possible” message overlay displayed upon selecting Reprint
 - When navigating through the <Ticket Print> keyboard from last item, the reprint window was dismissed
 - Numeric keypad icon was enabled on the express panel when reprint window was displayed
 - When using Reprint, the index numbers were inconsistent
 - Intermittently, the user was unable to select the reprint line item upon touch
 - Keyboard navigation was not working on select till window
 - During Receipt Reprint, there was a mismatch between selected receipt and the previewed receipt while scrolling
 - Receipt Preview was empty for suspended transactions
3. When there was a prepay transaction in progress at the same time as a EMV initialization, it caused the prepay limit to be the same as the previous transaction. The current preset amount will now be honored for the pay inside transaction.
4. The signature capture verification overlay message was incorrectly displayed on the POS screen for the cashier to verify and confirm the signature. A complete progress bar was covering up the signature. This was corrected and now the captured signature from the PIN pad with the confirm and cancel buttons displays for the cashier to confirm it.

New In Previous Release: 2.03.25

ENHANCEMENTS

Verifone C18 Self Checkout

1. The App Selector is now supported on the Verifone C18 POS. This feature allows the POS to switch from Cashier Mode to Self Checkout by pressing the blue icon on the idle page. After pressing the icon, the POS displays Point of Sales mode or Self Checkout mode. After selecting Verifone Self Checkout and the application transitions, the C18 screen can be rotated to the Customer

side. Also, the cashier can flip the screen and self checkout application will start automatically. There is no need to use app selector blue icon.

2. Verifone Self Checkout Monitoring is an enhancement that includes an integrated monitoring mechanism between POS and C-18 SCO at the store in order to offer assistance to customers when required.

Dispenser Card Readers

1. All available Wayne version and status information will now be logged for tracking and analysis.
2. Charitable Donations is now supported at the DCR.
3. DCR soft keys are now shaded and aligned in a way so that the user knows that it is a touchscreen for input.

NBS FEP

The Quick Chip setting for VISA in Verifone Configuration Client > Payment Controller > EPS Global Configuration is now Read Only.

POS System

System Information will now be sent in the Site Assets for Verifone Commander and POS.

Sales

Performance improvements were made to the input, review, and message overlays on the Verifone POS and Self Checkout.

RESOLUTIONS

Verifone C18 Self Checkout

1. On Verifone C18 Self Check Out, the Screen Configuration was not backed up and restored after an Auto Upgrade. it will now be backed up and restored after an Auto Upgrade.
2. On Verifone C18 Self Checkout, the Cashier, Register, and Drawer details were printed in receipt footer for declined EMV transactions. These details are no longer printed.
3. On Verifone C18 Self Checkout, Exit (X) icon on the Express Panel was enabled and functional when the ID Check prompt was present. The Exit (X) icon will now be disabled at the ID Check prompt.

4. On Verifone C18 Self Checkout, Numeric Keypad keys were grayed out after Inactivity Timer ended when there was no response to the ID Check prompt. Number keys will be enabled and allowed to key in any numbers.
5. On Verifone C18 Self Checkout and in Cashier Mode, Trigger Pull Failure overlay message was not displayed. The message now displays.
6. On Verifone C18 Self Checkout, after the cashier was called by the customer for an age restricted item and when the cashier logged into Cashier Mode, the Age restricted item category screen was not displayed for the cashier or the system will block access to the CSR Functions. These issues were corrected.
7. On Self Checkout and in Cashier Mode, when entering data for ID Check items and pressing OK, cancelling PIN pad session message overlay was displayed. The cancelling PIN pad session message overlay should not be displayed for providing data to ID check.

Dispenser Card Readers

1. When a chip card was inserted in the DCR following a loyalty card mag-stripe read and before the CRIND displayed the "PAY HERE Y/N?" prompt, it appeared that there was an attempt to read the chip card, but then it failed and then the DCR displayed "Please See Cashier". The transaction proceeds as normal operation.
2. The following Commercial Fleet issues were corrected:
 - Gilbarco M7 10" DCR displayed as "Enter License Number." This was changed to "Enter License Plate Number."
 - Store and Forward transactions were not printing prompts. The prompts will now print on the receipts.
 - If authorization amount was greater than Stand-In limit, the transaction failed. The lower of the two amounts will now be used as the authorization amount.
 - After prepaying for fuel inside with an EMV card and then completing the sale outside, the final receipt printed at the pump had a signature line on the bottom. The signature line is now removed.
 - If the transaction had only merchandise and no fuel, the DCR was not displaying "See Cashier." It went back to the idle screen. The DCR now displays "See Cashier."
 - Duplicate records displayed in the Receipt Reprint Transaction List when more than one transaction has the same Transaction Time value. This was corrected.
 - When the cashier entered amounts for purchase or refund, only asterisks displayed. Amounts are now displayed.
 - Commercial transactions were not deleted after a Period Close. They are now deleted.

- “Enter Vehicle Number was displayed instead of “Enter License Number” on the DCR. This was corrected.
3. When a chip card was inserted in the card reader following a loyalty card mag-stripe read and before the DCR displayed the “PAY HERE Y/N?” screen, it appeared there was an attempt to read the chip card, but then it failed and displayed “Please See Cashier”. The transaction will now complete.
 4. When cancelling chip card transactions at the PIN Prompt Screen, the DCR displayed “Transaction Declined” instead of “Transaction Cancelled”. When cancelling MSR transactions at the PIN Prompt Screen, the DCR displayed “Transaction Cancelled”, but then 2-3 seconds after, it displayed “Required Input was not entered” instead of going to idle screen. These transactions will now display the correct messages.
 5. After the dispensers were at the idle screen, an initial EMV Initialization caused the Wayne ixPay dispensers to reboot. When they returned to the idle screens and a second EMV Initialization was performed, the dispensers worked as expected. This was corrected.
 6. When a DCR card transaction was rejected by the host, the next mobile transaction failed. This was corrected.
 7. After a DCR Initialization, the Gilbarco M5 and M7 DCRs displayed “Loading Secure Prompts” in an endless loop.
 8. In some cases, fuel and DCRs were out of sync if a prepay was in progress and there was an EMV Initialization at the same time. This was corrected and now the prepay will complete first before the EMV Initialization starts.
 9. The DCR was allowing two retries for the customer when an invalid membership ID was used. However, the message “Invalid POP member ID. Please Re-try” was displayed on the third attempt too. The Member ID accepted or rejected message was not displayed to customer, but the POP Member ID discount was applied and details were printed on the receipt. A message has been added that notifies the customer that maximum retry limit was reached/exceeded after third invalid attempt of membership ID.

EPS System

1. Dealer Information was not sent in the POS Configuration Update, because it was not saved after the Auto Upgrade. It is now saved.
2. WEX DCR prompt for data was not updated after an Auto Upgrade from an older base. Prompt for data is now updated.

Loyalty

1. With multiple loyalty programs configured, the second loyalty card was failing after swiping the payment card and the first loyalty card. The second loyalty card no longer fails.
2. At the loyalty card swipe prompt and if the user swiped an invalid loyalty card, the card swipe prompt on the PIN pad was displayed indefinitely.

3. Swipe Loyalty card prompt was not displayed if there was a card read error. Swipe Loyalty card prompt now displays.
4. There were frequent "EPS IS BUSY" messages following the prompt to swipe loyalty card giving the impression of a PIN pad lockup. This was corrected.
5. When there was an invalid manual entry for loyalty, the customer had to press the cancel button several times to exit the loyalty prompt. This was corrected.
6. There was a Ticket Level Discount mismatch in the Loyalty Approval Report. Ticket Level Discount values will now be updated correctly as per the transactions.

NBS FEP

When chip enabled Voyager EMV card was swiped on an indoor terminal, the transaction was processed as Fallback and approved. The POS will now prompt to insert card before proceeding with the transaction.

POS System

1. An incorrect Workstation ID for Car Wash was sent in the Card Service Request from the Verifone Commander. the correct Workstation ID is now sent.
2. Journal Browser drop down menu was not filtering when asked to sort. The Journal Browser is now filtering the sort request.
3. Fuel Grade Sales Volume Total was incorrect in the T-Log when there was a Manual Fuel Department Refund. This was corrected.
4. There was an issue with the CDM Agent that was causing dispensers to go offline a few times during the day. These issues were corrected.
5. When inputting values the EMV Configuration at Payment Controller > EPS Configuration > EPS Global Configuration, the screen input keyboard did not display on the POS. The screen input keyboard now displays.
6. When the cashier scanned a merchandise item with age verification followed with fuel to the transaction, and then added another merchandise item with age verification, it failed and displayed "Customer Cannot Purchase This Item E1141: Purch. Not Allowed". The second age verification item can now be added without failure.

Reports

1. Total Sales value under Combo Deals was missing the second decimal value and the Mix & Match Deals section Total Sales value was not rounded properly. The totals in the Deal report now display correctly.
2. The POP Discount Definition Report and the POP Discount Program Report totals were incorrect when they included multi-grade or multiple product transactions. The totals are now correct.

Sales

1. POP Discount Stacking on a single or multiple multi grade fuel item line when item based, payment based, membership based, or POP Discount stacked on same prepay or post pay fuel Indoor and outdoor, it was not working. It is now working correctly.
2. Cashier was unable to approve the fuel transaction using detailed view on utility panel. The fuel detailed view prompt now displays and the cashier is able to approve the dispenser.
3. The following POS issues were corrected:
 - Invalid department error message on accessing Gift Card Activation functional Key.
 - Gift card activation overlay was not dismissing after activating the card.
 - Unable to activate Gift Cards.
 - All Fields and labels were not displayed in Spanish on the Touch Screen Configuration page.

New In Previous Release: 2.03.22

ENHANCEMENTS

Verifone C18 Self Checkout

1. Whenever the customer clicks Call Cashier on the Verifone C18 Self Checkout, the event will be journaled.
2. On Verifone C18 Self Checkout, when the customer answered Yes to the Reward Customer prompt, selected Alt ID option and then entered the Loyalty PAN number on the PIN pad, an error message was not displayed. Manual entry of the Loyalty PAN number is not allowed. An error message will now display.
3. The Verifone C18 Self Checkout “?” Help icon has been changed to “Help” in the upper right-hand corner of the screen.
4. Age restricted items are now supported on Verifone C18 Self Checkout. If an item is flagged for age restriction, the Verifone C18 Self Checkout will display “Age Restricted Item. You can call the cashier or get the receipt and finish with a cashier at the counter.” Below the message, the buttons “Pay at Counter” and “Call Cashier” are displayed below the message.
5. Verifone C18 Self Checkout performance has been improved when retrieving images from the Verifone Commander.

6. Swipe Ahead will now be disabled when the Verifone C18 is in Self Checkout Mode and enabled in Cashier Mode. Also, the “Pay Now” button has been renamed to “Checkout.”

Dispenser Card Readers

1. The PIN Bypass option requirement has been added on PIN entry screens for EMV Contactless.
2. NFC Mode will default to MSD contactless for sites previously having RFID enabled set to true regardless of the EMV enabled.
3. Bennett and Invenco DCRs display sizes are now supported. DCR Position Parameters have been updated in Verifone Configuration Client for display size options.
4. The user now has the ability to log into Verifone Configuration Client > Forecourt > DCR Configuration and change DCR Position. Also, various RFID Modes such as Contactless, Contactless MSD, and Contactless EMV can be configured.
5. Wayne 5" DCR screen text now has a bold font.

EPS System

1. Sites can now configure their active loyalty programs to support Apple Pay VAS (Value Added Services) for loyalty entry. Customers can take advantage of the site's loyalty programs when paying with an Apple Pay device that has been configured with loyalty passes. Also, the site can send configured Loyalty program Pass IDs to the Apple Pay enabled PIN Pad. This will allow the PIN pad to accept loyalty entered via the customer's mobile wallet. This benefits the customer of not having to carry separate loyalty cards or enter Alternate IDs to access their loyalty awards.
2. Apple VAS (Value Added Services) will now have Spanish translation support.
3. The system was generating inconsistent messages when an EMV card was inserted at a DCR that contained soft keys for Debit or Credit on the DCR screen. The customer was selecting one option and then doing something else. The transaction flows have been enhanced to eliminate the inconsistent messages sent to the host.
4. The payment system has been optimized to process the Day Close when a site has a large number of fueling positions so that they can operate business as usual.
5. In Core EPS, if there is a card table match with a FEP that is disabled, the card will be declined.
6. On Automated Fuel Dispenser EMV Contactless transactions, No CVM will be supported on all Mastercard AIDs for transactions above the CVM Limit.

Food Service

Support was added to KDS without iOrder. Currently, sites that are using KDS, must have an iOrder. This enhancement is for sites with limited counter space where they would like to use KDS, but don't have the need for an iOrder. This is for sites taking a lot of phone orders or delivery orders. Now, they can use KDS without iOrder.

Loyalty

1. When the loyalty host sends a message, the system displays them sequentially. Now, they will be displayed at the same time if the target device of these messages are different so that the wait time is limited.
2. The site is now able to control what loyalty programs display inside, outside, or both. This enhancement is configurable for each PCATS FEP at Verifone Configuration Client > Payment Controller > EPS Configuration.

Mobile

Transaction Date and Time will now be added to the Mobile Terminal Batch Detail Report.

NBS FEP

1. WEX and Voyager EMV Tag 57 is now supported.
2. Support for contactless transactions will continue at the dispenser using Mag-Stripe data when EMV contactless is not enabled, so that the site can accept contactless transactions with "EMV Contact only" enabled AFD terminal.

POS System

The application performance speed has been enhanced.

Proprietary Fleet

1. For Proprietary Fleet cards, the authorization will allow decimal amounts instead of whole dollar amounts.
2. For Proprietary Fleet cards, the reference number will now be sent by the EPS to POS in the IFSF response.

Sales

1. The system now has the ability for cashiers to enter a partial amount for network cards instead of letting the payment network response reduce to zero and move to next the MOP.
2. The Cashier Login ID can now be changed to an Employee Number by enabling it at Verifone Configuration Client > Store Operations > Sales

Configuration > Sales Parameters > Employee Number Login. The feature does not allow duplicates. If attempted, a message “Employee number already used: [1234]” displays.

3. The ID Check Required prompt has been changed to “Must be born on or before MM/DD/YY.”

RESOLUTIONS

Verifone C18 Self Checkout

1. If two users have the same security level on Verifone C18 Self Checkout, the previous user was logged in the journal instead of the current one when helping a customer using cashier override. The correct user is now logged in the journal.
2. If a user entered a “CSR Func” menu and then exited, only the exit was logged. The Enter entry is now logged.
3. If a transaction was suspended by a cashier who did not open the Verifone Self Checkout, the suspended transaction was recorded in the log for the cashier who opened it. The correct cashier will now be recorded in the log.
4. When selecting any items from the lookup screen or hot item screen, the Verifone Self Checkout gave a beep sound and the item was not added to the sale. Items will now be added to the sale.
5. After pressing MOP on Verifone C18 Self Checkout, the PIN pad was not moving from the loyalty screen to swipe ahead if there was no loyalty selection. Also, the Print Receipt was not displayed upon completion. The PIN pad will now move to swipe ahead and Print Receipt will be displayed.
6. The current receipt footer has till, drawer, and cashier numbers. These are not relevant for Verifone Self Checkout. They were removed. Also, the last digit was missing on the Transaction ID. The last digit is now included.
7. When the customer selected Credit, Cancel and then Help, the message “Cashier will help you shortly” appeared followed by the message “CREDIT failure” on top until the POS is rebooted. The “Credit Failure” message will now stay hidden and the current message will remain.
8. When composite Items received a loyalty discount, the discount amount was misaligned on the receipt panel causing confusion to the cashier due to the amounts on the far right not adding up. The discount information line will now be in alignment on the receipt panel as it is printed on the receipt.
9. After entering items and pressing “Checkout”, the application was not exiting Cashier Mode. The application will now exit from Cashier Mode.
10. The following messages were missing from the POS:
 - Card already in use
 - Attendant not active

- Unable to store Attendant information
These messages were added.
11. After the customer added items on Verifone C18 Self Checkout and then pressed Pay Now, the transaction would get stuck at Select Payment Method screen until the Session Time out. The Verifone C18 Self Checkout will now continue and complete the transaction.
 12. The following Verifone C18 Self Checkout issues were corrected:
 - Up Sale alert prompt was not dismissing after end session of inactivity time.
 - During Up Sale, the alert message title was not displaying in bold and alignment of message was incorrect.
 - Under Rule manager, the ID check prompt was displaying in Customer Mode when ID check action was enabled for PLU.
 - During Up Sale, the Cancel/OK button on alert prompt was different in size.
 13. Verifone C18 Self Checkout Receipt window was not cleared after completed transaction. The panel will now clear.
 14. Operator Display Panel was not displaying the details of a zero dollar sale after going to order screen without adding any item. The details of the transaction will now display.
 15. Operator Display Panel was flickering when adding items to the receipt. The flickering has been fixed.
 16. On the Verifone C18 Self Checkout Reprint panel, the fuel amount was displayed incorrectly when a fuel tax was added to the sale along with a POP Discount. The fuel amount will now display correctly.
 17. Verifone C18 Self Checkout screen locked up after clicking on the Checkout button after an automatic void sale. The Verifone C18 Self Checkout screen no longer locks up.

Verifone Configuration Client

1. In Verifone Configuration Client, the message displayed OTP (One-Time Password) was generated but it did not display on the Verifone Commander. The message will not display if the OTP is not generated on the Verifone Commander.
2. Item Selection values for Function Type were not displayed correctly at Verifone Configuration Client > Touch screen > Panel Configuration > Click on Add button and then choose any key choose Type as Function. Item selection values for Function Type will now load properly.

Dispensers

The fuel system controller was interpreting '00' length for EMV tag (5F34) as value and sending it to the EPS. It will no longer send the tag to the EPS.

Dispenser Card Readers

1. The Gilbarco M7 DCR locked up with the "Remove Card" prompt until it timed out. The DCR will no longer lock up.
2. DCR soft keys were not shaded in boxes and it made the customer unaware to press the button. The DCR soft keys are now shaded.
3. DCR transaction Receipt was not printing after fueling when the POS lost communication with the EPS. The receipt will now print when the POS to EPS is offline.
4. A card was clamped and the customer was unable to remove if they inserted the card during the reward program's "Pay Now" screen without selecting any options. The customer will be able to remove the card.
5. The POS ticket window and receipt widget displayed incorrect amounts for the subitems after the discounts were applied. The POS ticket window and receipt widget will now display the correct amounts.
6. When a Wayne iX Pay 1 DCR did not fully clamp the EMV card as expected, it allowed the customer to remove card (quick swipe) and caused flow issues. The system will now detect quick swipe when the customer removes the chip card during the "Please Do not remove card" prompt. The DCR will display a warning message "Please Read! Your card has a security chip, Do not remove until prompted, Wait to reinsert" and it will also prompt for "Please Remove Card" with beeper sound if card is detected in the Reader while warning message is displayed.
7. For MSD Contactless transactions, the DCR reader made an audible beep but the idle screen remained. The transaction will now proceed.
8. When the MSD configuration was sent as part of the DCR Initialization, the reader did not apply the configuration sent in the first attempt. This will now be applied.
9. When the POS terminals were shutdown when the site closed and then powered up in the morning, the POS locked up with the "Starting up, Please Wait" message. This was caused by the DCRs in a looping state. The POS will now launch successfully and the login page will display.
10. At the Wayne DCRs, Hybrid loyalty cards were not being processed for loyalty rewards. They are now processed.
11. Commercial Fleet transactions were not prompting correctly. They now prompt correctly.
12. After prepaying for Commercial Fleet fuel transaction inside with a Mastercard EMV card and completing the sale outside, the final receipt printed at the DCR had a signature line on the bottom. The signature line will not print on the DCR receipt.

13. When performing a Commercial Fleet transaction at the DCR, the display prompts "Enter Data." The DCR will now prompt "Enter Vehicle Number."
14. Fuel Only Fleet cards were prompting for car wash. These card are now restricted to fuel only.
15. There were intermittent clamping issues observed in Wayne DCRs. These issues were corrected.
16. Card was clamped at the reader when an EMV Contactless card was tapped and then inserted immediately. The card will not be clamped.
17. On a Wayne DCR, the card would get stuck if it was inserted at the same time of a DCR initialization. The card remained clamped in the reader, but it was released after the DCR initialization was completed. The card will no longer get stuck.
18. DCR was not displaying any message after the card was tapped and before the transaction was approved. The DCR will now display that the transaction is processing.

EPS System

1. WEX outside transactions were not prompting for data. They now prompt for data.
2. The EPS processed Contactless ICC cards even though the EMV Configuration was set to Contact after an Auto Upgrade. The PMC will now process cards as Contact if configured after an Auto Upgrade.
3. RCI scheduler stopped checking in to the host hourly. RCI scheduler now checks in.
4. When Authorization on Total and Loyalty were enabled, EBT swipe ahead transaction was performed, "No" was pressed at the Rewards Y/N prompt, and then Total with Credit MOP were pressed, it resulted in an "Invalid PIN Block" error message. The error message will no longer display.
5. The PIN pad was displaying declined messages for approved transactions. This was an intermittent issue during the first few transactions after an Auto Upgrade. The messages will no longer display as declined.
6. When AUX network transactions failed, they were not sent back to the POS for handling, but instead the VIPER was returning a declined message resulting in a failure/inability to handle as an AUX network transaction. The AUX network transactions will now be sent back to the POS for handling.
7. After an EMV PDL was performed, the outside EMV became disabled. Outside EMV now remains enabled after EMV PDL.
8. Mastercard Fleet was not prompting with the matched track data instead of preferring Track 2 data. The system will now prompt with the matched track data.

9. An error occurred when processing Proprietary Fleet card transactions, because the Clerk ID was missing. The Proprietary Fleet card transactions will now process correctly without errors.
10. Previously, Product restriction Prompt was not displayed in Fleet card transactions. It was causing prepay transactions not to complete. This was corrected.
11. The refund process to deactivate an InComm card was not working as the "Swipe to Deactivate" prompt was not displayed on the PIN pad. The Refund process to deactivate an InComm card is now working correctly by displaying "Swipe to Deactivate" prompt on the PIN pad.

Loyalty

1. The Loyalty PPU Totals by Grade Report was double counting the Count and Volume. This report was including both entries for patron and VCMG in the counts and counting the volume twice. the counts are now correct.
2. Loyalty was not processed for a hybrid card for which entries were created in Verifone Configuration Client > Loyalty Card Type Configuration. It will now process.
3. When an optional discount was declined, the system tried to send a Cancel Redemption Message to the loyalty host. It waited 15 seconds for a response. The system no longer waits for a response.
4. When purchasing an invalid product using a Credit EMV card, the PIN pad cycled between processing and waiting on cashier. The PIN pad did not advance to the Loyalty I'm Done screen. The transaction will now continue to the Loyalty I'm Done screen.
5. Ticket Total displayed under Loyalty Programs in the Line Item Discount Detail Report was not calculated correctly, but the Ticket Total displayed under Summary Discounts for all Loyalty Hosts was calculated correctly. Ticket Total displayed under Loyalty Programs in the Line Item Discount Detail Report is now calculating correctly.
6. When the loyalty card was scanned followed by the Total key, and then Credit key, the transactions resulted in a Partial Failure. The loyalty transaction will now complete successfully.
7. When attempting to use a loyalty provider, the site could not connect after configuring the loyalty for TLS. Additional Entrust and Digitrust certificates were added so that the site can now connect to the loyalty provider.
8. When the loyalty host applied a discount on an order menu item, the POS did not send individual sub-items to the EPS and loyalty host. There was only one sale item with the parent item and the summary net amount of the composite item. This caused negative tax amounts and/or unit price issues. POS now sends the individual sub-items to the EPS and loyalty host.
9. When the loyalty card was scanned followed by the Total key, and then Credit key, the transactions resulted in a Partial Failure. The loyalty transaction will now complete successfully.

Mobile

1. In a Mobile loyalty transaction, the Loyalty Reward ID was zero for the POS ticket discount items. This was happening only when the system was using Verifone EPS as secondary EPS. Mobile will now pass Loyalty Reward ID whether loyalty discount is delivered from secondary EPS or primary.
2. During an outdoor mobile transaction, car wash was not prompted. It is now prompted in the transaction.

NBS FEP

1. Outdoor transactions were not honoring the Outdoor Dispenser Fueling Limit. The system will now honor the outside Dispenser Fueling Limit.
2. The Card Data Input Capability in Terminal Capabilities for Voyager and WEX outdoor was mentioned as 'E0' instead of '60'. This has been changed to '60'.
3. NBS Proprietary Fleet and Prepaid cards were failing to find a match in the card table. These cards will now find a proper match in the card table.
4. After a Day Close, the mail message was not sent to the Host. The mail message will now be sent after the Day Close.

POS System

1. POS was not sending certain Wayne dispenser information such as firmware and OS versions and model as part of the Site Asset Data to EPS. The information is now sent.
2. The user was unable to start pending forced auto upgrade remotely. The Auto Upgrade will now start remotely.
3. The Verifone Topaz was not displaying the fuel prices at CSR Func > Fuel Manager Menu > Fuel Price Configuration > Product > Prices. The Verifone Topaz now displays the fuel prices.
4. On the Receipt Preview List, occasionally, the user was unable to preview the second page of transactions or if the user was able to view and selected a transaction, the previous page of transactions were removed. The user is now able to preview the second page and the previous page will remain when a transaction is selected from the second page.

Sales

1. On Commercial Fleet transactions, advanced options filters were not working after selecting transaction from preview list. These advanced options filters are now working correctly.
2. On Commercial Fleet transactions, there was a prepay quantity limit rounding error in the T-Log. The transaction now rounds correctly.
3. On Commercial Fleet transactions, there was a host based discount issue with postpay mobile transactions. The host based discount issue was corrected.

4. At Item Level Loyalty Discount, the POS was adding the taxes for EBT Food Stamp in the amount to be paid with the second MOP for Non-Food Stamp items. The transaction went through for both EBT Food Stamp and second MOP, but the taxes were charged. Taxes will not be charged.
5. At Item Level Loyalty Discount, the POS was adding the taxes for EBT Food Stamp in the amount to be paid with the second MOP for Non-Food Stamp items. The transaction went through for both EBT Food Stamp and second MOP, but the taxes were charged. Taxes will not be charged.
6. The cashier was not logged out on inactivity timeout and it caused the POS to lock up. The cashier will now be logged out when the inactivity timeout timer expires.
7. During a refund transaction, the year "YY" was displayed on the next line in the "Enter Original Transaction Date MM/DD/YY" overlay. The MM/DD/YY will now fit onto a single line.
8. With Authorization on Total disabled, the sale was declined when the customer selected "No" at the Reward Customer Y/N prompt both inside and outside. The sale will not be canceled when declining Rewards.
9. Verifone M400 PIN pads were intermittently not displaying line items. It required a POS reboot before the line items were correctly displayed on the Verifone M400. The line items are now displayed without having to do a POS reboot.
10. Transactions were declined at the site where a transaction containing an item with fees was voided. Transactions are no longer declined if a transaction containing an item with fees is voided.
11. The Commercial Fleet attribute was present in the authorization for non-commercial fleet transactions. The Commercial Fleet attribute will not be present in non-commercial fleet transactions.
12. Stacked due sale disappeared on the POS after three transactions. Stacked due sales will not disappear.
13. The following Commercial Fleet Card issues were corrected:
 - On the POS, the unit price and network code were not populating in Preauthorization T-Log during prepay with PLU and/or department including a POP discount transaction
 - DCR receipt alignment issues for outdoor transactions
 - Enabling commercial setting at dispenser also enabled multi-grade prompting
 - Cashier Verify Signature was not allowing cashier to answer prompt when prompting for zero dollar sale
 - Gilbarco secure prompt LICN displayed Enter License Number instead of License Plate Number
 - No refund was received when clicking the "Help" button in case of prepay underrun

- Display Prompts alignment and timeout were out of order
14. When POS Configuration > Multiple Loyalty Discounts in Same Transaction was disabled and the customer swiped an invalid card, the customer Rewards prompt displayed more than once in some transactions. The prompt will now only display one time.
 15. The POS locked up while performing Till operations if the “Maximum Till Transaction Amount” value was set to “0.00”. The POS no longer locks up.
 16. On Commercial Fleet card transactions, the prompt data was not printed on the receipts. The prompt data will now print on the receipts.
 17. On Commercial Fleet card transactions, the outside AID standin limits were not restored after an Auto Upgrade. They are now restored.
 18. The system was automatically selecting the “Unused” fuel product code for outdoor and prepay fuel transactions. The system will now select the correct configured fuel product.
 19. When an item is present in multiple combos and then adding it to a sales ticket, there was a noticeable delay for the item addition. Now, the item will get added immediately without delay.
 20. If a Price Per Gallon discount and a line item discount and then fueling was completed, the Price Per Gallon discount was doubled when checking if the new discount could be applied. This could cause some valid discounts to be rejected. The Price Per Gallon discount will no longer be doubled.
 21. Cashier was unable to approve the fuel transaction on Show Fuel panel. The fuel detailed view prompt now displays and the cashier is able to approve the pump using Approve or Restart button.
 22. On the POS User Panel, Parked menu panel was not swiping on the sales screen and on the utility panel, the fuel button touch actions were not working. The Parked menu and fuel buttons are now working correctly.
 23. The POS locked up after pressing “OK” on the Safe Drop overlay for a zero amount. The safe drop input overlay will now stay until a valid input is provided and then complete the transaction.

New In Previous Release: 2.03.13

ENHANCEMENTS

Verifone C18 Self Checkout

1. Verifone Self Checkout is now supported on the Verifone C18 POS.
2. Menu items can be added from configured Expanded, Multi-Select, Ruby, or Parked menus for Verifone C18 Self Checkout.
3. Configured MOP buttons can be chosen by the customer when they press “Pay Now” on the order screen for Verifone C18 Self Checkout.
4. Support has been added for Menu Chain and Order Menu on Verifone C18 Self Checkout.
5. The customer will be directed to use payment terminal to complete transaction on Verifone C18 Self Checkout.
6. Verifone C18 Self Checkout item buttons now display prices on the screen if “Display Lookup Item prices” are set on Self Checkout global configuration.
7. Cashiers can now access express panel via Employee Functions when transaction is in progress so that they can help customer to complete their transaction on Verifone C18 Self Checkout.
8. Images are now allowed to be assigned to Menu items in Menu Key Configuration on Verifone C18 Self Checkout.
9. Customer can ask for help at anytime during the transaction on Verifone C18 Self Checkout.
10. Only Network MOPs are allowed to be configured for Verifone C18 Self Checkout.
11. Support has been added to Verifone Configuration Client for assigning images to Menu Items in Menu Key Configuration.
12. The Verifone Self Checkout application will now go back to the welcome screen if there is no interaction from the customer and there is no item in the ticket.
13. Quantity is now displayed on the item line in Cashier Mode on Verifone C18 Self Checkout.
14. The Verifone C18 screen saver will be disabled when the Verifone Self Checkout is in operation.

Dispenser Card Readers

1. A periodic beeper will now sound when the prompt to remove card is displayed on Wayne DCRs.
2. The display font on Wayne 5" DCR screens has been changed from standard weight Arial font to Tahoma Bold.
3. The Verifone Commander now has the ability to sell multiple grades of fuel in a single DCR or prepay transaction.

EPS System

1. The application was updated with the latest Contactless CVM limits to reflect the latest card brand recommendations.
2. Indoor Contactless EMV is now enabled by default.
3. Apple VAS (Value Added Service) RFID transactions are now supported with the Engage PIN pad software in core VIPER.
NOTE: Currently, VIPER does not support payment RFID transactions when EMV contactless is enabled.
4. The site can now see the current status of the EMV configurations for each of the Verifone ViperPAY or EVPAY PIN pads and to ensure they are successfully configured.
5. EMV initialization will only occur if there is an actual change in the EMV Configuration.
6. The EPS will now indicate it has received the loyalty RFID read from ApplePay VAS so that the PIN pad can proceed with the transaction.
7. EMV Chip card transaction will complete even if there is no response from the PIN pad for card removal.
8. For sites accepting EMV contactless transactions, the EPS now supports PIN Bypass for Contactless EMV transactions that have the Online PIN as the CVM.
9. When accepting Visa and Mastercard Fleet cards, the EPS will manage fleet prompting and product restrictions consistently and accurately based on the fleet specifications.
10. The prompt text "Enter Vehicle #" was changed to "Enter Vehicle Number" for Fleet card prompting.
11. Table downloads can now be performed at a specified time and are not affected by any other table updates in Update Manager.

Food Service

1. Loyalty companies include data for discounts on mobile food order tickets. This enhancement ensures discount information is correctly added to the

ticket so the total amount due for items matches the total paid. The loyalty totals will be updated to show these discounts.

2. Delivery Fees and Tips has been added to Food Service Mobile Ordering.

POS System

1. The user of the Verifone Petro Suite Installer (PSI) will now always have the ability to format the Hard Drive (HDD) even when it is found to be marked as in-use but not formatted.
2. The system performance was improved when the user presses the Total and MOP keys back-to-back on the PIN pad in a loyalty transaction. This eliminates the need for the cashier to press the MOP again.
3. The Integrated Customer Display is now supported on the Verifone C18.
4. "EPS PINPAD with Driver License/Membership" option has been added for Verifone Ruby2 and Topaz. With this configuration, POS sends a deactivate at the end of the transaction and will not enable it until the POS explicitly initiates loyalty or payment. The additional advantage is line item display will be available on the PIN pad even when a loyalty ALT ID is used.

Sales

Processing improvements have been made to the NAXML Deal transactions.

RESOLUTIONS

Verifone Configuration Client

1. Previously, the POS was incorrectly displaying the application version and also, was unable to display Verifone Commander version. This was corrected.
2. Previously, when a user password had expired in Verifone Configuration Manager, it caused large T-Logs. This was corrected.
3. Previously, a user was unable to change the password in Configuration Manager. This was corrected.
4. Previously, in Verifone Configuration Client, status texts were not highlighted with appropriate colors in HelpDesk diagnostics. This was corrected.

Dispenser Card Readers

1. Previously, Wayne DCR locked up while loading EMV data during EMV DCR initialization. This was corrected.
2. Previously, a DCR would lock up on the CRIND BIOS. This was corrected.

3. PPU discounts are applied to the grades, but the Loyalty PPU Transaction Detail Report prints no data. Loyalty PPU Transaction Detail Report now prints the correct data.
4. At the DCR, the Preset amount was not being honored in a multi-grade transaction. The Preset amount is now honored.
5. Previously, a DE55 Tag Format error caused Host Denied at the DCR. This was corrected.
6. Previously, when the user exited the Maintenance Mode on the Wayne DCR, the screen locked up. This was corrected.
7. Previously, with EMV disabled at the DCR, the Mag-Stripe Reader was enabled during fueling. This was corrected.
8. Previously, Wayne ixPay DCR was unlocking card reader, but the DCR screen displayed "Do Not remove Card" until it timed out. This was corrected.
9. Previously, POP Membership was not validated for outdoor transaction when a card with single track was swiped as a membership card. This was corrected.
10. Previously, "Enter POP Code/ Member ID" was prompted at the DCR for an Unsuccessful Preauthorization transaction. This was corrected.
11. Previously, the Wayne 5-inch DCR screen was cutting off the right side entry. This was corrected.
12. Previously, the Verifone Commander fuel system was not waiting for the Bennett DCRs to apply the EMV Configuration. This was corrected.
13. Previously, the system was not auto-selecting application for US common debit cards if Enable Remote AID Selection was set to zero. It was causing duplicate AIDs. This was corrected.
14. Previously, the system was not sending AID to EPS when Enable Remote AID Selection was set to '1'. This was corrected.

EPS Loyalty

1. Previously, a hybrid loyalty card was authorizing payment but not processing the loyalty. This was corrected.
2. Previously, Loyalty Reports displayed double amounts after the transaction transitioned out of Store and Forward. This was corrected.
3. The Terminal Batch Loyalty Detail Report was reporting the incorrect account numbers on some multiple loyalty transactions. It now reports the correct account numbers.
4. Alternate ID Loyalty was discarding Hybrid VCMG inside and outside. The Hybrid VCMG will now be included.
5. Previously, when using payment card with mag-stripe in a loyalty transaction, the PIN pad was returning back to the tender screen. This was corrected.

EPS System

1. Previously, Wright Express and Voyager fleet card prompts were not performed before loyalty prompts. This was corrected.
2. Previously, the “Waiting for Cashier” message was not displayed on the PIN pad after processing the hybrid loyalty card first at Auth On Total prompt and before the Cashier could proceed with selecting credit MOP to send authorization message to primary payment host. This was corrected.
3. Previously, outdoor prepay was not working when EMV was disabled. This was corrected.
4. Previously, when the first network MOP was cancelled, the second network MOP was failing. This was corrected.
5. Previously, when logging into Verifone Configuration Client, the user was unable to view the EPS Global Configuration page. This was corrected.
6. When a Mag-Stripe Data Contactless card was tapped, it processed and was approved by the host. EPS will now decline the transactions and display “RFID Not Allowed” when EMV contactless is enabled.
7. Mastercard Fleet and Visa Fleet Mag-Stripe transactions were getting declined. These card transactions are no longer declined.
8. Job ID displayed instead of Job Number for outside local and hybrid loyalty prompting. The Job Number prompt now displays.
9. Previously, during the software installation, the Service ID was entered and displayed in the Service Console, but the Base FID Table did not update after EZ-Receipt was enabled. This was corrected.
10. Previously, when performing Contactless transactions, the PIN was prompted within the card read instead of card payment. This was corrected.
11. Previously, when the Reward Customer Y/N prompt was sent to the cashier, there was no follow-up message to the cashier for the customer to take action on the PIN pad. This was corrected.
12. Previously, the POS displayed “EMV CONFIGURATION IN PROGRESS” even though EMV was disabled inside. This was corrected.
13. Previously, when the user swipes the payment card on the PIN pad after selecting No for Reward Customer Y/N and before the MOP press, PLEASE WAIT message displayed on the PIN pad and became unresponsive. This was corrected.
14. Previously, outdoor prepay was not working when EMV was disabled. This was corrected.
15. Previously, when the Parameter Download was delayed, it caused the system time to be three hours or more into the past. This was corrected.
16. Previously, the user was unable to access the EPS Global Configuration page. This was corrected.
17. Previously during the EMV Initialization, the system was sending Tag 9F66 for Mastercard AIDs. This was corrected.

18. Previously, "Waiting For Cashier" was not displayed on PIN pad for Pay Inside sale and Swipe Ahead sale with Auth on Total enabled. This was corrected.
19. Previously, Cashback was not allowed with Debit EMV and Cashback enabled on a prepay transaction. This was corrected.
20. Previously, non-primary FEP cards such as InComm that require swipe, but the system was prompting for insert. This was corrected.
21. Previously, the EPS was not requesting Tag 9F33 when marked as an "Input Output" tag type. This was corrected.
22. Previously, the Force Debit payment option at the DCR was not working correctly. This was corrected.
23. Previously, Credit was incorrectly processed in Time-out Reversal when the completion was routed as Debit. This was corrected.
24. Previously, Product restriction Prompt was not displayed in Fleet card transactions. This was corrected.

Food Service

Previously, an error occurred when processing Mobile Food Orders if the tax line had a zero dollar amount. This was corrected.

InComm FEP

Previously, when trying to activate an Incomm card, the POS prompted for the customer to swipe card, but after a few seconds, the transaction disappeared from the screen. This was corrected.

EPS Loyalty

Loyalty and Payment in the transaction unexpectedly failed after fueling. The transaction will now complete successfully.

NBS FEP

1. Generate Configuration OTP and Delete Configuration OTP were in the incorrect place. They now display under EPS Network Functions.
2. PIN pads were not prompting for signature for Proprietary Fleet cards that were processing through the NBS Network. They now prompt for signature.

POS System

1. Previously, line items were not displayed on the PIN pad after adding PLUs, but instead they were displayed briefly at the end of the transaction after the payment. This was corrected.
2. Previously, the Period Sequence Number was missing from the current POS Journal when pulled directly from Verifone Commander. This was corrected.

3. Petro Suite Installer (PSI) failed to load Base 53 software on Verifone Commander or RubyCi running factory 1.04.00 OS image. The Base 53 Verifone Petro Suite Installer (PSI) program (Petro_Suite_Installer.jar) now responds correctly when the "Minimum OS Version" field is not available from the device as occurs with older OS versions such as 1.04.xx and 1.05.xx. Prior bases are not affected.
4. Previously, the PIN pad card reader remained enabled to swipe cards even though the POS was not in Sales mode. This was corrected.
5. Previously, the Auto Upgrade instructions for Verifone Topaz-310 were displayed in the "After you finish" section instead of being within the "Before you Begin" section. This was corrected.
6. Previously, in the receipt preview window, when an IN-HOUSE MOP sale was performed, the apostrophe in "BUYER'S" was converted to a character. This was corrected.
7. Previously, when the EPS was sending 9F53 tag value as part of EMV Configuration, the FCC was not sending the same to the terminal. This was corrected.
8. Previously, after Verifone Commander software installation, "Call HD K-01" remained on the alarm line on the Verifone Commander display. This was corrected.
9. Previously, the system would sometimes get stuck on "Auto Upgrade in Progress." This was corrected.
10. Previously, Topaz Screen was stuck at "Initializing Sales" stage during the manual installation. This was corrected.
11. Previously, the sub house account number was always the same for each customer house account transaction. The repeated number was the number of the first house account entered into the system. This was corrected.
12. The following POS issues were corrected:
 - POS displayed the Main Menu instead of the Sales screen after canceling the Charity prompt.
 - When importing the last screen configuration via SMS, both Verifone SMS and Configuration Client were unable to recover. The Verifone Commander had to be reinstalled.
 - When pressing the Clear button on entered data, it was not being cleared if the Numeric Keypad was in Built-In mode.
 - After turning off the Utility panel, the user interface did not return to the full screen.
 - The resize icon was inconsistently disabled for all type of Screen configurations.
13. Previously, a transaction that included quantity was not displayed in the Transaction Manager. This was corrected.

Reports

1. Previously, various sales reports were updated incorrectly when more than 50 combos were in a single transaction. This was corrected.
2. Previously, when a transaction was paid using two or more network payments, the Network Card Report was not updated correctly. This was corrected.

Sales

1. Previously, the cashier was unable to cancel the tender amount required overlay and the numeric keypad buttons were grayed out after the overlay was dismissed. This was corrected.
2. Previously, the PIN pad was locking up when performing an error correct for a line item. This was corrected.
3. Previously, the POS was not clearing PIN pad line items at the end of each transaction. This was corrected.
4. The following sales issues were corrected:
 - There were no DCR transactions on a particular pump, but a DCR receipt reprint was requested.
 - There was a delay in opening cash drawer even if Cashier selected “NO” to Loyalty and Enter cash MOP to complete the transaction.
 - CASH MOP key press was required to close the transaction even if it was already paid.
5. Previously, line items added on the POS were not displayed on the PIN pad until the payment was received and the transaction ended. This was corrected.
6. PLU Transactions that included Mix & Match Discounts had negative Rebate taxes. They will now be positive.
7. Previously, when there was an item with a fee that was voided, the department total was incorrect for the item and the fee department. This was corrected.
8. Previously, an EMV declined transaction receipt printed a five-digit “DR#” number instead of a single digit. This was corrected.
9. Previously, there were some contactless reader transactions that did not contain the 9F02 tag. This was corrected.
10. Previously, parameters in the Sales Configuration were not honored on the POS. This was corrected.
11. Previously, there was a Loyalty swipe ahead issue which forced the customer to swipe the card twice for payment. This was corrected.
12. Previously, Swipe ahead was still enabled for the first transaction when the PIN pad was configured with Driver license/Membership swipe. This was corrected.

13. Previously, when repeating last item on POS, loyalty discount was duplicated. This was corrected.
14. Previously, when repeating last item on POS, car wash codes were duplicated. This was corrected.
15. Previously, the POS displayed “Decline” when lotto payout was completed. This was corrected.

VISTA

1. Previously, the user was unable to upload images that were less than one kilobyte. This was corrected.
2. Previously, VISTA was not closing the active websocket connection when session was ended by the Close Day or inactivity. This was corrected.

New In Previous Release: 2.03.03

NEW POS

Verifone C18 Workstation

The Verifone® C18 workstation is a high-performance, reliable, point-of-sale terminal that supports peripherals such as scanners, cash drawers, PIN pads, and an integrated customer display. The Verifone C18, with the Verifone Commander™ Site Controller, supports payment network access, fueling dispenser control, car wash control, and fast food transactions. The Verifone C18 accepts and processes all payment options, including cash, checks, credit and debit cards, coupons, and various prepaid cards.

Some features of the Verifone C18 system may or may not be utilized by all versions of the software.

The Verifone C18 has a 18.5-inch color touchscreen with a 16:9 aspect ratio. The screen can be tilted up or down. The screen can be adjusted to a portrait or landscape position. The screen can also be flipped over to the customer side for self-service mode, where available. The screen includes a cashier facing camera. The Verifone C18 user interface employs industry-leading touch technology to enable effortless operation.

Online help is available to support the user and promote quick responses. The Verifone C18, including the touch screen, is configured through the Verifone Commander™ Configuration Manager.

The Verifone C18 operates in a single- or multiple-workstation environment. It uses the Verifone Commander as a controller for optimum speed and efficiency, a thermal receipt printer, and a thermal journal printer to track sales. An on-screen receipt allows easy viewing of current transactions.

In the absence of an intranet infrastructure, the Verifone C18 requires an Ethernet router or network switch to connect to the Verifone Commander to:

- Connect to peripherals, such as fuel dispensers, dispenser card readers (DCRs), and car wash controllers.
- Perform on-site maintenance operations such as backups, upgrades, restores, and reversions to previous software versions.
- Connect with the Verifone Technical Support Center for software downloads and diagnostics.
- Configure remotely using available Internet protocols, including a Web browser interface.

ENHANCEMENTS

Verifone Commander

Verifone Configuration Client

1. The Password Expiration Reset Feature in Verifone Configuration Client has been enhanced to support Event Notifications.
2. The POS buttons on the Verifone Configuration Client menu and Status Bar have been scaled up.
3. OS display name has been changed from “Python OS” to “POS OS” under Verifone Configuration Client > Help > About.

Dispenser Card Readers

The System now enforces the quantity limit for the fuel product in outdoor transactions.

Sales

1. The Signature Capture Feature has been enabled on the POS. When performing a signature capture transaction, the PIN pad displays “Enter signature and Press OK”, and then additional verification prompt is displayed on the POS screen.
2. When the cashier moves the virtual numeric keypad to a desired area on the screen, the keypad location will be saved for the next login or returning back to sales from the main menu.
3. The sales POS user interface functions have been improved such as scrolling, fuel buttons, and sales screen tabs.
4. The color of the “PLU NOT FOUND” overlay message has been changed to red.
5. The Verifone C18 has the ability to display the “Lane Closed” option when flipped to customer facing. The Close Lane option can be enabled in the Maintenance menu or Verifone Configuration Client > Store Operations.

System

1. The Dispenser Firmware will now be displayed on the POS in the Help > About area so the cashier can access it.
2. The system now supports up to 2,000 cashiers.
3. The button and copy size on the Main Menu will be the same as Function Menu so that user interface is consistent throughout the application.

VISTA

1. VISTA will now send receipts in between transactions. Currently, VISTA is sending them as part of the post financial transaction.
2. VISTA now has the ability to display Lookup Item Prices at Verifone Configuration Client > VISTA Devices > CSC Terminal page.
3. On VISTA, the cashier or manager is now able to close the cashier session on the register at Other Functions.
4. Previously, on VISTA, after the upgrade. the uploaded images were not restored on the Image Upload Tab. This was corrected.

VIPER

System

1. Four default service routes were added to the Verifone EZ Receipt Feature.
2. The card type label has been changed to GIFT for all Stored Value (SV) prepaid cards.
3. Transaction timings have been improved.
4. EMV initialization will only occur if there is an actual change in the EMV Configuration.
5. The application was updated with the latest Contactless CVM limits to reflect the latest card brand recommendations.
6. Indoor Contactless EMV is now enabled by default.
7. "Chip read failure" message will now be displayed to cashier for a outdoor fallback declined transaction.

RESOLUTIONS

Verifone Commander

Car Wash

Previously, the NAXML Inventory Item ID tag was missing in transset for Carwash Paypoint Transactions. This was corrected.

Verifone Configuration Client

1. Previously, for a Verifone Commander EF installation, the Event Manager menu option was missing from Verifone Configuration Client > Tools. This was corrected.
2. Previously, default zero was being added to the Parked Menu list at Verifone Configuration Client > Store operations > Touch screen > Panel > Item panel. This was corrected.
3. Previously, when changing the screen name at Verifone Configuration Client > Store operations > Touch screen > Screen, both previous and new screen names displayed. This was corrected.
4. Previously, in Verifone Configuration Client, when Function was selected as Type, the menu listed PLU, Department, MOP, and Menu key. These are not functions. This was corrected.
5. Previously, the Save and Cancel options were not displayed when the user edited or updated the MOP and chose the OK button from the Included Items section in the Touch Screen Panel Configuration. This was corrected.
6. Previously, the Item Type was missing after adding a Menu under the Included Items section at Verifone Configuration Client > Store Operations > Touch Screen Configuration > Panel Configuration. This was corrected.
7. The following category issues have been corrected in Verifone Configuration Client:
 - Available PLU prompt was freezing on screen
 - Menu keys drop was not displaying the list of configured Menus
 - Category configuration page was freezing on clicking save button
 - Drop down was not displaying for type and display name on single click or touch
 - PIN pad was not displaying on reselecting the same type of item from Type drop down
 - Add Item button is not working after clicking on cancel button
 - Title of available PLU prompt was incorrect. Instead of Available PLU, it was displaying duplicate category as title

Dispensers

1. Previously, when an active full service attendant card was inserted at the DCR after a PMC restart, the DCR displayed an "ATTENDANT NOT ACTIVE" message. This was corrected.
2. Previously, when a Clock In/Clock Out was performed by an active full service attendant, the cashier session created was not closed after the Close Day. This was corrected.

Dispenser Card Readers

1. Previously, RFID transactions with partial data caused the DCR driver to stop functioning. EMV cards inserted into reader, after the driver stopped functioning, remained locked inside for the 100 second timeout. This was corrected.
2. Previously, Wayne iXPAY2 with 3.1.201.xx firmware prevented DCR initializations and EMV transactions. This was corrected.
3. Previously, on Wayne iXPAY for a mag-stripe reader debit transaction, when a customer failed to enter the PIN and pressed the Enter button, the DCR response was sent as a success with an error message. This was corrected.
4. Previously, the Wayne DCR displayed "Printer out of Service" after it completed its overnight reboot. This was corrected.
5. Previously, the Gilbarco DCR beeper for card removal sounded continuously until the Verifone Commander was rebooted. This was corrected.
6. Previously, on Wayne DCR EMV and after Loyalty was completed, the EMV card was inserted late during the "PAY HERE Y/N?" prompt timed out and the card remained clamped. This was corrected.
7. Previously, the Verifone Commander Log was becoming very large in the field. This was corrected.
8. Previously, on Wayne 5-inch displays, when the PIN was entered, the expected asterisks were not displayed. This was corrected.
9. Previously, DCR related log messages were missing the position information. This was corrected.

Reports

1. Previously, there were continuous transactions in the POP Discount Definition Report and POP Discount Program Report after the close period if there was a POP Discount description with more than 16 characters. This was corrected and the description will be restricted to 16 characters.
2. Previously, the totals in the Department and PLU Reports were calculated based on the per-unit amount of the item after discount whereas the totals during runtime were generated based on discount applied on the final price of the item which would sometimes resulted in a difference between the actual sale total and the reports as the calculated amount was rounded off at different instances. This was corrected.

Sales

1. Previously, random useless characters were shown on the customer pole display. This was corrected.
2. Previously, the numeric keypad was hidden for the movable option and grayed out for built-in option upon bringing up context sensitive menu. This was corrected.

3. Previously, the text “EPS PINPAD with driver license Swipe” was displayed incorrectly at Device Configuration > PIN pad Configuration. This was corrected and now it displays as “EPS PINPAD with driver license/membership”.
4. Previously, when POP Membership was configured and a fuel item was added to the transaction, the Fuel Reward prompt was not displayed. This was corrected.
5. Previously, after swiping for ID Check, the PIN pad still displayed “Swipe Driver’s License” message. This was corrected.
6. Previously, after swiping a POP Membership card on the PIN pad, the POS still displayed the prompt to enter the Member ID. This was corrected.
7. Previously, the closing window icon was missing for Show upgrade status message overlay. This was corrected.
8. Previously, when the user selected the “X” cross symbol for ID Check Required prompt with Manual Entry override and Skip options, the prompt to enter Birth date or Swipe/Scan displayed. This was corrected.
9. Previously, the POP Membership Card Swipe prompt was missing. This was corrected.
10. Previously, the POS was not displaying a prompt asking cashier to scan or swipe driver license when the transaction contained a restricted item. This was corrected.
11. Previously, the system locked up if the Sales overlay menu button was pressed twice. This was corrected.
12. Previously, line items added on the POS were not displayed on the PIN pad until the payment was received and the transaction ended. This was corrected.

System

1. Previously, there was a time sync issue with the Verifone Commander. This was corrected.
2. Previously, when saving any EPS Network Report, the prompt “Please connect exactly 1 USB device” was not displayed. This was corrected.
3. Previously, the user was unable to save EPS Network Reports to a USB flash drive. This was corrected.
4. Previously, when the Auto Upgrade was performed, the POS displayed “Application Installation (Stage3) Completed With Errors”. This was corrected.
5. Previously, the user was unable to perform USB Auto Upgrade and unable to save EPS Network Reports to the USB. This was corrected.
6. Previously, the browser logs were only keeping the most recent history. This was corrected.

7. Previously, the text was incorrectly aligned on the “Have you printed Single File Dump Report?” at Network Menu > EPS Secure Network Manager functions > Click on Delete Single File Dump overlay message. This was corrected.
8. Previously, the T-Log had the incorrect date and causing import issues. This was corrected.
9. Previously, the user was unable to delete items from the Touch Screen item panel. This was corrected.
10. Previously, the user was unable to cancel the “Tender Amount Required” numeric overlay. This was corrected.
11. Previously, the consecutive message overlays were not displayed at the center of the screen after an invalid overlay for invalid user name and password was displayed. This was corrected.

VISTA

1. Previously, on VISTA, the Post Financial Transaction was missing the fee details when an item was configured with multiple fees. Only the last fee details were populated in the response, but the total included all the fees. This was corrected.
2. Previously, on VISTA, Vendor Pay out screen was missing the prompt details. This was corrected.
3. Previously, the application displayed Loyalty Processing even after PIN Pad displayed Swipe Payment Card. This was corrected.
4. Previously, there was a VISTA read error when changing the setting in Verifone Configuration Client. This was corrected.

VIPER

Loyalty

Previously, when loyalty messages were displayed on the POS and PIN pad and then disappeared after three seconds, the cashier thought the system was locked up. This was corrected.

NBS FEP

1. Previously, EMV Tag 9F53 was incorrectly sent to the host. This was corrected.
2. Previously, for cards that prompted for vehicle number, “E03 Sale Decline” message displayed on the POS and “Sale Decline” on the Verifone M400 PINpad. This was corrected.

3. Previously, certain BIN ranges were missing for UnionPay and Visa Fleet cards and the BIN range for Mastercard Fleet was incorrect. These were corrected.
4. Previously, Fleet One cards were not rejected at the DCR when disabled outside. This was corrected.

System

1. Previously, Fleet Card Prompts were asked twice for Voyager and Wright Express cards. This was corrected.
2. Previously there were Timeout Reversals issues with the Original Transaction Amount from the Preauthorization, Original Additional FEP Response values, the VISA ACI for Authorization and Sale Timeout, and the Final Authorization Indicator not sent as zero. These were corrected.
3. Previously, when using a chip card on P400 for refund, the POS gave a Partial Failure. The cashier was never presented with the prompt to enter the STAN. This was corrected.
4. Previously, Wright Express and Voyager fleet card prompts were not performed before loyalty prompts. This was corrected.
5. Previously, the "Waiting for Cashier" message was not displayed on the PIN pad after processing the hybrid loyalty card first at Auth On Total prompt and before the Cashier could proceed with selecting credit MOP to send authorization message to primary payment host. This was corrected.
6. Previously, when the system failed to connect or communicate with primary, it switched to secondary and never switched back unless the secondary went down or until the Verifone Commander was rebooted. This was corrected.
7. Previously, the VIPER initially allowed Cashback prompting, but then cancelled it during the transaction. This was corrected.

New In Previous Release: 2.02.13

ENHANCEMENTS

Verifone Commander

Dispensers

The Full Service Attendant (FSA) feature has been enhanced to include the following:

- To track attendant sales, the attendant will be given a card for swiping during an outdoor cash sale only to start an Attendant session. Attendant cards are not used to track credit sales.
- The Attendant must swipe the FSA card at the dispenser before each outdoor sale.
- The Outdoor Sales can also be recalled inside if the customer needs to purchase merchandise along with fuel.
- The Attendant will be able to close the Attendant Session. The Attendant Report contains the details of the outdoor and indoor transactions performed by the attendant in a particular session.
- After an Attendant Session is closed, the FSA card can no longer be used until it is activated again in the next new session.
- The maximum number of people was increased from 60 to 100.
- Close period will close all open attendant sessions.

This enhancement can be configured at Verifone Configuration Client > Forecourt > Fuel > Fuel Configuration > Fuel Site Parameters > Require Attendant Card (disabled by default). After enabling the FSA Card and FSA FEP, the DCR idle screen will display “Swipe your Attendant Card”.

Food Service

Xenial Kitchen Management (XKM) System is now supported on Verifone Commander. The food ordering process will involve a mobile phone connected to the Xenial cloud and an Xenial connector running on Verifone Commander that will pull online orders.

System

The Verifone Topaz Installer has been enhanced to resolve an Auto Upgrade failure when DK partition is full.

VISTA

Merchants can now configure ItemSets and SubSets with a white background on VISTA Carbon Self-Checkout.

VIPER

System

Wright Express EMV and Voyager EMV cards are now supported on core VIPER.

RESOLUTIONS

Verifone Commander

Dispenser Card Readers

Previously, the softkey labels on Wayne DCR screens were truncated to 13 characters instead of the 18 character limit. This was corrected.

Reports

Previously, an incorrect attendant beginning cash amount was displayed in the Full Service Attendant Report. This was corrected.

Sales

Previously, receipts were printing for Full Service Attendant (FSA) transactions. This was corrected.

System

Previously, the Verifone Topaz registration with the Verifone Commander was affecting fuel prepays. This was corrected.

VIPER

Loyalty

1. Previously, during loyalty Swipe Ahead transaction and after card was removed, but before Card Payment prompt, there was no message on the PIN pad. This was corrected.
2. Previously, Loyalty reports were doubling values in the reports after Store and Forward. This was corrected.

3. Previously, the “Waiting for cashier” always displayed during a loyalty transaction even though the PIN pad was not waiting for cashier. This was corrected.

System

1. Previously, the PIN pad was displaying authorization messages for all transactions even the ones that should not be displayed. This was corrected.
2. Previously, Mastercard Fleet cards were failing. This was corrected.
3. Previously, there were unnecessary PIN pad messages displayed during the transaction. These were removed.
4. Previously, the system displayed the idle message when the transaction failed. This was corrected.
5. Previously, the “Do you want Cashback?” message was prompted twice during an EMV transaction. This was corrected.
6. Previously, the EMV Configuration Report displayed the text “***EMV CONTACTLESS PROPERTIES***” when outdoor contactless was not supported. This was corrected.
7. Previously, the “Authorizing for \$XX.XX Processing Please Wait” was being displayed for zero amounts. This was changed to the “Authorizing please wait” message.
8. Previously, when entering the cash totals for the Cashier Report, the amount was incorrectly displayed for the Actuals amount. This was corrected.

New In Previous Release: 2.02.11

ENHANCEMENTS

Verifone Commander

Verifone Configuration Client

1. A new action has been added in the Rule Manager to allow change of the inside receipt header. This allows the merchant to print different receipt headers.
2. A new action was added in the Rule Manager to restrict mixing a department with other departments in the same transaction. This action only allows to select a department or a list of departments that cannot be mixed with PLUs outside of that department or that list of departments in the same transaction.
3. There is a new User Interface for Configuration Manager agent so that the customer can view the connectivity of the agent on Verifone Configuration Client.

Dispenser Card Readers

1. Remote AID Filtering has been enabled by the EPS for Gilbarco EMV terminal.
2. Verifone Commander Configuration Client now includes an option for selecting a 12-inch Graphic Screen Size at Forecourt > DCR > DCR Configuration > DCR Position Attributes tab.

Sales

The POS now supports a series of requirements involving ID Check. The features include the ability to bypass an ID Check at the terminal, military exceptions involving ID Check, and date-based ID Check criteria such as a Grandfather Clause.

System

1. The journaling of FDC messages will be restricted in the T-Log.
2. Additional logs were added to improve messages logged on the Verifone Commander.

VIPER

System

1. EMV contactless refund transactions will no longer be supported by VIPER. A message will be displayed to the cashier.
2. Inside MSD Contactless is no longer supported by VIPER.
3. Credit card transactions have been enhanced to insure that the card data used during a preauthorization is from the same track as card data used in the completion.

RESOLUTIONS

Verifone Commander

Verifone Configuration Client

1. Previously, the Date Format was incorrect in the Verifone Configuration Client Date Time Setup and in the T-Log. This was corrected.
2. Previously, the Save button was not functional on the POP Discount Configuration page in Verifone Configuration Client related to schedule types "By Day of the Week" and "By Date." This was corrected.

Dispensers

Previously, there was a pump authorization error due to an invalid parameter in the arming request which exceeded the volume limit. This was corrected.

Dispenser Card Readers

1. Previously, the DCR printed a declined receipt with footer and header when a loyalty card was used and then cancel was pressed after selecting the "Pay Inside" button. This was corrected,
2. Previously, when the chip card was inserted and removed quickly, the Wayne DCR was locked up on "Please wait do not remove card" and did not respond to a new card inserted or cancel key. This was corrected.
3. Previously, when a card failed at a Wayne iXPay DCR, the fuel system reported it to the EPS as a success. This was corrected.
4. Previously on Wayne DCR, after inserting card, the customer was prompted to select between Visa Debit and US Debit instead of the Enter PIN prompt. This was corrected.
5. Previously, cards were clamped in the Wayne DCR and would not release until a Wayne power cycle was performed. This was corrected.

6. Previously, in a Wayne DCR EMV transaction, the card could be left clamped in the reader. This was corrected.
7. Previously, the Transaction Status Indicator number was not printing on outdoor EMV receipts. This was corrected.
8. Previously, when using EMV at a Wayne DCR, the card remained locked in the reader if clear was pressed after entering a preset amount or no amount entered at all. This was corrected.
9. Previously, an EMV card was not released in the following Full Service and Armed Forces issues:
 - Selecting “NO” at the “Are You Authorized” armed forces restriction prompt resulted in DCR going back to payment screen without releasing card.
 - Pressing cancel at the full service preset prompt resulted in the DCR going back to payment screen without releasing card.
 - Pressing clear after entering an amount at the full service preset prompt and then a new amount could not be entered and card remained locked in reader.
 - Amount was entered at the full service preset prompt and then the DCR locked up until it went back to the idle screen. The card was locked in reader.
 - Card not stuck in the reader but the DCR screen remained at “REMOVE CARD”. This happened intermittently on Wayne DCRs and was not restricted to armed forces or full service.
10. Previously, the system would allow an attempt to configure more than one DCR channel for a given IP DCR type. This was corrected and now the system will block those attempts.
11. Previously, the date and time were not being set on the DCR. This was corrected.
12. Previously, when a customer inserted and removed a card from the DCR, the Verifone Commander DCR state incorrectly transitioned past AUTHORIZED to FUELING. The fueling promo incorrectly displayed at the DCR instead of the expected remove nozzle prompt. Site tried to recover by stopping the pump or rebooting dispenser. The Gilbarco DCRs sometimes displayed “CRIND BIOS” after being rebooted. The only recovery was to reboot both Verifone Commander and the dispenser. This was corrected.
13. Previously, the Driver ID was displayed at the Wayne DCR. This was corrected.
14. Previously, the time on the DCR was being set to the GMT timezone while the Verifone Commander used the local timezone. This was corrected.
15. Previously, the 5-inch color qVGA DCR screen did not retain configured display parameters after a reboot or power cycle. This was corrected.
16. Previously, the Wayne iX Pay DCR printer was cutting the receipt short. This was corrected.

Food Service

Previously, Kiosk Order could not be retrieved or removed on the POS. This was corrected.

Reports

1. Previously, when trying to access Print Cashier Report and trying to reprint a closed report, the report did not print and nothing could be accomplished in the Reporting menu until the EXIT key was pressed twice. This was corrected.
2. Previously, the Preset Amount screen locked up when pressing the Clear button on the Wayne DCR keypad. This was corrected.

Sales

1. Previously, the Up and Down arrows and the Next and Prev buttons were missing on the Verifone Ruby2 Express Panel. This was corrected.
2. Previously, the user was unable to perform a prepay by volume by selecting a different MOP than the pump default value set. This was corrected.
3. Previously, with Force Safe Drop was enabled, the Topaz locked up during a fuel when a safe drop was required. This was corrected.
4. Previously, the Tax Summary Table was not aligning correctly. This was corrected.
5. Previously, the POS receipt displayed "1234567" under the Slogan. This was corrected.
6. Previously, loyalty rewards or discounts were not applied when Manual Credit or Manual Debit was used. This was corrected.
7. Previously, the third decimal point in a Combo Discount was causing a mismatch in the totals. If there were three-digits right of the decimal point, the third-digit was dropped. This was corrected.

System

1. Previously, the Auto Upgrade completed with errors in the Restore Stage-3. This was corrected.
2. Previously, within an Auto Upgrade, the data restore failed during the POS installation. This was corrected.
3. The following Verifone Commander EF issues were corrected:
 - Current upgrade status and current period close status were not notified to newly registered local listeners in Upgrade Event Client Listener (Remote Listener) and Period Event Remote Listener respectively.
 - TWS was logging the same message for each FCC Client and therefore flooding the logs.
 - Log flooding when Real-Time Fuel Sale Data notification was enabled.

4. Previously, Verifone Topaz locked up on the prompt to be rebooted when a time zone other than EST was selected in either Verifone Petro Software installer or Configuration Client. This was corrected.
5. Previously, when upgrading from Base 52.04 to Base 52.07, the Auto Upgrade completed, but Stage 1 completed with Verifone VHQ Configuration errors. This was corrected.

VISTA

1. Previously, when a suspended transaction was recalled, it was not added to the sale window. The system displayed the “No Pending Transaction” message. This was corrected.
2. Previously, when the total amount to be paid was reduced to \$0.00 due to NAXML Deal or Loyalty, VISTA was unable to send the correct response to the Host. This was corrected.
3. Previously, VISTA was not sending the login request to the EPS upon getting a begin session request from CSC. This was corrected.
4. Previously, the Self-Checkout Carbon terminal was locking up due to a connection issue with the Verifone Commander. This was corrected.
5. Previously, when there was a VISTA loyalty sale with Authorization on Total enabled, the PIN pad did not allow the option to swipe the payment card. This was corrected.
6. Previously, VISTA was processing an Date of Birth (DOB) item with Invalid date entry when Force DOB on ID Check parameter was disabled. This was corrected.

VIPER

InComm FEP

Previously, InComm transactions failed immediately after selecting a method of payment and then displayed “Activation/Recharge Failed” error message on the POS. This was corrected.

Loyalty

1. Previously, Fallback entries were not created when hybrid cards were added through Verifone Configuration Client or through a table download. This was corrected.
2. Previously, after a payment failure at the DCR, the system was prompting for loyalty. This was corrected.
3. Previously, an error occurred in swipe ahead after logging onto the POS. This caused the screen to display waiting on cashier instead of activating the card reader. This was corrected.

4. Previously, when Loyalty ID and EMV contact and contactless were enabled, VIPER was not sending "TAP CARD" prompt to Verifone ViperPAY PIN pad. This was corrected.
5. Previously, a loyalty award did not include tender information. This was corrected.
6. Previously, in Gilbarco DCRs, a loyalty transaction was failing due to an issue with the total amount. This was corrected.
7. Previously, the DCR was not reading the inserted EMV card when loyalty prompt was first. This was corrected.
8. Previously, the line item discount was not applied when the sale item had NAXML combo discount already applied in loyalty transaction. This was corrected.
9. Previously, there was incorrect EMV prompting when an EMV card was swiped on the "Swipe Next Loyalty" screen. This was corrected.
10. Previously, there was a restriction that prevented the host from updating an existing discount with a lower amount. This was removed.
11. Previously, in a loyalty transaction, the system was stuck if there was no response from the host during the handshake. This was corrected.
12. Previously, when inserting an Hybrid EMV card at the "Swipe Next Loyalty" screen, the rewards was missing from the receipt. This was corrected.
13. Previously, PCATS 3 Discounts were not included in some Loyalty Reports. This was corrected.
14. Previously, when acquiring a payment card during the multiple loyalty prompting, the expiry date format was not set. This was corrected.
15. Previously, when the Card Table entries were loaded, the system pulled out "catch all" entries and added them to the bottom of the list for matching. This was causing manual entry loyalty entries with a bin range of 0* to 9* to be pulled from the order and put at the end. This was corrected.

NBS FEP

1. Previously, in an EMV transaction, a Void 54 request was generated for a transaction request that did not reach the host due to no connection. This was corrected.
2. Previously, the POS timestamp was not updating with the host timestamp when the time difference was more than 60 seconds. This was corrected.
3. Previously, the declined transaction was not displaying on the DCR. This was corrected.
4. Previously, the VIPER was not sending the version number with the Settlement Report. This was corrected.
5. Previously, the card transactions were getting a format error from the NBS Host. This was corrected.

Proprietary Fleet

Previously, when the host was sending an incorrect reference number, it was causing an issue with the transaction. This was corrected.

System

1. Previously, there were empty or incomplete batches until the system was rebooted. This was corrected.
2. Previously, the DCR locked up for two minutes when the EMV Application Selection List was left to time out. This was corrected.
3. Previously, some EMV transaction types were not working when there were dispenser card reader communication errors. This was corrected.
4. Previously, when the user tried to print the EMV Configuration Report, it displayed as a failure on the POS. This was corrected.
5. Previously, the Full Station Data and Price Change Data was not reaching the host. This was corrected.
6. Previously, in a quick chip EMV transaction, the consumer did not answer to the "Total Correct Y/N" prompt on the PIN pad and assumed that if the card was removed then transaction was over. This was changed from an input prompt to a display message. A new authorizing message will be displayed which will also include the total amount.
7. Previously, contactless transactions were processing over the contactless transaction limit. This was corrected.
8. Previously, the VIPER was sending a POS Configuration Update every 60 seconds. This was corrected and now it will only send it if there is a table download or a change in the Verifone Configuration Client.
9. Previously, the VIPER was not sending all the EMV configurations to the FCC even if a single EMV table was updated via Verifone Configuration Client or was downloaded. This was corrected.
10. Previously, after an outdoor EMV table was downloaded or was updated via Verifone Configuration Client, the terminals were EMV initialized after every transaction. This was corrected.
11. Previously, the PIN pad was displaying authorization messages for all transactions even the ones that should not be displayed. This was corrected.
12. Previously, there were unnecessary PIN pad messages displayed during the transaction. These were removed.

New In Previous Release: 2.02.02

ENHANCEMENTS

Verifone Commander

Car Wash

A customer can now purchase a car wash only item through the Mobile Application.

Verifone Configuration Client

1. Site ID and Store number has been increased to nine characters in Verifone Configuration Client.
2. The Verifone Commander can now be rebooted from Verifone Configuration Client at Tools > Reboot Commander. After clicking Reboot Verifone Commander, an OTP is generated and this starts the reboot process. There will be a journal entry in the log that will have details of when and who initiated the reboot from the Verifone Configuration Client. This function will be enabled for the Manager role by default.
3. There is now a refresh icon next to Log Out on the main menu bar in Verifone Configuration Client. It was added for instances where Verifone Configuration Client needs to be refreshed or reloaded during an active user session so that it reflects the most current menu items. This avoids users having to log out and log back into Verifone Configuration Client.
4. Security levels can now be assigned in Verifone Configuration Client and Configuration Manager to the following cashier functions: Apply Update, Safe Drop, Correction, Refund, Void Ticket, Void Line, Price Override, Discount, Suspend, No Sale, Payout, Vendor Payment, Error Correct.

Sales

1. The system now supports store owners who want to raise money for local or national charitable organizations. This enhancement offers easy options for their customers to add a donation to a transaction inside.
2. The NAXML deal promotion has been enhanced at the PLU level to which specific promotion identifier was involved at the time of sale.
3. When taxes are included, the "\$0.00" line for taxes will be removed on the receipt.

System

1. One Time Password is now used when creating event type notifications.
2. The editing capabilities of the “maint” user are now restricted.

VISTA

In-House MOP is now supported for VISTA.

VIPER

NBS FEP

1. The Contactless Authorization Amount field can no longer be edited in Verifone Configuration Client.
2. The Application Name now prints on the receipt for an EMV transaction.
3. EMV data will now be included in the EMV Bankcard return.

System

1. Fallback processing has been enhanced in core VIPER.
2. Core VIPER EMV Contactless processing was enhanced to check for CVM and Transaction Limits.

RESOLUTIONS

Verifone Commander

Verifone Configuration Client

1. Previously, when a normal user password had expired in Verifone Configuration Client, it prompted the user to change it, but after filling in the fields with the new password, the screen refreshed with the fields blank again. Only secure users could change their password. This was corrected.
2. Previously, there were errors in Restore Stages 2 and 3 during the Auto Upgrade. This was corrected.
3. Previously, the user was unable to cancel the changes made in the Verifone Configuration Client subpages. This was corrected.
4. Previously, Food Order options were incorrectly added to two assignable softkeys in Verifone Configuration Client. These were removed.
5. The following Touch Screen Configuration issues were correcting in Verifone Configuration Client:

- Unable to Load the screen in Touch Screen Configuration
- Unable to see Touch Screen Configuration on Verifone Configuration Client
- Unable to load the Touch Screen Configuration form
- Unable to select device and register type on the Local Area Network Configuration Form in Verifone Configuration Client

Dispensers

Previously, a fuel sale came due when a fuel initialization was sent at the same time as the pump authorization. This was corrected.

Dispenser Card Readers

1. Previously, "Clerk Has Receipt" was displayed on Wayne iX Pay even though the receipt was printed. This was corrected.
2. Previously, only the screen number sent to the DCR was logged. This was corrected and now the logging includes the screen name.
3. Previously, when the screen number was sent to the DCR, a message was not corresponding to the Screen ID in the log. This was corrected.
4. Previously, some EMV Chip cards were getting stuck at the remove card screen for approximately 60 seconds. This was corrected.
5. Previously, after two bad swipes or inserts, the Wayne iX Pay DCR displayed "Try Another Card" instead of "Please See Cashier." This was corrected.
6. Previously, the Wayne DCR remained disabled after power was lost. This was corrected.
7. Previously, the last digit of the extended AID was printed as center aligned. This was corrected.
8. Previously, when DCR transactions were not allowed, EMV processing was declined, but it was processed as a MSR fallback transaction. This was corrected.
9. Previously, "Card Blocked" message was not displayed on the DCR when Pay at the pump transaction was performed with American Express or Discover cards. This was corrected.
10. Previously, the DCR displayed "SELECT_CAR_WASH" instead of "Select Car Wash." This was corrected.
11. Previously, when there were unsettled transactions present on the dispenser because of previous postpay transactions performed and a pay at pump transaction was performed on the same pump, the dispenser displayed "Pump Not Ready Please Try Again" message but it did not declamp the card. It then went back to the idle welcome screen. After a few seconds, the card was declamped and the customer was able to remove the card. This was corrected.

12. Previously, the customer was not notified that the transaction was not proceeding because the PIN entered was incomplete. This was corrected.
13. Previously, during a Petro Vend transaction, the dispenser stopped at the two minute handle up timeout and sale data was not sent to Petro Vend. This was corrected.
14. Previously on Wayne DCRs, if DCR lost power during EMV card insert, the card declamped. When the power to the DCR was restored, it displayed "E01", beeped for three minutes, displayed remove card, beeped for another three minutes and then returned to the idle screen. An EMV card was inserted, but then the DCR started a full initialization. This was corrected.
15. Previously, on Wayne iXPay EMV DCRs, when the customer quickly inserted and removed a Chip Card, a message was displayed telling the customer that they need to leave the card in longer next time, but actually there was an error with the card. This was corrected.
16. Previously, when an EMV card was inserted and upon pressing the "Clear" key twice, the DCR made card the declamp sound and the customer was able to remove the card. However, the DCR was stuck on "Please Wait Do not remove card". This was corrected.
17. Previously, when the Loyalty Alternate ID Range was set to Lower ISO 201 and Upper ISO 899 and the number was 1818100801, it was out of the range. It appeared to timeout on Gilbarco, but Wayne continued with the transaction. If an invalid Loyalty Alternate ID was entered, it continued authorizing and did not lockup. This was corrected.
18. Previously, a Wayne EMV DCR would lock up at any point during a transaction and a Verifone Commander reboot corrected the issue. This was corrected.
19. Previously, Outdoor EMV Wayne iX Pay transactions were not processing when Armed Forces Restrictions parameter was enabled. This was corrected.
20. Previously, first Wayne EMV card transaction was not completing as an MSR transaction when EMV was disabled in the DCR position. This was corrected.
21. Previously, when a fleet card was used at the DCR and the customer did not answer a required prompt, the DCR went back to the Idle Screen instead of displaying "Required input was not entered" prompt. This was corrected.
22. Previously, the POS Enterprise header was not aligned properly for a declined receipt. This was corrected.
23. Previously, the incorrect message, "Try a Different Card", displayed on Wayne iX Pay DCR after three bad swipes. This was corrected and now it will display "Please See Cashier."
24. Previously, when the Cancel button was pressed on PIN prompt screen for MSR Debit cards, the overall results were sent as a success instead of being aborted. This was corrected.
25. Previously, where there were full service attendants, the POS system was sending an MOP loyalty award but not finalizing loyalty. This was corrected.

26. Previously, Wayne iX EMV transactions were failing when Armed Force Restrictions was enabled. This was corrected.
27. Previously, after enabling the Wayne EMV RFID reader, it became disabled. This was corrected.
28. Previously, when there was an approved DCR postpay with loyalty followed by card takeover with loyalty and the customer wanted to pay inside again, the system did not allow the cashier to settle after fueling. This was corrected.
29. Previously, the text "inserted on next try" was misaligned on the DCR screen. This was corrected.

Food Service

1. Previously, Kiosk orders were not processed by Verifone Commander if the department did not have a valid category. This was corrected.
2. Previously, the subtotal was incorrect when the food order main item was changed. This was corrected.

Reports

1. Previously, Mobile Payment Report menu was not available in Report Navigator after an Auto Upgrade. This was corrected.
2. Previously, the cashier was unable to reprint a Cashier Report from Topaz when the configured currency was anything other than the U.S. dollar. This was corrected.
3. Previously, loyalty by program name and FEP name was reported twice in the T-Log. This was corrected.
4. Previously, the Day Close Report cash sale count was incorrect for prepay fuel sales. This was corrected.
5. Previously, there were garbage data values in the reports when 95 or more items were rung up on the Topaz in a Mix and Match transaction. This was corrected.

Sales

1. Previously, the printer did not print PLU and taxes details on the receipt if Canadian GST was enabled and there were state taxes configured against the department. This was corrected.
2. Previously, when the POS to EPS was offline at the time of a loyalty completion, the Topaz locked up and the transaction was not completed. This was corrected.
3. Previously, a Kiosk transaction was locking up when the register was rebooted after the kiosk order was tendered. This was corrected.
4. Previously, card readers were enabled on "Enter Loyalty ID" manual entry prompt. This was corrected.

5. Previously, the Topaz locked up at the same time the cashier logged in and an outdoor transaction was started and completed successfully. The Topaz displayed "Sales function Initializing Please wait". The Topaz regained operation after a reboot. This was corrected.
6. Previously, the quantity field was missing in a fuel transaction. This was corrected.
7. Previously, when there was database corruption, prepay fuel transactions were not sent to the host. This was corrected.
8. Previously, NAXML promotions used in prepay transactions with Taxable Rebate items resulted in the taxes on the taxable rebate not being included on the completed transaction. This was corrected.
9. Previously, when there was a inside prepay transaction and if the first preauthorization request timed out, it was consequently placed in Store and Forward after the second preauthorization attempt was successful and followed by a successful completion of the transaction at the DCR. This caused the loyalty to be sent twice for the same transaction. This was corrected.
10. Previously, a transaction was created for a Mix and Match deal with Food Service items. The Food Service items had sub-items with add-on charges. When one of the Food Service items was voided by using the touch menu, the items looked correct in the receipt pane, but the subtotal price was incorrect. This was corrected.

System

1. Previously, when changing DVR Multicast properties with Verifone Configuration Client, the POS systems were not updated with the property changes. This was corrected.
2. Previously, the loyalty tag was missing in the T-Log when the loyalty host optional discount was selected. This was corrected.
3. Previously, Upgrade Available alarm and Close Day overlay message were not in sync when the forced upgrade property value was changed after the alarm was displayed. This was corrected.

VISTA

1. Previously, Topaz receipts were not reprinted on Carbon Commander Workstation. This was corrected.
2. Previously, the user was unable to log into the APT. This was corrected.
3. Previously, in an APT preauthorization, the pump reserve was failing after payment was successful. This was corrected.
4. Previously, preauthorization transactions were proceeding for payment when an invalid grade was selected on the APT device. This was corrected.

VIPER

Loyalty

1. Previously, the customer rewards yes/no prompt was displaying the softkeys in a reversed order. This was corrected.
2. Previously, two line displays were not displaying all of the information in the available space to let customers know to press 'Yes' for loyalty alternate ID. This was corrected. This was corrected.
3. Previously, Secure Terminal Batch Loyalty Detail Report was missing transactions. Some transactions were grouped together. This was corrected.
4. Previously, in multiple loyalty scenarios, there was a potential for both "Earn" and "Burn" loyalty results in the same STAN file and this caused the "Burn" totals not included in the non-secure Terminal Batch Detail Report. This was corrected.
5. Previously, the VIPER was sending loyalty "add reward" and "remove reward discount" at the same time. The VIPER first removed the reward and then applied the new reward. This was corrected.
6. Previously, the EMV and loyalty flow was not working correctly if the loyalty was manually entered. This was corrected.
7. Previously, when there was an invalid ID response from the host, the system did not clear it. It was stored and used on the next attempt to that same host. This was corrected.
8. Previously, the preferred Loyalty processing was not working correctly when starting the transaction with a reward key press. This was corrected.
9. Previously, the Rewards Customer Yes/No prompt displayed multiple times to the cashier after answering it. This was corrected.
10. Previously, when a customer answered a loyalty prompt, the value was not matching at the host. This was corrected.
11. Previously, there was a VCMG Loyalty ISO Format Error after 50 loyalty offline transactions causing the tender to fail. This was corrected.
12. Previously, there was an issue when using hybrid card in a transaction with multiple loyalty disabled. This was corrected.
13. Previously, when void ticket was used for invalid loyalty ID or there was a partial approval with loyalty tendered with cash, the system waited for a PIN pad response. This was corrected.
14. Previously, with multiple loyalty, the second entry overwrote and replaced the loyalty ID from the first entry. This was corrected.
15. Previously, the incorrect loyalty ID may be sent to the loyalty host in some multiple loyalty transactions. This was corrected.
16. Previously, if loyalty was used after payment, contactless cards were declining and then approving when they were re-tendered. This was corrected.

17. Previously, after the second Loyalty was invalid, the system re-prompted for payment and the payment printed twice on the receipt. This was corrected.
18. Previously, an invalid reward caused a partial failure and the PIN pad remained at idle with no mag-stripe lights. This was corrected.
19. Previously, when a customer pressed 'No' at the swipe loyalty card screen, they were reprompted with the same prompt several more times throughout the transaction. This was corrected.
20. Previously, the default value for the loyalty alternate ID was changed after the Auto Upgrade. This was corrected.
21. Previously, the system continued retry invalid Loyalty IDs in following loyalty transactions. This was corrected.
22. Previously, the FEP Indicator grew for each transaction where one ID matched multiple hosts. This was corrected.
23. Previously, all loyalty transactions were going to both PCATS01 and VCMG. This was corrected.
24. Previously, in the Loyalty PPU Transaction Detail Report, the system was calculating the total ticket amount by multiplying the fuel price by the gallons used. Then, the amount was rounded off to two decimal spots. In some scenarios, it caused the amount in the report to be higher than the amount on the receipt by a penny. This was corrected.
25. Previously, when there was a prepay with an invalid Alternate ID or Loyalty card, DCR prompted for payment and related prompts instead of printing the receipt after fueling. This was corrected.
26. Previously, the Mobile application host based discounts were not being applied. This was corrected.

Mobile

Previously, Mobile Reports were not generated after a mobile transaction was completed. This was corrected.

NBS FEP

1. Previously, when there was a failure on the primary communication host channel, the system failed to process on the secondary host channel. This was corrected.
2. Previously, an NBS Prepaid card transaction that was partially approved was failing after answering "Yes" at the Partially Approved Yes / No prompt. This was corrected.
3. Previously, when an inside or outside completion request for which preauthorization was approved offline, it was not submitted with transaction code 60. This was corrected.
4. Previously, there was not a prompt for a Day Close before changing the configuration if the batch had open items. This was corrected.

5. Previously, EMV Transactions rejected by the host with a format error were submitted to the host again. This was corrected and will not be resubmitted.
6. Previously, in an EMV transaction, a Void 54 request was generated for a transaction request that did not reach the host due to no connection. This was corrected.
7. Previously, the system was not sending the CAP and codes in the transaction. This was corrected.
8. Previously, the incorrect Void message was sent to the host for EMV Contact. This was corrected.

System

1. Previously, there was an error when generating a payment reversal. This was corrected.
2. Previously, the DCR locked up for two minutes when the EMV Application Selection List was left to time out. This was corrected.
3. Previously, DCR amounts over 999.99 were not locally declined or restricted for invalid product or product over allowed amount. This was corrected.
4. Previously, there was an issue when a PDL was downloaded, all the tables were merged together and Verifone Configuration Client was ineffective. This was corrected.
5. Previously, when the tables were loaded, the Mobile Feature stopped working. This was corrected.
6. Previously, there were empty or incomplete batches until the system was rebooted. This was corrected.
7. Previously, VCMG cards were not working due to not having the service code. This was corrected.
8. Previously, EMV Contactless reversal transactions were failing. This was corrected.
9. Previously, EMV card was approved as swiped in swipe ahead mode. This was corrected.
10. Previously, when an EMV card was swiped, the customer was prompted for Credit/Debit selection. This was corrected.
11. Previously, EMV Contact Quick Chip or Contactless transactions were displaying the "INSERT CARD, SWIPE/TAP NOT ALLOWED" message and not processing. This was corrected.
12. Previously, when a transaction was performed with an online PIN, the Signature text/line was printed on the receipt below the text "PIN USED." This was corrected.
13. Previously, an extra colon was printed next to "Exp Date" on the receipt for American Express transactions. This was corrected.
14. Previously, AID Value printed incorrectly on the receipt. This was corrected.

15. Previously, recent transactions on VIPER Web Page displayed extra loyalty entries. This was corrected.

New In Previous Release: 2.02.00

NOTE: This version may contain software changes that were listed in a previous release.

NEW POS

Carbon Commander Workstation

Carbon Commander Workstation (CCW) is an all-in-one combination POS register with an integrated printer packaged in a sleek, modern POS register with an edge. That edge is its unique integration into the Verifone Commander platform where all of the “rules engine” logic resides. Merchants can easily add new departments, PLUs and pricing into their base Verifone Commander system utilizing the Verifone Commander Console remote access toolkit.

All transaction reporting data is integrated into the Verifone Commander base reporting capabilities, so it’s easy to get up to the minute sales information, evaluate the effectiveness of promotions and a host of other transaction-related data analytics the merchant cares about. Payments and loyalty are processed through the EPS core on the Verifone Commander, ensuring all payment types (including mobile) as well as loyalty programs continue to work at the Carbon Commander Workstation.

ENHANCEMENTS

Verifone Commander

Verifone Configuration Client

1. The Kitchen Printer is now supported on Topaz and Ruby2 and is configurable in the Verifone Configuration Client > Managed Modules.
2. Addition, removal, and/or modification of the roles can now only be performed by the secure administrator. Also, roles have a new “secure” attribute. This allows secure administrators to specify whether a role's access should be limited only to secure users. If this attribute is set, the role can only be assigned to a secure user.
3. Spanish translation has been added to the Verifone Configuration Client.

4. A rule has been added to Verifone Configuration Client > Rule Manager to disallow fuel prepays with credit card. The rule rejects the transaction when there is a department 9999 and credit MOP. Therefore, hidden departments will be allowed only in Rule Manager.
5. Verifone Configuration Client has been enhanced under the Promos and Discounts POP Discount > Site Parameters menu item. If the POP Configuration Type is selected as 'Alternate', the Fuel Discounts tab will display only one POP definition and if the POP Configuration Type is selected as 'Standard', Fuel Discounts tab will display 25 POP definitions.
6. This enhancement auto populates the Site ID, Service ID, and Verifone Commander Console URL in Verifone Configuration Client > Initial Setup on the Verifone Commander Console form after an Auto Upgrade. Also, a "Reset URL" button was added to the Verifone Commander Console form to restore the default URL.
7. The Verifone Commander LAN configuration has been enhanced to include a panel for controlling Verifone Hosted Services. The Verifone Service Routes panel has three radio buttons and is displayed under the Device Specific IP Configuration. The first is the default for "Use EZR /VeriFone Zone". The second is "Use Isolated Payment NIC". The last button is "Manually Configure Routes".
8. The number of lines allowed on the trailer/slogan portion of a DCR/POS receipt has been increased to 20 lines.
9. A new rule "Apply Min. Security Level Check" in Rule Manager where the user can configure minimum security level required to perform a particular MOP sale on the POS.
10. Security questions were added as a way for a user to reset their Verifone Configuration Client password without calling the Helpdesk.
11. A new form has been created for VISTA devices registration in Verifone Configuration Client and token generation. The new menu is at Verifone Configuration Client > Security > Manage Devices to register different VISTA devices with Verifone Commander and generate the token. The token is used for validation purposes during fuel requests from and to the VISTA devices.
12. Spaces are now allowed for the Secondary POP name on the POS Configuration form in Verifone Configuration Client.
13. An option in Verifone Configuration Client has been added that allows the user configuring the POS to disable the error correct key. The error correct key is activated by default. It can be disabled in Verifone Configuration Client at Store Operation > Sales > Sales Configuration tab > "Disable Error Correct Key".
14. The Enforce Prompt Inside parameter has been added to Fuel Site Configuration in Verifone Configuration Client for a prepay transaction from inside.

Dispensers

1. Support has been added for enabling and disabling individual fueling positions using the Open and Close Device Requests provided in the POS to FDC Interface related the Verifone Commander EF.
2. The following issues have been corrected related to the Verifone Commander EF:
 - Fuel Price was not updated correctly for Mini-Credit (Tier 1) after sending the fuel price change
 - Missing details of second loyalty cards swiped at pump during Pay at Pump
 - For Loyalty Outside Pay Inside Transaction, Fuel Sale Transaction FDC message from Verifone Commander was missing the Price Adjustment ID
 - Positions were duplicated from first Idle Screen to the subsequent Idle Screens
3. After a new installation, the Fuel Grade ID will now be defaulted to match the Fuel Product Number in the Fuel Configuration > Fuel Products tab. An Auto Upgrade will preserve the original Fuel Grade ID values if they are non-zero.
4. The number of fuel products has increased from 9 to 20. Since these 20 products can be pure products, the number of tanks has increased to 20.
5. The timer value has been increased to prevent Dresser Wayne pump moves from failing. It was observed in certain instances that the pump was failing between 12-14 seconds. The timeout value was increased to 30 seconds and the timeout value for the stopping a pump to 25 seconds.
6. The maximum limit has been increased to 9999 for the Slow Flow parameter.
7. System clock dependency has been removed from the timers in the EDIM application. This will allow the EDIM application to work correctly when the time on the system is changed.
8. Rapid Change Fuel Configuration (RCFC) is a feature that allows the cashier to change the pumps Service Level and auto approval rapidly without changing the fuel configuration.
9. The Fill-up functionality is now restricted to Latin American Countries (LAC) and will be disabled for others.
10. During multiple loyalty implementation, the original price per gallon was removed from loyalty PPG discount details since there is the possibility of discounts from other loyalty programs and POP discounts. However, customers wanted to see the original street price before any discount. This enhancement will provide the street price as seen by the customer on the pump before any PPG discounts are applied.
11. Single board dual sided dispensers are now supported.
12. A default Fuel Volume Limit value of 500.000 will be used when the invalid 0.0 value is encountered during the Fuel Configuration restore portion of the Auto Upgrade.

Dispenser Card Readers

1. Loyalty manual entry is now supported on non-graphic DCRs. Also, for sites without DCR payment keys, the wording after the “Rewards” prompt was modified to display “Insert Card” instead of “Press Payment Key.”
2. If the DCR is RFID and unattended capable, the POS will now send those parameters to the EPS.
3. Failed DCR transactions and DCR Preauthorizations are now journaled with masked account numbers.

Dispenser Card Readers

1. The Spanish Language is now supported on the DCR screen text messages.
2. The DCR transaction time out value was changed to two minutes from three minutes to meet the new U.S. Weights and Measures requirement. The value can be changed at site level for non-U.S. sites that do not follow U.S. Weights and Measures.
3. EMV is now supported at the DCR.
4. The Dresser/Wayne and Secure PumpPAY DCRs have been enhanced to always report accurate printer statuses which include paper out, paper jam, printer error and printer out of service.
5. Gilbarco Outdoor EMV has been enhanced to allow bypassing the PIN prompt.
6. The number of lines allowed on header portion of a DCR/POS receipt was increased to 20 lines.
7. Wayne EMV media will only be downloaded when the DCR is in the Idle state.
8. EMV transactions were optimized for better performance on Wayne DCRs. This was corrected.

Manager Workstation (MWS)

In Manager Workstation, the “House Account” function has been renamed to “House Account/ Pay In / Pay Out”. Also, accounts will be used as part of Pay In and Pay Out functions at the POS. This enhancement will introduce the same functionality at Manager Workstation as part of the manager’s “Adjustment” functionality.

Reports

1. A Fuel Conversion Report was added to the POS system to track the occurrences of conversions involving Cash & Credit pricing.
2. The POS printed reports now have Spanish translations.
3. The following updates were made to the AEOD functionality:

- An AEOD two minute warning message will be sent to each POS. This warning period allows cashiers to complete open sales transactions.
 - AEOD processing will void sales transactions that remain open after AEOD issued two minute warning expires.
 - The AEOD voided transactions detail will be saved in a new field and will be reflected in the T-Log as a separate entity from those sales transactions that are normally voided by a cashier.
4. Controller name will now report as Verifone Commander for Site Controller in the Site Asset Data message.
 5. The MSM (Miscellaneous Summary Movement) was added based on data already in the Summary and Hourly Reports so that it can be reconciled to the printed reports from the Site Controller.
 6. The POS Journal will now be populated with the POP Discount details found in the transset.

Sales

1. Previously, Department zero was not a valid department in the system, but with current implementation, it is considered valid. However, the prompt “PLU NOT FOUND” displays. This enhancement will remove the prompt.
2. For indoor EMV transactions, the prompt “Ask customer to swipe card” has been changed to display “Ask customer to swipe/insert card”.
3. This feature auto generates POP codes for a selected amount of discounts as defined in the Fuel Discount section of POP Discount configuration. It would post the requested codes in a single T-Log entry and eliminates the opportunity for errors.
4. Fill Up function is a new feature that is similar to a DCR transaction where it sends a zero dollar preauthorization and then the VIPER responds with an approved amount based on the card limit. The fill-up function will use a new soft key on the POS called “Fill-Up”. A fuel widget configuration will allow for selecting the “Fill Up” option. There is also a customized sales panel that allows for the configuration of “Fill Up” soft key.
5. The Auto Settle Overrun functionality has been modified. When the “Enable auto settle overrun” parameter at Store Operations > Sales configuration is enabled, the overrun amount will be to automatically settled to the “Drive Off” MOP to complete the transaction. When the parameter is disabled, it will be the same as the current functionality. The overrun amount comes due inside and must be settled manually.
6. After manually entering a serial number for a PLU product, the POS will now prompt to press the Enter key. If the serial number is scanned, the POS will display the serial number and then prompt for the Enter key.
7. DCR and POS receipts can now be configured to print in Spanish.
8. Sales transaction receipts will now display both promotion name and the promotion discount amount.

9. Currently, the Verifone Commander and POS registers only display a small yellow triangle when the Help key is pressed at the dispenser. This enhancement adds a 'beep' if the cashier is not logged in or is away from the POS register when the DCR Help button is pressed at the dispenser.
10. Split tender support was added for fuel transactions on VISTA terminals.
11. Factura Receipts are now supported for Nicaragua, Belize, and Costa Rica countries.
12. All secure prompts sent from the VIPER are now translated when Spanish is enabled.
13. The POS is now restricted to 100 fuel item lines in a single transaction. Currently, this was for merchandise items.
14. The POS now forces the cashier to enter a quantity for a fractional item sale.
15. An enhancement has been added to provide a generic way to configure speed cash keys with different values and/or amounts instead of adding a new default Cash MOP code each time. A change was added to the payment form under Store Operation > Payment > MOP tab in Verifone Configuration Client by providing a new addition of a check box "Force Fixed Amount" (FFA), this enhancement modifies the form in the following ways:
 - FFA is enabled to select only when MOP code "Cash" is selected in the form.
 - When FFA is checked, it enforces the Minimum and Maximum Amount to be same.
 - Default value when FFA is checked is "1" and it can go up to "10000000".
 - All other MOP presets for cash, e.g. 10,30,20, and 50 will not be affected by FFA, but a small update is made in the form for all preset Cash MOPs with a certain amount. When any such preset Mop code is selected, the Minimum and Maximum fields in the form will be auto-filled with the desired amount and will be grayed out and disabled for editing.
16. The POS will now populate "Card Activated" text in the successful chit receipt.
17. This enhancement enforces a cashier to electronically validate a customer's age and ID legitimacy for certain items or departments and to restrict bulk purchase of certain items or departments.
18. Transactions that encounter exceptions during serialization will not be displayed in the reports. To allow a site to look at the numbers for these exception transactions, functionality has been added to print exception transactions. This function can be assigned to any soft key on the POS. Using this function will list all the transactions, if any, and allow the cashier to reprint the receipts of these transactions.
19. An additional step has been added to the Auto Upgrade instructions that is printed when the Auto Upgrade is triggered. This printed step will remind the site to print receipts of exception transactions, if any. The Verifone Commander will not hold these exception transactions after the upgrade.

20. This enhancement enables support and the complete processing of refunds when a transaction was voided and previously paid using EBT Cash Benefits. This will allow a refund before it is sent to the payment FEP to complete the processing.
21. A preview of the transaction will now be provided prior to reprinting the receipt.
22. The Report configuration has been enhanced to allow the end user to associate a period number to one of the allowed period types.

System

1. Improvements have been made to the Ticket Reprint function to decrease the amount of time it takes to bring up the transaction list and display the preview of the latest transactions.
2. Ruby Rover Interface is now supported.
3. The Petro Suite Installer (PSI) has been enhanced with the following selections during the software installation:
 - If the Hard drive (HDD) is present, but not assigned for internal use, it will be assigned and formatted for internal use.
 - If the HDD is present and assigned for internal use, it will be re-formatted.
 - If there is no HDD, the installation will be aborted.
4. The Verifone Commander E Variant is now supported with Auto Upgrade.
5. This enhancement adds the ability to enter a Name and Telephone for Food Service orders that are taken at the POS directly.
6. New configuration changes will allow only SSL (https) access to the EPS diagnostics page.
7. The following are updates or changes to the Verifone Commander LAN Configuration in the Verifone Configuration Client:
 - A column called "Service" was added under the "Device Specific Routes" panel and "Global Routes" panel for controlling Verifone Hosted Services.
 - "Use EZR /VeriFone Zone" in the Verifone Services Routes was renamed to "Use Verifone Zone Router".
 - If the user selects manual entry, Verifone Configuration Client allows them to change the destination IP of VFI hosted service and will not allow them to delete the VFI services. If user wants to reset the changed destination IP address of VFI Services, they can click "Reset Factory Settings".
8. EZ Receipts are now supported inside and outside. It allows the everyday customer to opt into getting receipts by email instead of printing them. It will be assigned to a card payment of their choice. The benefits include saving time at the POS or DCR, saving money on paper and printer maintenance, and saving on environmental resources.
9. During Verifone Commander software installation and if the user tries to use the Hard Drive without the correct formatting, the Verifone Commander will

now stay at the "A8" state and a warning message will display instructing the user for a reinstallation of the software including a complete Hard Drive formatting procedure.

10. An Age Verification Report has been added to display the cashier's transaction information and the calculated age and birth date for the purpose of age verification when purchasing age restricted items.
11. Global Time Zones are now supported and configured during Verifone Commander software installation.
12. A new parameter "No PIN pad" has been added on the POS at Maintenance Menu > Device Configuration > PIN pad Configuration. The two options are "EPS PIN pad" and "No PIN pad". The default is "EPS PIN pad" and if a PIN pad is not present, "No PIN pad" should be selected and the POS rebooted.
13. The Tank Level Sensor Report (TLS) has been added to the Verifone Commander Console.
14. Users are now prevented from creating passwords with trailing spaces.
15. The Auto Upgrade has been enhanced to provide support for applying upgrade either immediately at Day Close or at a Day Close on a specific calendar date as specified by VRSD agent. Additionally, user will have the choice to quit the automatic upgrade and trigger the upgrade manually.
16. Third party POS to interfacing with the Forecourt functionality of the Verifone Commander via Conexxus POS-FDC interface is now supported.
17. This enhancement allows an external POS/Client to register with the Verifone Commander to receive specific updates such as Alarms, Transactions, Period Close Updates and Auto Upgrade notifications. It also provides support for configuring and using a Secondary EPS with Verifone Commander.
18. The Verifone Commander has been enhanced to collect POS (Point Of Sale) specific operational information from all the registers at the site and send it to registered listeners. The following information will be collected:
 - Additional sales Information from all the registers
 - Status of peripherals connected to the registers
 - Status of the Car Wash
 - Register reboot timestamp
19. The POS Help Documentation has been updated on the Verifone Commander.
20. This enhancement will apply the ticket level discount received from MPPA (Mobile).
21. This enhancement will introduce "Place Order" and "Get Order" functions for food-service and iOrder transactions. These functions will be similar to suspend and recall. The "Place Order" function will be sent to the "Kitchen". The "Get Order" function will only list those transactions by the "Place Order" functions.

22. This enhancement increases the display time for the cashier to view the transaction and change due based on the site's parameter settings after the cash drawer is closed.
23. Auto Upgrade now supports upgrades from the existing version to the same version.
24. When Auto Upgrading the Verifone Commander to a version that has new mobile configuration parameters, some parameters must default to a value since they are non-existing prior. This enhancement will add that capability as well as add default values for Mobile Loyalty Mixing.
25. The Food Service Updater Agent is a component that has been added on the Verifone Commander and manages the route for food service configuration file transfers between Verifone Commander Agent and Food Service subsystem. It periodically checks Verifone Commander's upload and download directories for requests requiring its attention and responds to them.
26. The following Modify Order and Dine In/Take Out functionality will enhance the food service in the POS:
 - Modify Order — User can now touch the ticket window to see “Modify Order” options that permit the user to delete previously selected items and sub-items, change quantity of previously ordered items and then resume the order.
 - Dine In/Take Out Functionality — In previous versions, users would create two item elements (without PLU number assignments) to indicate when an order was Dine In or Take Out. This functionality has been changed. Dine In/Take Out elements should now be element type “Other” with a Special Function option selected as appropriate (“Dine In” or “Take Out”).
27. The following will enhance the functionality for food service on the POS:
 - The POS will allow the cashier to move back and forth between menus in a Food Order without removing the previously entered items.
 - The POS will allow the cashier to edit the food order after another item was added to the transaction. A new “EDIT FOOD ORDER” button was added to the touch menu.
28. This change in the Verifone Commander software restricts the forms on the Verifone Configuration Client User interface as well as access to functions on the Verifone Commander depending on the selection during the software installation for one of the following: Verifone Commander, Verifone Commander EF, Verifone Commander E, and Verifone Commander F.
29. This feature introduces the Configuration Manager (CM) Agent. It is a new form in Verifone Configuration Client > Initial Setup > CM Agent. It is used for communication between the Verifone Commander and Cloud Host Configuration. Currently, the CM Agent is used for pulling and saving selected configuration data sets to and from the cloud host.
30. This feature adds the ability to select the country, language and currency during the Verifone Commander installation process.
31. Spanish translation is now supported on Topaz.

32. The OTP (One Time Password) implementation for Verifone Commander has been enhanced and now includes Verifone Configuration Client.
33. The new Verifone Commander installer v1.10.02 will support firmware upgrade for Innodisk DOM to S141121V in addition to Apacer and BCM Innodisk DOMs supported in v1.10.01.
34. This enhancement will upgrade all the Verifone kiosks connected at a site with a software package downloaded from Verifone's remote server. The Auto Upgrade application on Verifone Commander detects the package, validates and verifies it, and sends it to master kiosk upon request. In addition, Auto Upgrade application displays an alarm on all POS terminals alerting cashiers that the kiosk upgrade is pending.
35. The system now supports the Date/Time formatting based on the Country Locale. The system will display and the print the date in the proper format for the following:
 - POS Receipts
 - DCR Receipts
 - POS Reports
 - Verifone Configuration Client
 - POS User Interface
 - Style sheet /Report Navigator
36. Currently, the only systems that supply Digital Video Recorder (DVR) security information are the Topaz and Ruby2. This enhancement allows the application running on Verifone Commander to generate DVR information. The two types of DVR connections supported are serial (RS-232) and UDP Multi-cast.
37. The following are changes or additions to the Verifone Commander:
 - Button to clear Reserved Pump
 - Promo and Special discount are selected by default in PLU Configuration
 - Special Discount is selected by default in Department Configuration
 - Report Navigator period names were changed
 - Rolling up the database reports is now the default
 - Force DOB on ID check is now enabled by default
 - If Force Safe drop is enabled then allow safe drop is now automatically enabled
 - Product Code field cannot be blank when new department is saved
 - Operator symbols are replaced with text in Verifone Configuration Client
38. The Verifone Commander system now provides diagnostic capabilities which can be used by both the Helpdesk as well as site users. This feature provides the access to diagnostics through the POS Maintenance Menu. The

Diagnostic Menu has options for General, Forecourt, POS, and Payment status.

39. Currently, when an Electronic Check payment is processed, a copy of the check image is captured by default and temporarily stored on the Site Controller and then uploaded to the check image server. This feature allows a user to enable or disable this functionality on or off on demand.
40. The timeout value associated with the installation process was increased from 15 to 25 minutes to give the new installer more time to do a Topaz firmware update before starting the regular installation process.
41. This enhancement enables the Gemreg auto re-registration process to consider more than just the first application upgrade package delivered via VRSD from VeriCentre.
42. A designated POS is now supported as a Food Service Drive-Thru System to be used in the food service area. There will be an integration of an Order Confirmation Board. There will be two physical locations:
 - Payment Window - The POS system at this location is where the cashier will ring up a sale and submit to the kitchen. This location will also be used to pay for an order after it has been retrieved.
 - Pick Up Window - This is the window where the customer receives their order.For those installations that use just one window, the "Payment Window" and "Pick Up Window" functions are combined.
43. The Package Sender Utility was updated to detect and report various error conditions.
44. The following enhancements were added to the Kiosk Auto Upgrade:
 - The iOrder application will send version details as soon as the Verifone Commander is made available within the LAN.
 - The "iOrder X.XX.XX available" alarm that was displayed on the POS even during kiosk upgrade was changed to "iOrder upgrade in progress".
 - The iOrder Upgrade Summary Report will be displayed after the upgrade.
45. The status of each vending machine connected to the controller will be displayed in the Helpdesk diagnostics page.
46. The Verifone Commander and Topaz OS has been updated to support Global Verifone Commander by processing non-US ASCII characters and Topaz control, such as Adjust Volume, Adjust Brightness, and Adjust Screen Saver.
47. Auto Upgrade will now continue even when there are pending or stuck fuel transactions.
48. Additional information about POP Discounts has been added to the POS Journal file.
49. The Request ID will be preserved for lottery requests in order to communicate with the correct EPS in a Multi-EPS environment.

50. Additional information about Loyalty Accounts has been added in the POS Journal file.
51. The Verifone Commander and Topaz application installer has been enhanced to retry three times before rebooting back to the existing application.
52. The Verifone P400 PIN pad is now supported. It accepts EMV and Signature Capture. The P400 is connected with an IP based LAN cable. It is configured through Verifone Configuration Client > Payment Controller > POS configuration tab. The cashier will have the flexibility to choose from multiple PIN pads at any period of time using a soft key or as a function on the touch screen.
53. Service ID and Helpdesk number was added to Help > About screen on the POS.
54. Gemcom32version 1.08.13, enables the RubyLink Comm Options configuration program to request an One-Time Password (OTP) from the user when configuring the hidden user account that is used by Gemcom. Prior to this change, Gemcom32 automatic password management could not be used with Verifone Commander software versions that incorporate the OTP security measure.

VISTA

1. Split tender support was added for fuel transactions on VISTA terminals.
2. Mobile (ASA/SLA) transactions are now supported on VISTA.
3. The Reprint functionality has been enhanced on VISTA to support Reprint Sticky Labels and Reprint Receipt with filtering options.
4. Three new tabs have been added to Verifone Configuration Client for Carbon Workstation:
 - Item Subset - Select a group and add items to that group
 - Item Set - Select color and image for each Item Set
 - Terminal Preview - Displays Available Item Sets and Selected Item Sets for each Terminal Name
5. Safe Drop and Safe Loan support has been added for VISTA.
6. The VISTA system will now print the successful or rejection data from the host on the receipts.
7. Support was added for PAN and Alternate ID to be read via barcode on Verifone Self Checkout devices.
8. The VISTA platform has been enhanced to save logs on the Verifone Commander.
9. A new menu item "Image Upload" has been added under the Tools menu for the VISTA platform. This form allows users to upload images based on the application type. When the user uploads one or more images, by default, the system considers the file name as the image name, but the user will have the

option to update the name. This form also has the option to delete previously uploaded images.

10. The POS now prompts for a customer name for the sticky label when total is pressed on VISTA.
11. Loyalty barcode scanning is now supported on VISTA.

VIPER

EMV

The VIPER now supports multiple EMV configurations. The VIPER will map a particular EMV configuration to the appropriate devices.

InComm

1. InComm FEP now supports the card that has the “==” sign in the Track2 data.
2. For InComm FEP, the DCR preauthorization amount can now be configured in Verifone Configuration Client.

Loyalty

1. The invalid loyalty card prompt has been changed so that it displays on the POS for two seconds.
2. The expiration date format will now be populated when payment is acquired through a multiple loyalty prompt.
3. New functionality has been added allowing the loyalty host to send down and apply card table entries.
4. A configurable option was added to only prompt for loyalty if there is a fuel item in the transaction. Another configuration setting was added allow this prompt to be displayed to the cashier instead of the customer.
5. A Mobile softkey was added to the Rewards Customer Yes/No prompt if the customer has loyalty attached to their mobile payment.
6. Optional PPG discounts will not be carried on through the transaction if they are rejected. They will be dropped.
7. The VIPER system now supports the industry loyalty version 1.1 standard.
8. Loyalty selection is now enforced. If the loyalty token is acquired and the preferred FEP has not yet been selected or the customer selected a FEP not supported by the card that was used, the user will be prompted to select the correct program. If a card is configured for three FEPs, the system will only use the program that was selected. Also, if multiple loyalty is enabled, the system will not prompt for a preferred program. Additionally, if a card is used that is only associated with one FEP, the system not prompt. This is most likely seen if multiple hosts are supporting Alternate ID and/or phone number manual entry.

9. This enhancement will set Track 1 and Track 2 fields in the loyalty card table when adding entires via the hybrid selection process.
10. Enhancements were made to TLS with the Loyalty Interface.
11. SmartCards are now supported for Hybrid loyalty cards.
12. VIPER will unmask loyalty PAN in T-Log as long as it is not a hybrid card.

Mobile FEP

1. After performing a Close Day and the Mobile Settlement Report generated for a specific period, it contains Host and Terminal details which also includes the Payment and Discount details of Host and Terminal separately. It now includes the Payment Summary and the Discount Summary highlighting the Terminal Totals and Host Totals for Payments and Discounts.
2. Mobile Settlement Report format has been changed to separate discount details with payment details.
3. The ASA Mobile Payment Report is now separate from the Network Card Flash Report.
4. The POS/FCC Mobile Payment functionality has been enhanced to support the following Above-Site Mobile Discounts:
 - Ticket Level Above site discounts
 - PPG Above site discounts
 - Mobile Loyalty Award for fuel Only after fueling
 - Sending the discounts details to Mobile Service in the sale items
5. The following Mobile functions are now supported or have been added:
 - Mobile Above Site Discounting
 - Mobile Above Site Discounting Reports
 - Mobile Optional Rewards Customer Preferences for VIPER Loyalty Rails
 - Mobile Finalize Receipt Lines
6. The Mobile Terminal Batch Detail Report has been reformatted to support extended authorization numbers.
7. The following new Above Site Loyalty Reports have been added to the Mobile app:
 - Loyalty PPU Transaction Detail
 - Loyalty PPU by Grade
8. Mobile Host communication enhancements have been made to handle remote unresponsiveness.
9. The default value is now sent as "0000" for the loyalty program ID in site update to Mobile host.

10. The Mobile Service now supports the Date/Time formatting based on the Country Locale.
11. A Terminal Batch Detail Report has been added for Mobile transactions.
12. The POS system now supports Mobile Site Level Authorizations (SLA) for inside and outside transactions.
13. The ability has been added for an MPPA, (Mobile Host), to specify a payment method, i.e. Credit and/or Debit, that will allow for site level transactions to skip the "Credit and/or Debit" prompt.

NBS FEP

1. Multiple Product Dispenser (MPD) Preauthorization is now supported. Preauthorization is initiated from outside. The VIPER will include product detail for all available products at pumping station to the network. Product details includes only the product code and unit price. If the network approves the preauthorization, then the network will return only those product details that the cardholder is allowed to purchase, or if no product details are returned, then all products submitted are allowed.
2. The VIPER will now send a zero dollar completion for any incomplete preauthorization transaction and will send void only for completed authorized transactions.
3. The VIPER will not send EMV data for Voice authorized approved transactions.
4. The debit balance inquiry offline decline will not send void with transaction code 54 to the host.
5. Store and Forward (SAF) processing has been enhanced to include a new report called "Store and Forward Queue Report" that will have the details of all uncollected transactions. When the report is selected, the user will be prompted to enter the acquirer batch number and it will display the following the following sections:
 - **Transactions in SAF Queue:** This displays the information about all uncollected transactions.
 - **Exception Transactions from SAF Queue:** This displays the required information about all the transactions for the entered acquirer batch. They start with the prefix "SE".
6. MasterCard and Visa Fleet cards are now supported for the NBS FEP.
7. The system was setting the merchant force online parameter to '1' for debit cards. This value was changed to zero.
8. The POS now prints the Network ID, Name and Trace number on the receipt for debit transactions.
9. Quick Chip processing is now supported on the system reducing the amount of time the EMV card is in the terminal. The setting can be found at Payment

Controller > EPS Configuration > EPS Global Configuration > Quick Chip Setting.

10. The NBS FEP now supports outdoor EMV.
11. The NBS FEP now supports contactless EMV.
12. The following enhancements were made the NBS FEP:
13. Union Pay and JCB cards are now supported.
14. AVS Prompting will remain enabled after Trigger Pull.
15. PAN is now masked if transaction is manually entered.
16. Quick Chip Cashback is now supported for the NBS distribution.
17. Outdoor EMV Fallback is now supported for the NBS FEP.
18. Quick Chip Cashback is now supported for the NBS distribution.

Proprietary Fleet FEP

A Signature Line check box will now be provided in Verifone Configuration Client > Proprietary Fleet Configuration > FEP tab to enable and disable signature line in receipt for Proprietary Fleet transactions.

System

1. Quick Chip processing is now supported on the system reducing the amount of time the EMV card is in the terminal. The setting can be found at Payment Controller > EPS Configuration > EPS Global Configuration > Quick Chip Setting.
2. The VIPER to ViperPAY communication has been enhanced after an Auto Upgrade.
3. New Netloader commands have been added when sending ViperPAY updates to the PIN pad. Also, VIPER will auto send, if a newer ViperPAY is available, to the PIN pads upon startup.
4. The following two enhancements were added to the Netloader installation process:
 - The VIPER will wait several minutes for a response from the Netloader that it has unpacked the download before moving to the next item in the install package.
 - An “Update in progress” message will be displayed on all eligible PIN pads. This prevents the cashier from logging on and using the PIN pad during the update.
5. Improvements were made to the PIN pad update process.
6. For EMV cards, if the user enters in a PIN, the system will treat it as a Debit or else Credit without a PIN.

7. The OTP (One Time Password) has been added for Third Party POS systems. Generate Config OTP and Delete Config OTP menus have been added under EPS Network Functions.
8. The Fill-Up functionality can now be disabled on VIPER.
9. A secondary PIN pad is now supported with the VIPER and can be configured in Verifone Configuration Client at EPS Global Configuration > POP > Secondary POP Configuration.
10. System improvements have been made to decrease transaction times.
11. A new feature has been added to support the ability to purchase and activate products or services from a Third Party Product Provider. The site may utilize a Kiosk, POS Terminal, mobile phone, browser, or third party device or service to sell a range of products, such as money transfer, travel money, reloadable debit cards and check cashing. The interface is configured in Verifone Configuration Client at Payment Controller > Third Party Product Configuration to map these products to Departments. Additional configuration is located at Payment Controller > EPS Configuration under the appropriate FEP (e.g. Cullinan Configuration) for connectivity to the host.
12. For outside transactions, EMV is the default transaction process. If PIN_SELECT is enabled, the MOP is set to Credit or Debit.
13. For Verifone Commander E, the PMC will now receive the Reconciliation with Closure request from the Third Party POS and in such cases, will notify the system about the day close, so that all the required tasks can be executed.
14. The VIPER now communicates to ViperPAY the refund transaction type received from the POS.
15. The device responses will now be unmasked from the POP for debugging EMV issues in the field with the exception of PCI data.
16. Quick Chip processing with Cashback is now supported. User Roles, vquickchipcfg and vquickchipcfg, were added to Verifone Configuration Client > Quick Chip Configuration.
17. Core VIPER now supports Inside Contactless EMV cards.
18. Outdoor EMV Fallback is now supported on Core VIPER.
19. Core VIPER can now be configured to enable or disable EMV fallback for outdoor transactions only.
20. If the Cashback value is not present in the AID Configuration for Quick Chip Cashback transactions, it will default to "True".
21. ViperPAY must be upgraded to version 4.06 prior to VIPER using the new Verifone Commander OS 1.12.00 version.
22. Core VIPER now allows certain cards to be processed as Mag-Stripe when there is a chip error or failure.
23. The length restriction for barcodes has been removed. Currently, the limit is 30-digits.

24. The VIPER now sets the EMV contactless authorization amount to the highest contactless customer transaction limit for an AID available at the site.
25. VIPER now separates EPOS mail records based on the new PPG price.
26. Currently, VIPER is defaulting the connectivity to ViperPAY using TCP/IP. TLS is now disabled by default. In addition, the ViperPAY TLS version is selected by default.
27. MX 800 ViperPAY 4.00.08 and MX 900 ViperPAY 4.03.07 will be used in this distribution.
28. The system can now be configured to allow a network error message or "Please See Cashier" error message to be displayed at the DCR. If the network error message is configured, the cashier will be able to view the network error message inside on the POS. This is configured at Payment Controller > EPS Configuration > EPS Global Configuration.
29. This enhancement allows any POS to receive alarms and journal events by allowing them to log on with their normal POS ID and a POP ID of 000. The requirement of logging on with a POS ID of 000 no longer applies.
30. The reconciliation process has been enhanced on the VIPER when there is no Primary FEP.
31. The system now supports up to ten DUKPT keys in ViperPAY on the MX 800 and MX 900 Series PINpads and the ability for POS or EPS to select specific keys to be used.
32. The VIPER now supports the Date/Time and Currency formatting based on the Country Locale. The system will display and the print the date and currency in the proper format. There will also be an option to change the language.

RESOLUTIONS

Verifone Commander

Car Wash

1. Previously, there were Car Wash Pay Point failures after period close. This was corrected.
2. Previously, when a Car Wash PLU was eligible for fuel based promotions and the fuel transaction was awarded a car wash PLU based POP discount, the car wash promotion was not applied post fueling. This was corrected.
3. Previously, only two out of three car washes were displayed on the car wash menu when using full screen and no soft keys. This was corrected.
4. Previously, when a car wash was sold in a fuel prepay transaction, there was no car wash code available. This was corrected.

5. Previously, when a lesser amount car wash was purchased, a code was generated for the most expensive car wash. This was corrected.
6. Previously, the user was unable to delete a car wash key from Verifone Configuration Client > Car Wash Configuration. This was corrected.

Cash Acceptors

The following cash acceptor issues were corrected:

- Cash Acceptor transaction with fuel underrun amount prompted customer "Receipt Y/N?" instead of automatically printing the refund due receipt for customer to take inside.
- Pressing the DCR 'ENTER' key before the inserted bill has been escrowed, could cause the following:
 - Attempting to authorize the pump for \$0.00 caused pump authorization failure.
 - Stacking the last inserted bill but not counting as part of the total fuel authorization amount or refund amount.
 - Causing cash acceptor to return the last inserted bill that was not stacked.
- After processing first bill inserted, the cash acceptor could accept bill type denominations not set up in Verifone Configuration Client.
- After customer had Loyalty processed first at the DCR and the payment screen was displayed, attempts to insert cash not being accepted.
- The payment screen prompt "WELCOME. ADD CASH OR" was not displayed when cash acceptors were enabled and a DCR graphics idle screen was configured.
- The DCR idle screen was not allowing the loyalty program name to be displayed, but instead the "Rewards" text was displayed even though only one loyalty program was used.

Verifone Configuration Client

1. Previously, in Verifone Configuration Client > Promos and Discounts > NAMXL deal, the Save operation was not working when a List ID, Description, and Department was added in the Item List Maintenance tab. This was corrected.
2. Previously, when a fee configuration was saved such that range and amount values were zero and an auto upgrade was performed from a base lower than Base 41 to any of the higher bases, it failed to restore payment configurations and completed the restore stage-1 with an error. This was corrected.
3. Previously, when the user selected Range and Amount as a fee type and then the value in amount and range tabs were zero, the configuration could not be saved. This was corrected.

4. Previously, the “Previous Menu” button was not working on the Touch Screen for Scanner/Secondary Scanner Configuration under Device Configuration menu. This was corrected.
5. Previously, the Auto Generate POP Codes feature was not loading POP options for all 20 fuel definitions. This was corrected.
6. Previously, in Verifone Configuration Client on the Retrieve PLU page and for PLU Number filter criterion, the “like” operator was unable to do a Partial Search. This was corrected.
7. Previously, the Helpdesk Diagnostics submenus were not displayed in order when user logged into Verifone Configuration Client with Spanish language. This was corrected.
8. The following One Time Password Verifone Configuration Client issues were corrected:
 - For Verifone Configuration Client users, the “Generate OTP” link would disappear after clicking on it in the OTP dialog box.
 - The One time Password Guidelines were missing information for Verifone Configuration Client users.
 - Verifone Configuration Client continued to prompt for OTP multiple times until user logs out.
 - Only first Verifone Configuration Client session was expiring after expiry time when multiple sessions were logged in.
9. The following Trailer/Slogan line issues were corrected:
 - If Register slogan lines were configured with only space and no characters, the blank lines were not printing in receipt but it was displayed in the reprint window.
 - Enabled option was disabled after Auto Upgrade for Ticket Logo and Ticket Slogan only when spaces and no characters were given for some lines.
 - Verifone Configuration Client was allowing more than 80 characters for Register Ticket Logo/Slogan lines.
 - Entered lines were not printing on Gilbarco DCR (IP based) DCR receipts until initializing DCR driver for DCR Receipt Header/Trailer lines.
10. The following Verifone Configuration Client issues have been corrected:
 - The system was not allowing the user to login into Verifone Configuration Client with valid credentials when session had expired automatically.
 - In Verifone Configuration Client, all decimal value fields were not accepting more than one character.
 - PLU Price box only allowed one digit to be entered.
 - Device Specific Routes did not scroll.
 - There was a blank drop down option under Veeder Root TLS configuration for stop bits.

- Touch Screen Configuration “Force Topaz Layout” option was checked for Topaz.
- Car Wash Key ID = 00 was not saved in Verifone Configuration Client.
- For NAXML Deals in the Combo maintenance screen, the Start time and End Time of newly created combo displayed values of previous combo.
- When changing password in POS Verifone Configuration Client, an error "Invalid Credentials" displayed after entering password in each tab.
- For NAXML Deals, the Department list in Item List 2 was overwritten when the POS updated the List Type from PLU to Department in Item List 1.
- Verifone Configuration Client was non-functional when user tried to enter the Account Number by removing the default value zero in House Account/ Pay In/ Pay Out.
- The Form locked up after creating a new employee under POS Security Manager on Internet Explorer® 11.
- After creating a new MOP, user was not able to create next MOP immediately in Internet Explorer® browser.
- For NAXML Deal, the user was unable to save configuration when List Type was changed from PLU to Department Type or vice versa.
- In Touch screen configuration, user was able to create a new screen with the same name by using new or copy option.
- All the POP numbers were populating with Discount Type as PLU, if the POP number equaled one and was configured with PLU discount type.
- In NAXML, modification of existing Item list record to another List Type created duplicate ID.
- “Only one item can be selected for 'equal to' operation” error message was not displayed when the user modified operator type of a Rule from “like” to “equal to”.
- Unable to add PLU items using scanner.
- At Verifone Configuration Client > Manage Users > Configure Users and the “Name” field was blank, user was not allowed to cancel the operation.
- The Client Configuration Cashier Tracking setup form removed previous PLUs instead of adding to it.
- In NAXML Deal, the Item List was not saving properly with more than two modifiers.
- In NAXML Deal and in the Combo Maintenance screen, the new price label with 0.00 value was displaying for “Trigger Item” list.
- In NAXML Deal, the incorrect default value was taken for the “Percent Discount” field when Pricing scheme of a combo was updated from “Weighted” to “Percentage”.
- When adding OTP prompt in Mobile Payment Configuration, it failed.

- In password set up questions, it was displaying as [OK] and [Cancel] instead of [Yes] or [No].
- User was unable to save date and time in Chrome Browser.
- Volume Limit field in Verifone Configuration Client > Fuel Configuration allowed a zero value, but the XML was displaying an error.
- After Error Validation, POP definition was saved without value entered.
- On the POS Configuration tab, pressing Cancel was deleting the values on the screen.
- Manager corrections button was not working in Chrome Browser for Manager Work station.
- User was unable to enable Mobile payments check box in Chrome browser.
- Cancel button displayed on the screen after successfully saving on Chrome browser version 60 and higher.
- Save button was not working in several areas in Chrome browser version 60 and higher.
- Verifone Configuration Client > Vending Machine Configuration was accepting a non-allowed value, but the XML was displaying an error.
- User was unable to save the POP Configuration when clicking save button in Chrome browser.
- Tax created for a sequence number was incorrectly getting duplicated for another sequence number.
- System failed to display an error message if start date was greater than end date time.
- After saving the security level change to a non-zero value on the Security tab, the Security by default went to zero.
- Misspelling of "Liters" under Unit of Measure.
- POP Discount Site Parameters page hid Lowest Price Level Options for POP Configuration Type Alternate.
- When 00/000 was entered in the Cash back fee field, the system defaulted to 9.99 instead of 0.00.
- An OTP window prompted a second time after successfully entering the correct OTP
- Save button remained on the screen after successfully pressing Save.
- Site number was not displayed at the bottom of Verifone Configuration Client. It displayed "null".
- Quantity and packaging price numbers were not displaying when the user saved more than one item in the NAXML mix and match screen
- Unable to select the packing price configuration screen when more than one package item was added.

- Failed to display an error message if start date was greater than end date time.
 - Fault document which Verifone Commander generated was not compliant.
 - User could not modify a combo with trigger.
 - Department “6541 - Lottery Sales Winner” was the default instead of “9998 - MANUAL FUEL DEPARTMENT”.
 - Unable to save with trigger item option in combo maintenance screen.
 - In Verifone Configuration Client Cashier Tracking, PLU Tracking search for PLUs did not allow searching by Product Codes.
 - When Spanish was enabled, Sales Configuration had options not translated.
 - Verifone Configuration Client Data not saved when user upgrade to another Software Base.
 - In Managed Modules, the Host Name for Ruby2 was displayed as Topaz
 - Tax indicator was displayed as “!” as default sign if configured with other sign also as “A” or “1”, in the Tax Rates tab under Store Operation > Payment Option.
 - Auto Upgrade issue for Restore Stage-1 Completed with Errors
 - Save button remained on the screen after performing delete operation in Chrome browser.
 - In the Secondary Currency editable text box, the user was not allowed to edit when cancel action was performed.
 - Tax configuration page was not displaying when the system reloaded the form with breakpoint summary data saved.
 - Accessing the Sales Parameter Canadian GST, caused a blank Tax Rates Configuration Form.
 - When hovering over certain parameters, there were conflicting units
 - Discount Denomination was saved with incorrect Discount ID
 - Delete button was not grayed out for blank Discount Denomination ID.
 - PLU UPC Number was not populated automatically when a 12-digit number was entered
 - Error message was displayed repeatedly on Verifone Configuration Client after the POP Discount mode was changed
 - On the NAXML Deal Form and in item List Maintenance Screen, the Department drop down list was not populating
11. Previously, when a user was logged into Verifone Configuration Client with a role that has only “View” command and not the “Update” command for EMV Configuration and the tab was switched after some change was made, an

error displayed. This was corrected and now if the user attempts a change, "Error Saving EMV Configuration Settings" displays.

Dispensers

1. Previously, the POS was truncating the pre-fueling loyalty, pre-fueling payment and post-fueling messages on the dispenser. This was corrected.
2. The following issues were corrected for Latin American countries with a non-US decimal point configuration:
 - Incorrect amount was reported on the Verifone Commander when the Gilbarco pump was configured for a 6-digit total amount display
 - Incorrect amount was reported on the Verifone Commander with non-US decimal point configuration
 - For fuel line items, the receipts had an incorrect decimal point placement for PPU
 - The total printed in the receipt was incorrect when there was a non-US decimal point configuration
 - Incorrect total in POS with a non-US decimal point configuration
 - Maximum limit was not high enough for preauthorization or prepay
 - Slow flow was not high enough for larger preset or preauthorization amounts
 - Incorrect amount was printed in the Fuel Reports with non-US decimal configuration
3. Previously, when a Bennett dispenser was setup in Managed Modules, a price discount locked up the dispenser. This occurred on dispensers with grades that did not receive a discount. This was corrected.
4. Previously for different decimal configurations, an Incorrect amount was reported on Verifone Commander when a End of Transaction message was pending after a Verifone Commander reboot. This was corrected.
5. Previously for different decimal configurations, the Fuel Price Change was not taking the decimals. This was corrected.
6. Previously for different decimal configurations, real time watch pump while fueling was reporting an incorrect amount. This was corrected.
7. Previously, when full service preset and autoapproval were enabled and the attendant pressed Pay Inside and then entered the amount, the DCR would sometimes get stuck at the "Waiting for Cashier Approval" even if the pump was already approved. This was corrected.
8. Previously, for Tokheim and Bennett fuel dispensers, the discounted prices were not resetting after cancel. This was corrected.
9. Previously, Dresser Wayne dispensers were stuck in a reserve state after a stop or move. The dispenser was unusable for 20 minutes. This was corrected.

10. Previously, Dresser Wayne fueling points were locking up at the Remove Nozzle screen and the pump was no longer authorized. This issue occurred due to stopping an authorized pump and the pump state went to STOP rather than IDLE. This was corrected.
11. Previously, when the Stop button was pressed, the Gilbarco pump was not stopping and the DCR sale came due inside when the handle was lowered after fueling. This was corrected.
12. Previously, when Tier pricing was changed according to the fuel configuration, the fuel prices were not updated on the POS. This was corrected.
13. Previously, when performing postpay transaction above signature over floor limit with local discount, the fueled amount was printed incorrectly on the customer receipt. This was corrected.
14. Previously, the Gilbarco Fuel Version was reported incorrectly in Site Asset Data. This was corrected.
15. Previously, when there were multiple fuel channels in a Dresser/Wayne configuration, the pumps on a higher channel were getting locked up and unable to fuel at the remove nozzle prompt. This was corrected.
16. Previously, price changes and POP Discounts were not working at Bennett dispensers. This was corrected.
17. Previously, when a Watch Pump with Gilbarco fuel was performed, sometimes the fuel sale did not come due or came due for zero dollars. This was corrected.
18. Previously, when there were multiple approvals on a loyalty outside pay inside transaction, the discount was lost on the dispenser. This was corrected.
19. Previously, the POS was not removing POP discount for a partial failure from the EPS. This was corrected.
20. Previously, a pump was intermittently unusable when a price change was performed after a discounted transaction. This was corrected.
21. Previously, on Wayne pumps, after an overrun occurred, the pump occasionally went through the IDLE_OFF state prior to end of transaction and sale information was cleared while in IDLE_OFF. This prevented the overrun amount from coming due and the original prepay amount was cleared. This was corrected.
22. Previously, there was an intermittent issue where fuel transaction was not completing and it was locking up the DCR. This was corrected.
23. Previously, fuel system was honoring sale items sent by MPPA that were not configured in Verifone Commander. It was considering 904 sale item as a Car Wash item and then adding a PLU item to the transaction for the 904 Sale item. This was corrected.
24. Previously, Gilbarco Fueling Point with Autoapproval was reauthorized after Fuel Point Move. This was corrected.

25. Previously, a due sale on a dispenser disappeared when the handle was lifted for a fuel preset, fueled, and then lowered. The second transaction replaced the first one. This was corrected.
26. Previously, fuel price changes were not sent to the Mobile Payments Processing Application (MPPA) host when fuel price changes were initialized. This was corrected.
27. Previously, when the customer completed fueling and lowering the handle, the sale came due on Topaz instead of completing on PetroVend. This was corrected.
28. Previously, the Forecourt component was attempting to delete or update the configuration files. This caused errors in the Verifone Commander log and EPS Prepaid and Third Party Provider configuration files. This was corrected.
29. Previously, when Gilbarco pump with Real Time Sales Data enabled was stopped, all fuel communication was terminated. This was corrected.
30. Previously the dispenser system was not sending the mobile authorization back to the Mobile Service when "Receipt prompt before sale" was not answered before or during fueling. This was corrected.
31. Previously, DCR was prompting "Pump not Ready" when there was a prepay and reserve on the same pump using the Mobile App. This was corrected.
32. Previously, a discount was removed from a loyalty transaction on a pump when the post pay was approved on multiple POS terminals at the same time. This was corrected.
33. Previously, a Mobile fuel transaction was sent inside as a due sale. This was corrected.
34. Previously, the system was sending a mobile authorization from outside for an indoor prepay transaction. This was corrected.
35. Previously, self and full service levels sites were able to do a Fuel Point Move across different service levels. This caused issues with loyalty transactions since the limits would change based on different prices for the same product. This was corrected.
36. Previously, auto collect fuel transactions were not rolled up in the T-Log if they were at the beginning of a shift for a given fueling position. This was corrected.
37. Previously, if a suspended transaction was recalled after ringing up a post pay fuel, the fuel totals were updated twice when the transaction was paid and completed. The department (POS) and dispenser totals were not affected. This was corrected.
38. Previously, if a non-loyalty pay inside fuel sale was added to a Topaz transaction after a loyalty pay inside fuel sale, loyalty was not finalized for the first fuel item. This was corrected.
39. The following two PIN prompting issues with Gilbarco and Wayne Drivers were corrected:
 - During the second PIN entry, the keypad locked up.

- Dispenser locked up at “Invalid PIN” prompt after the customer entered an invalid PIN at the first PIN prompt.

Dispenser Card Readers

1. Previously, Dresser Wayne DCRs were getting stuck at “LOADING COMPLETE” and not displaying the idle screen after a reboot. This was caused by the DCRs going offline during the loading process. This was corrected.
2. Previously, the DCR locked up due to the cashier approving a calling pump and the customer pressing Cancel at the same time. This was corrected.
3. Previously, there was an extra decimal point in the “Enter Amount” prompt on a Wayne 2-line DCR display for Full Service Preset. This was removed.
4. Previously, the fifth digit was not displaying for Full Service Preset Amount on the DCR screen. This was corrected.
5. Previously, when forcing a DCR initialization, it could cause DCRs to become unusable until a subsequent initialization. This was corrected.
6. Previously, the current date configured was not displayed on DCR receipts. This was corrected.
7. Previously, “DCR Card Not Allowed” message was displayed less than a second and not for the time value configured. This was corrected.
8. Previously, Tokheim DCR transactions were approved and then the Tokheim DHC sent a sale amount four seconds after the pump was authorized. This caused the current customer to either be charged for the previous fuel sale on that pump or charged a zero amount. The pump position then went back to BUSYON state four seconds later and allowed the customer to fuel. This actual sale then came due inside. This was corrected.
9. Previously, mag-stripe transactions were not working on the DCR. This was corrected.
10. Previously, the Gilbarco DCR displays sometimes were stuck at CRIND BIOS and the Encore 700 debit prompting was not working after a Verifone Commander reboot or auto upgrade. This was corrected.
11. Previously, when the customer pressed cancel on an authorized DCR transaction, pump did not stop and then they continued to fuel. The original sale was tendered for zero dollars and the fuel transaction came due inside. This was corrected and now the fuel transaction will continue if the pump fails to stop.
12. Previously, pending fuel transactions were preventing Auto Upgrades. These fuel transactions were loyalty outside pay inside transactions that were aborted or timed out before fueling. This was corrected.
13. Previously, if a DCR on an original fueling position was initializing due to power or communication failure and a prepay move was performed at the same time to another pump, a zero due sale was generated as soon as the prepay was moved. If the cashier tendered the zero due sale, the POS sent

- zero dollars to the original transaction and the new pump was still authorized. This was corrected.
14. Previously, the DCR messages were not working properly with the Unattended Mode. This was corrected.
 15. Previously, when a pump was approved, the remove nozzle message displayed after one minute even though the pump was already approved. This was corrected.
 16. Previously, when the mag stripe data of the card was damaged, the POS or DCR displayed the insert card again message instead of See Cashier. This was corrected.
 17. Previously, the prompt for loyalty after payment was not functional at the DCR with Quick Chip EMV. This was corrected.
 18. Previously, AIDs with common RIDs selected the terminal capabilities for credit which was incorrect. This was corrected.
 19. Previously, the terminal capabilities on the VFI-GVR combination were not selected correctly when US Common China Union Pay card was selected. This was corrected.
 20. Previously, there was an intermittent issue with Gilbarco EMV DCRs going offline after DCR initialization. This was corrected.
 21. Previously, for an outdoor transaction with SLA Loyalty (single / multiple) and also card swipe loyalty, the receipt was missing the SLA Loyalty details though the discounts were applied due to the Finalize Rewards Request not sent. Only the Card swipe loyalty details were printed in the receipt. This was corrected.
 22. The following outdoor EMV issues were corrected:
 - Issue with RFID and adjustment for MSR to trim the sentinels from the start and end.
 - Issues with 5-inch Dresser Wayne displays.
 23. Previously, EMV Debit DCR transactions were not working correctly. This was corrected.
 24. Previously, the scheduled starting time and ending time of unattended DCR screen was not synchronized with Verifone Commander time. This was corrected.
 25. Previously, when an Unattended Help key was defined and there was no configured text to display, the DCR locked up. This was corrected.
 26. Previously, at the DCR, when there was a Loyalty card swipe and then followed by RFID payment, the transaction was incorrectly marked as using "Swiped" for the entry mode. This was corrected.
 27. The following Gilbarco EMV issues were corrected:
 - POS was not sending the card transaction to the EPS, when the transaction was initiated at the DCR.

- During EMV processing, the background and text color of the dispenser screens were incorrect.
 - When a card was swiped incorrectly three times, “See Cashier Prompt” message was not displayed on both FLEX2 and FLEX4.
 - During the technical fallback, if the card mag-stripe data was damaged, DCR/POS displayed the “Insert Card again” message instead of “See Cashier.”
 - The DCR was not prompting for the PIN entry when the customer entered the incorrect PIN.
28. Previously, the Gilbarco DCR was not processing the transaction with MasterCard application completely until the card was approved from the host. This was corrected.
29. Previously, during EMV processing, the background and text color of the DCR screen were not meeting the standard. This was corrected.
30. Previously, idle images did not properly display on the Secure PumpPAY terminal when Verifone Commander was installed with Spanish. This was corrected.
31. Previously, the DCR displayed “Transaction Canceled” for prompts that used a single key press even though the transaction may have continued. This was corrected.
32. Previously, the Cancel key for Bennett and Secure PumpPAY DCRs was not working for common screens such as Receipt Y/N prompt. This was corrected.
33. The following Gilbarco EMV issues were corrected.
- Intermittent Blank DCR Screen displayed when using Mag-Stripe fallback cards on FlexPay v2.
 - When a card supported multiple languages, the DCR prompted to select the preferred language.
 - Gilbarco EMV DCR was not aborting when Cancel was pressed.
34. Previously, outdoor EMV sites with Gilbarco M5 dispensers were experiencing intermittent lockups of all DCRs. This was corrected.
35. Previously, EMV enabled DCRs were initializing one at a time in series. This was corrected.
36. Previously, the Gilbarco Debit transaction was not advancing to Enter PIN screen after EMV insert. This was corrected.
37. Previously, the system was prompting grade for volume restriction for a DCR transaction. This was corrected.
38. Previously, when a customer initiated a Pay Inside transaction after selecting the rewards button, the sale came due inside and the Cashier was not prompted with “Loyalty customer Y/N?”. This was corrected.
39. The following Wayne Outdoor EMV issues were corrected:

- When purchasing a car wash at the pump, it did not give the user a final selection because the dispenser timed out.
 - When pressing enter without entering a value, the DCR locked up.
 - When EMV configurations were being loaded during a transaction, did not cancel transaction.
 - Terminal was not ending the Chip Card process during a Transaction.
 - Receipts were printing out of order.
40. The following outdoor Wayne EMV issues were corrected:
- The DCR clamped the card and processed the transaction again when prompting to fuel for prepay.
 - Wayne DCR locked up at “Try Another card” message and was unable to proceed with further transactions.
 - EMV enabled configuration was lost after Verifone Commander reboot caused them to not take cards.
 - POS with Wayne ixPay terminal was not filtering out duplicate Issuer Identification Number and Country Code cards from the available list of AIDs returned from the reader.
41. Previously, DCR transactions performed by entering specific preset amount was displayed as volume limit after host approval. This was corrected.
42. Previously, “DCR Initializing Pending” displayed on new manual installation before PDL on any configuration. This was corrected.
43. Previously, secure prompts were not displaying correctly after a DCR Driver Initialization or POS reboots. This was corrected.
44. The following Outdoor EMV Wayne DCR issues were corrected:
- The system was not allowing the user to re-enter their PIN in an EMV transaction for an invalid entry.
 - EMV Cards with only two AIDs were not working
 - Receipts were cutting off characters instead of wrapping to next line
45. Previously, when “Always Print Receipt” was enabled, a declined outdoor payment transaction (swipe or EMV) was printing a blank receipt at the DCR with only the header/trailer information. This was corrected.
46. Previously, the DCR was printing an empty receipt when the transaction was cancelled after Loyalty was processed. This was corrected.
47. Previously, outside transactions were getting preauthorization for the authorized limit, but the customers were able to fuel for more and difference came due inside. This was corrected.
48. Previously, DCR transaction failed if Enforce Grade For Inside was enabled. This was corrected.
49. Previously, the PIN bypass screen was not displaying on FlexPay IV during EMV transaction. This was corrected.

50. Previously, the fuel system was unable to define Tag 0x9F6E from the SPP CRIND when it was preset in a second location. This was corrected.
51. Previously, the Dollar symbol (\$) for PRICE/G was not aligned correctly on the DCR receipt. This was corrected.
52. Previously, when the Fuel Price Initialization and a Topaz Credit Merchandise with Fuel Prepay Authorization was sent at the same time, it caused an authorization exception and possibly led to the transaction not being sent. This was corrected.
53. The following outdoor EMV issues were corrected:
 - EMV Credit refunds were not processed outside the scope of EMV due to which they have been labeled as Partial EMV transactions.
 - For a Quick Chip refund transaction, the system was requesting for TC instead of AAC.
 - Extra AID was added after Auto Upgrade and it was disabled in the AIDtable.xml file.
 - For US Debit AID, if account type is set as "Debit", card match was processed as Credit.
54. Previously, the iX Pay terminal was not clamping the chip card after successful Magnetic Stripe and Chip transaction when EMV parameter was disabled. This was corrected.
55. Previously, the Wayne EMV Kernel would prematurely end a transaction for a variety of reasons such as card blocked, application blocked, or user cancel, and then the system sent a response before there was a request.
56. Previously, during some EMV transactions, the EPS did not send a Remove Card Prompt but instead sent a Card Failure. this caused the DCR to lock up and until a DCR initialization was performed. This was corrected.
57. Previously, RFID Mag only Cards and Apple Pay transactions were not working on Wayne EMV enabled DCRs. This was corrected.
58. The following EMV Wayne DCR issues were corrected:
 - DCR Idle screen text (non soft key) was not centered on the DCR display.
 - Prompts were not aligned on idle screen and the next screen not aligned.
 - When selecting the loyalty softkey before payment at the DCR, the POS displayed an incorrect prompt format and after ALT ID was selected, the key presses were not working.
 - Wayne ixPay PIN pad became unresponsive or did not take any input for the Loyalty Alt ID entry.
 - Invalid Reward Card message displayed with incorrect idle screen.
59. Previously, the terminal auto selected the application for US Maestro. This was corrected.

60. Previously, the Wayne EMV “Card Blocked” message did not display on the DCR screen when Pay at the Pump transaction was performed with American Express or Discover card. This was corrected.
61. Previously, for every Pay at the Pump transaction, the DCR was displaying the message “Clerk has receipt” even though the receipt printed from the dispenser. This was corrected.
62. Previously, the incorrect PIN Bypass screen was displayed on FlexPay II and FlexPay IV. This was corrected.
63. Previously, when EMV debit was followed by mag-stripe debit, it left the DCR keypad disabled. This was corrected.
64. Previously, the “SEE CASHIER” prompt intermittently displayed instead the error message displayed when an EMV card was removed too quickly. This was corrected.
65. Previously, when Viper pushed just a single part of the EMV Initialization, for example, Update Keys, the Wayne DCRs locked up at DCR Initialization and never proceeded to DCR Ready. This was corrected.
66. Previously, when chip card was inserted for Wayne EMV, intermittently, idle screen was not moving to processing please wait screen or the screen was stuck on “remove card”. This was corrected.
67. Previously, there were incorrectly sized images in the directory for Wayne EMV. This was corrected.
68. Previously, on EMV Wayne DCRs, the receipt was not printing due to long character lines and a DCR Driver initialization was required to allow printing again. This was corrected.
69. Previously, at a Full Service dispenser and then enter was pressed at the amount prompt, the Wayne iX Pay DCR locked up until it timed out. This was corrected.
70. Previously, after the EMV enabled RFID tap, the Wayne DCR display remained at “BAD READ - PLEASE RE-TRY” message and never timed out to proceed back to the payment screen. This was corrected.
71. Previously, “Clerk Has Receipt” was displayed on Wayne iX Pay even though the receipt was printed. This was corrected.
72. Previously, Wayne EMV DCRs were locking up at “EO1” after network interruption. This was corrected.
73. Previously, when the Verifone Commander was rebooted with changes, the Wayne iX Pay displayed “Pay Inside” instead of the welcome screen even though the DCR was fully functional. This was corrected.
74. Previously, a Wayne EMV DCR would lock up at any point during a transaction and a Verifone Commander reboot corrected the issue. This was corrected.
75. Previously, Idle or Welcome screen text was not displayed on Gilbarco FlexPay IV after DCR driver initialization. This was corrected.

76. Previously, when the DCR debit customer entered their PIN, the DCR screen appeared to freeze and then went back to the payment screen. If the customer attempted the debit card again, it worked. This was corrected.
77. Previously, for any DCR type that uses Secure PumpPAY software and when a DCR was loaded without a logo, the Secure PumpPAY displayed the loading complete notification immediately even though the DCR was not finished loading. This caused the DCR getting stuck on "LOADING COMPLETE" rather than displaying the idle screen. This was corrected.
78. Previously, many of the DCR logos were incorrectly named or non-existent. This was corrected.
79. Previously, mobile authorization was defective whenever the pump nozzle was lifted after the pump reserved and before the pump was authorized. This was corrected.

Food Service

1. Previously, when a kiosk order satisfied several rules, the system printed multiple kitchen printer paid receipts and multiple "customer paid chits" on the POS printer depending on the configuration. This was corrected.
2. Previously, the system was printing transaction number instead of pick up numbers going to the kitchen on the Kitchen Printer receipt. This was corrected.
3. Previously, line item modification dialog was displayed for food order after recall with POS Kitchen Printer. This was corrected.

Manager Workstation (MWS)

1. Previously, the "Accept" command in Manager Workstation (MWS) was executed before the MWS Log was available. This was corrected.
2. Previously, when a cashier reconciliation was performed from the Manager Workstation (MWS) application, it would not contain any MOP zero actual totals and ECR totals at the printing of the cashier journal. This was corrected.
3. Previously, some of the print cashier events were missing from the Manager Workstation POS Journal. This was corrected.
4. Previously, the Transaction Set Archiver failed to transfer MWS Journal File. This was corrected.
5. Previously, the Cashier Period information was missing from the vmwslog/vmwsposjournal when reconciliation occurred on the POS. This was corrected.
6. Previously, Pay Out amount displayed in the printed Cashier Report from POS was incorrect when compared with the "Pay Out" amount displayed in the Finalize Screen Manager Workstation and Report Navigator. This was corrected.

7. Previously, the Cashier periods belonging to the previous day report were added to the current day report. This was corrected.
8. Previously, the Auto Upgrade was completed with errors in the Restore Stage 2 for POS system and the message “None of the Totals Data could be restored” was printed on Upgrade Summary Report. This was corrected.
9. Previously, the Deposit Report amount in Manager Workstation was incorrect when lotto redeem refunds were processed.
10. Previously, the Finalize Deposit form in Manager Workstation displayed “Total to Account For” in Spanish when English was selected. This was corrected.
11. Previously, the user was unable to save manager corrections for the Cashier Report in Manager Workstation. This was corrected.
12. Previously, the user was unable to update the correction amount during manager review in Manager Workstation. This was corrected.

Reports

1. Previously, EMV Transaction Reports were not displaying, but a failure message instead. This was corrected.
2. Previously, when Exit was pressed at Report Review menu and the system exited two pages back to the Network Menu. This was corrected.
3. Previously, total merchandise sales were not reflected under the Totals section in the Cashier Report for Prepay with Merchandise transactions. This was corrected.
4. Previously, duplicate prepay rollback transactions were creating large negative numbers in the reports. This was corrected.
5. Previously, the Day Close Report printed on the Topaz did not include T-Log based report such as safe drop, PLU exception and money order. This was corrected.
6. Previously, total merchandise sales were not reflected under the Totals section in the Cashier Report for Prepay with Merchandise transactions. This was corrected.
7. Previously, amounts were doubled in the Cashier Report after completing a fuel prepay. This was corrected.
8. Previously, the currency conversion failed in the Cashier Summary Report when using a secondary currency. This was corrected.
9. Previously, the Day Close Report printed on the Topaz did not include T-Log based report such as safe drop, PLU exception and money order. This was corrected.
10. The following Auto End of Day (AEOD) issues were corrected:
 - AEOD Failure status notification was not displayed until the cashier logs out and logs back in.

- “Period close in progress” overlay did not appear when in Network Functions Menu > EPS Network Functions > Cashback Configuration or POP Configuration > POP Configuration Edit screen or Cashback Configuration Screen.
 - Fuel functions were not working without logging in again after AEOD failed when the Topaz was in any CSR functions during AEOD.
11. The following EZ Receipt issues were corrected:
 - EZ Receipt Timestamp on printed receipt was different than the receipt sent to the cloud.
 - The transactions in T-Log were not logged as “EZ-Receipt”.
 - Summary Reports were not displaying the EZ-Receipt line item.
 12. Previously, XML EZ-Receipt fields were not added to the Summary Report. This was corrected.
 13. Previously, a period close was failing due to stuck transactions. These transactions were related to Auto-Generating POP code in Verifone Configuration Client. This was corrected.
 14. Previously, ASA mobile transactions are not added to the Network Card Report. This was corrected.
 15. Previously, within EPS Secure Reports, the Ruby2 was displaying a Blank screen when trying to preview the Detailed Report. This was corrected.
 16. Previously, fuel totals were not updated after a period close failed due to suspended transactions. This was corrected.
 17. Previously, the period Name was updated incorrectly for periods 1 through 4 for the current period on the Topaz or Ruby2. This was corrected.
 18. Previously, when the AEOD report failed because the “Delay between closes” restriction was not met. The error message displayed to the cashier “Initiate AEOD Manually” was misleading. The AEOD report was completed and the error message caused another report to be generated by the cashier. This was corrected.
 19. Previously, the PLU Exception Report contained PLU exceptions from suspended sales. This was corrected.
 20. Previously, when the Automatic End of Day (AEOD) Enabled box in Verifone Configuration Client was unchecked (disabled) after being enabled, the previous scheduled task continued to run for the next day. This was corrected.
 21. Previously, the Force Upgrade was not functional if the Batch Close Period was set differently to the Close Period Configuration. This was corrected.
 22. Previously, the POS was generating “Unpaid Transaction Report” and “EPS Network Report” for all the periods (1 through 4). This was corrected.
 23. Previously, fuel sales totals were incorrect if the Fuel Service (FCC) was restarted separately to the Verifone Commander. This was corrected.

24. Previously, refunds to a Mix & Match were populated with the wrong amount and subsequently also the POS Journal. This was corrected.
25. Previously, when DCR transactions were performed during a period close in progress, there were discrepancies between the Dispenser Totals, FP Hose/ Report and POS Department Totals. This was corrected.
26. Previously, during period close, no values were stored after receiving leak inventory data from the TLS device. This was corrected.
27. Previously, the “Reset Totals On Period Close” configuration had no affect on period close runtime. This was corrected.
28. The following Fuel Grade Movement Report issues were corrected.
 - The Fuel Grade Movement Detail records corresponding to Non-resettable totals did not have the correct value for the Payment Systems Product Code attribute.
 - Tier 2 hours did not allow the zero value for midnight.
 - There were missing totals in the non-resettable section in Fuel Grade Movement Report sent to the host.
29. Previously, the Dispenser Report totals were incorrect for Tokheim dispensers. This was corrected.
30. Previously, when multiple combos were rung up in a transaction, the Deal Report displayed only a single combo. This was corrected.
31. Previously, the serial numbers were missing from all the reports in Flash Reports Menu. This was corrected.
32. Previously, the FP Hose Report generated from Print Daily Report > Current Daily had the incorrect product totals and currency amounts intermittently printed throughout the day. This happened after a Shift Close followed by fuel transactions. This was corrected.
33. Occasionally, the following reports displayed incorrect totals throughout the day period. These were corrected.
 - Category Report
 - Department Report
 - Hourly Report
 - Tax Report
34. Previously, after the auto upgrade and the Daily Close was reprinted, the Department Report Section > Negative Department totals printed zero amounts, but there were amounts before the upgrade. This was corrected.
35. Previously, the Gross amounts in the “Department Report” were incorrectly populated when a PLU was assigned with a “Fee” and “Fractional QTY” parameter was enabled. This was corrected.
36. Previously, the In-House Account transaction Details were not displayed in the Cashier Report > Payment out Section, but totals were displayed correctly using Site Report Navigator. This was corrected.

37. Previously, the Blend Report generated by Verifone Commander was not conforming to PeriodTargs.xsd schema. This was corrected.
38. Previously, a voided item was not updated in PLU Exception Report. This was corrected.
39. Previously, when the cashier refunded a promo enabled PLU, instead of subtracting the discounted amount, the POS added it again to the Summary Totals Report. This was corrected.
40. Previously, the Reason Code was not displayed in PLU Promo Flash Report. This was corrected.
41. Previously, iOrder items were displayed as "UNSETTLED SUSPENDS" under MEMO Items in Flash > Summary Report, even after making payment from the POS.
42. Previously, the number of customers, Combos, and Matches were incorrect in Deal Report when these transactions were performed. This was corrected.
43. Previously, in the Print Cashier Report overlay on the Topaz, the Date format was incorrect for the United States locale. This was corrected.
44. Previously, when a cashback sale involved a split tender transaction with two or more network MOPs, the cashback detail in the Summary and Cashier Report was incorrect. This was corrected.
45. Previously the system was populating "CURRENT" in the transSet for print cashier body and to "CURRENT" period entry in the closed cashier period list > Print Cashier Report menu > Reporting Menu in Topaz. This was corrected.
46. Previously, POS Summary Totals Report displayed failed SVC recharges in the totals. This was corrected.
47. Previously, on the Daily Report in Report Navigator, there was not a section that displays the Forgiven Tax Summary. This was corrected.
48. Previously, the system was prematurely sending a Close Cashier acknowledgment during the Close Period. This was corrected.
49. Previously, the total amount of sales items did not add up to the total MOP amount on the Cashier Report after the cashier closed the shift. This was corrected.
50. Previously, if a cashier opened the drawer ready for the next period when AEOD and period close has started, the cashier was able to continue processing sales transactions and remained in the current period. The cashier was unable to close for the rest of the period. This was corrected.
51. Previously, there was an incorrect card name on end of day report for mobile DCR transactions. This was corrected.
52. Previously, for Above-Site-Authorization (ASA) mobile payment transactions, Network Card Report was incorrectly printing two BATCH/DAY SEQ# numbers. The report was incorrectly printing zero based on these transactions. This was corrected to always display the correct VIPER terminal batch number in the Network Card Report.

53. Previously, the Price Tier was missing from the Fuel Sale Detail in the mobile transaction. This was corrected.
54. Previously, the Mobile MOP totals were missing in the Close Daily Report. This was corrected.
55. Previously, tax exemption totals were missing from the End Of Day Report. This was corrected.
56. Previously, Void lines were reported three times in the Cashier Transaction Indicator Report. This was corrected.
57. Previously, when the customer selected 'Yes' to the loyalty prompt, but was unable to swipe the loyalty card after payment due to payment card validation issues, the POS skipped the loyalty award message. This was corrected and the POS will now send a loyalty award message echoing the loyalty customer enabled parameter received from EPS. EPS will prompt the customer for the loyalty award and customer will get a chance to obtain the loyalty PPG or line item / ticket discount before the transaction is submitted for payment.
58. Previously, when Debit or Credit was used and it was partially approved, the due amount was paid using Cash and it generated a change line. The Split Tender section in Network Product Report should only account for the balance that was paid by cash. Instead, it was accounting for the entire amount paid in cash. This was corrected.
59. Previously, the header name displayed "Paid On" instead of "Paid In" in the House Account Activity in SMS Report Navigator. This was corrected.
60. Previously, the MOP "Cash" was reported on the reports as "Change." This was corrected.
61. Previously, the PLU Report on the Topaz and Report Navigator was not printing the reason code "OPEN" when an open PLU was sold. This was corrected.
62. Previously, the Department Report and PLU Report was displaying incorrect data when a car wash PLU with PLU Promo sale was performed. This was corrected.
63. Previously, the Promotion Discount was displaying "0" in the POS Journal Report and correctly displayed in the T-Logs. This was corrected.
64. Previously, the total MOP sales amount included refunds in the End of the Day Report generated through Site Report Navigator. This was corrected.
65. Previously, fuel transactions initiated by a serial Auxiliary POS were added to the totals twice. The FP/Hose Report amounts for Auxiliary POS transactions were doubled. This was corrected.

Sales

1. Previously, an error was displayed on the Topaz when POS Fixed discount was applied on combined items. This was corrected.
2. Previously, Prepay credit loyalty discounted transactions were not allowed to fuel the entire amount. This was corrected.
3. Previously, the Topaz locked up if Rest-in-Gas was pressed immediately after the pressing the total key before the loyalty award was complete. This was corrected.
4. Previously, voucher items were not added to POS after voucher scan and cashier prompts. This was corrected.
5. Previously, loyalty card soft key or bar code scan was allowed in a refund transaction. This was corrected.
6. Previously, when performing either a completed sale or void transaction, the left handed POS touchscreen "next and previous page" arrows were not clearing. This was corrected.
7. Previously, when a POP Discount is used in a transaction, the receipt was not displaying the configured fueling products correctly. This was corrected.
8. Previously, PPG discount might be applied to a fuel transaction even though there was no qualifying criterion involved in the transaction. This was corrected.
9. Previously, NAXML Combo and Mix & Match deals were not ending after the configured date and time expiration. This was corrected.
10. Previously, Prepay credit loyalty discounted transactions were not allowed to fuel the entire amount. This was corrected.
11. Previously, the Topaz locked up if Rest-in-Gas was pressed immediately after the pressing the total key before the loyalty award was complete. This was corrected.
12. Previously, voucher items were not added to POS after voucher scan and cashier prompts. This was corrected.
13. Previously, when performing a credit sale transaction with a fee, the fee amount was sent separately. This was corrected.
14. Previously, the cashier was unable to perform transaction with the primary PIN pad when secondary PIN pad was unavailable. This was corrected.
15. Previously, when the fuel configuration setting for Unit-of-Measure was changed (Gallons/Liters), the POP Discount information on the receipt incorrectly displayed the Unit-of-Measure. This was corrected.
16. Previously, certain transactions were not updating and getting locked into the database. This was corrected.
17. Previously, the PIN pad was not displaying the correct Quantity and Price for zero dollar PLUs. This was corrected.

18. Previously, when the user tried to reserve the pump using the Mobile app with loyalty swipe, the POS was returning "Unknown Pump". This was corrected.
19. Previously, the Mobile preauthorization amount on the receipt was not matching the host approved amount. This was corrected.
20. Previously, the system was combining the volume limit of fuel line item quantity with the car wash line item quantity. This was corrected.
21. Previously, the amount was not displayed for a prepay on the PIN pad. This was corrected.
22. Previously, the arrow keys on the POS were not scrolling through the sale items when there were more than 13 items in the transaction. This was corrected.
23. Previously, on the Customer Receipt copy, "Merchant Copy" label was printed in Network body section. This was corrected.
24. Previously, a NAXML alarm was displaying that was not required by the Third Party during a sales transaction. This was corrected.
25. Previously, a NAXML combo discount amount was applied multiple times until the PLU amount became zero in a transaction with a car wash discount. This was corrected.
26. Previously, the POS was sending bottle deposit fee without the product code. This was corrected.
27. Previously, when an item was rung up that had the sticky label name required, the prompt to enter the name was occurring as soon as the item was added to the order instead of when the cashier opened the receipt widget and pressed Total. this interrupted the normal flow for the cashier when taking an order. This was corrected.
28. Previously, the payment fee was printed on the receipt instead of cash back fee. This was corrected.
29. Previously, the user was unable to perform Kiosk order/Purge kiosk order from the POS when the customer name prompt was enabled for iOrder. This was corrected.
30. Previously, the receipt was not displaying the correct order numbers for food service orders. This was corrected.
31. Previously, a blank receipt was printed when preauthorization timed out for transactions with Loyalty. This was corrected.
32. Previously, a late POP Membership card swipe at the DCR was being used as a potential Card Takeover event. This was corrected and Card Takeovers will not be allowed after receiving a card preauthorization.
33. Previously, on the Topaz, the network body was not visible in the Preview / Reprint Transactions window. This was corrected.
34. Previously, the network body was not printed on the refund receipt when the refund was declined. This was corrected.

35. Previously, Open PLUs were removed from the virtual receipt after inactivity timeout. This was corrected.
36. Previously, the sale receipt was not printing the currency symbol "\$" at the payment line. This was corrected.
37. Previously, when a fuel prepay or postpay was performed and then an error correct. this caused the Topaz to lock up. This was corrected.
38. Previously, a combo configured for a "Buy two get one free" promotion discounted the third item entered regardless of its price. This was corrected.
39. Previously, when using a void line with Mix & Match item, the sales tax did not deduct properly leaving a cash total after food stamps were used. This was corrected.
40. Previously, the POS was not printing the declined receipt immediately after the card was declined by the host. The declined receipt for the transaction printed only when the cashier pressed Void Ticket or tendered with another MOP and with the tendered receipt. This was corrected.
41. Previously, on Topaz, when there was a single item in the transaction and it was removed by using the ERROR CORRECT key, Topaz was expected to remove the item from the PIN pad with the updated balance, but instead the Topaz kept the original item on the PIN pad display. This was corrected.
42. Previously, the Topaz locked up when using EBT with Loyalty. This was corrected.
43. Previously, when ringing up a reloadable prepaid card, the line item was not voided after a message "Sale declined" for the card. If the cashier failed to see this message, the customer was charged for a prepaid card that was not activated or reloaded. This was corrected and now the line item will be removed on Topaz display and on the receipt.
44. Previously, when an authorization timed out or was canceled, the Verifone Commander sent sale and fuel items details from the POS and/or FCC to the Mobile Service under ASA (Above-Site Authorization) transactions. This was corrected and the sale and fuel items will not be sent.
45. Previously, when there was a transaction with a change amount, the totals were updated with an incorrect amount. This caused the cashier to be prompted for Safe Drop/Drop Cash even though the amount present in cash drawer was lesser than the Safe drop limit. This was corrected.
46. Previously, the Topaz locked up when either a PLU was configured with a Blue Law or with no department and in both situations were rung up using the manual PLU soft key. This was corrected.
47. Previously, if the POS gave a Fuel Discount (refer discount) on a manual fuel sale, the manual fuel sale was missing because the refer discount wrote over the transaction type of the manual fuel sale. This was corrected.
48. Previously on NAXML Discounts, combo discounts were not applied on Buy One Get One. This was corrected.

49. Previously, the real time fuel sales amount displayed on the fueling icon did not match the amount fueled when the pump was stopped. This was corrected.
50. Previously, a POS with no DCRs was locked up for five minutes at the end of a transaction during which no prepaids were allowed on that same dispenser. This was corrected.
51. Previously, in certain instances, zero dollar sales were displaying on the POS. This was corrected.
52. Occasionally with indoor EMV, delays were noticed when the PIN pad card reader was enabled on the first line item of every transaction. This was corrected.
53. Previously, when the POS received a cancelled preauthorization from the PIN pad, it locked up. This was corrected.
54. Previously, when the Topaz was rebooted after performing a prepay with payment declined from the host, the next prepay on another pump used the ticket number from the previous prepay before reboot and a zero amount came due. This was corrected.
55. Previously, when the Quantity key was pressed before the first line item, a reset was sent to the PIN pad causing a delay. This was corrected.
56. Previously in some instances, there was a delay in clearing the item and payment lines from the Topaz screen in a cash transaction even after the cash drawer was closed. This was corrected.
57. Previously, "Invalid Department" message failed to display while ringing up a PLU with no Department assigned to it. This was corrected.
58. Previously, after modifying an item that was ID Checked, the date information was not printed unless the original PLU modification triggering the prompt was added to the ticket again. This was corrected.
59. Previously, the cashier was able to perform a void line after underrun amount has been added to the ticket. This was corrected.
60. The following sales issues with drawer amount, overlay messages, and negative amounts were corrected:
 - The drawer amount was not updated correctly in system when there was a debit transaction with cashback amount. This was corrected.
 - Multiple alert overlay messages were not displayed on the POS.
 - Loyalty was not finalized when positive department sale was tendered with a negative product code.
 - POS was setting the Negative Product Code transactions to a negative amount and loyalty was not finalizing.
 - Negative amount parameter was sent for refund sale items that had negative amounts.
 - If tax total was negative due to taxed negative item, taxed sale item was not sent with negative amount parameter.

61. Previously, the Rule Manager configuration for MOP, PLU, and Payments was not working correctly during a transaction. This was corrected.
62. Previously, the Rebate Tax amount was doubled when changing the quantity of a PLU in a refund transaction. This was corrected.
63. Previously, fuel due sales and other notifications were missing from the Topaz fuel panel display. This was corrected.
64. Previously, InComm refund transactions were not successful. This was corrected.
65. Previously, the Overlay for approved amount from host was not displayed on cashier display. This was corrected.
66. Previously, the volume limit set by host was not used by the POS. The POS allowed the customer to fuel more than the volume limit set by the Host. This was corrected.
67. Previously, the overlay for approved amount from the Host was not displayed on cashier display. This was corrected.
68. Previously, for Fill-Up transactions, loyalty discounts and the credit card type for POP discounts were not applied. This was corrected.
69. Previously, a second Fill-Up transaction was cancelled automatically after the previous transaction with Fill-Up was cancelled. This was corrected.
70. Previously, there were issues with the Spanish translations that caused messages and texts on the POS to display incorrectly with the some special characters. This was corrected.
71. Previously, when multiple debit cards with eligible fees are involved in a split tender transaction, the POS sent all sale Items including the fees to the VIPER. The VIPER sent all debits fees involved in the transactions instead of the specific fee associated with that card payment. This caused issues with Merchandise settlement. This was corrected.
72. The following issues related to cashback fees in prepay transactions were corrected:
 - Cashback fee came due inside for a prepay with split tender
 - Cashback fee and debit fee came due inside when cashback was selected in second preauthorization and transaction completed with \$0.00.
 - With split tender debit prepay, the second preauthorization was sent with first tender amount, cashback amount, and cashback fee.
 - With split tender debit prepay, the debit fee came due inside for underrun sale in first preauthorization.
73. Previously, when the EPS sent to the POS approval of a zero amount, the POS was sending the zero amount in the preauthorization and then at the end of the transaction. This was corrected.
74. Previously, when the POS received a busy response from the EPS, the transaction was treated as an unpaid transaction. This was corrected and now it will be marked for SAF Processing.

75. The following issues were corrected on the Topaz/Ruby2 Express panel:
- Help express button was missing on Ruby2 when user entered into any menu from the “Main Menu”.
 - The Help’ and Show Fuel express buttons were not working on DCR reprint screen.
 - “Show Fuel” button was is not working on the Price Check screen.
 - Unused buttons were removed from Price Check Screen.
 - Help button was not available in any submenus for the Manager Menus
 - After returning back from some sub menus, the help button disappeared on the Manager Menu.
 - For all sub menus with Up and Down arrow keys, the Help button was missing.
 - Price Check menu present on Other Functions screen was not working.
 - Clock In/Out button was missing on Topaz CSR Func screen.
76. Previously, in a postpay transaction with loyalty outside and after fueling, the transaction was initiated on the POS for payment, but the cash tender button had to be pressed twice to complete the payment. This was corrected.
77. Previously, when an incorrect value was entered for a house account prompt, it could not be cancelled. This was corrected.
78. Previously, in certain situations, when a fuel transaction was already in the correct DCR state and received a second ready for fueling status update, the transaction transitioned to DCR post fuel. This was corrected.
79. Previously, the DCR displayed a blank screen instead of the “Debit or Credit” prompt. This was corrected.
80. Previously, when a NAXML Combo was set for a timed period, for example, 12:00 P.M. to 3:00 P.M. and the qualified items were rung up at 1:00 P.M., the discount was not applied. This was corrected.
81. Previously, the transaction denied message was displayed on the POS when the Mobile MOP was pressed. This was corrected.
82. Previously, the payment line was missing the NACS tender code and sub code configured for the Mobile MOP record. This was corrected.
83. Previously, the fuel alert chime was not responding per the configuration setting. This was corrected.
84. Previously, when there was a prepay fuel transaction using a credit card, fueling began, the Verifone Commander was rebooted, and then the nozzle was placed back into the dispenser, the pump displayed the correct amount, but the Verifone Commander displayed an incorrect amount. This was corrected.
85. Previously, after price check was performed in a refund transaction, the sale reverted back to a regular transaction instead of a refund. This was corrected.

86. Previously, when Price check was used on the POS for a PLU enabled for serial number prompt and then cancelled, the POS displayed "Error occurred during price check". Also, PLUs rung up afterwards were not displayed in the ticket window. If those PLUs were error corrected, the Error Correct Button could be pressed multiple times. This was corrected now the error will not display, the PLUs will be displayed, and the error correct button pressed only one time.
87. Previously, the Tax Rebate values for a PLU with fractionally quantity were invalid. This was corrected.
88. Previously, a new Bar Code was not generated when suspending the transaction multiple times after adding more PLUs that were not in the system. Also, Total, Sub-Total, Tax, and MOP were not printing on the customer receipt. This was corrected.
89. Previously, the cashier was unable to complete a refund sale with negative department. This was corrected.
90. Previously, a Price Override could be performed on items already rung up on the POS. It would not occur if one of the multiple items already had a price override first and quantity added to the same item. This was corrected.
91. Previously, when performing multiple fuel pump stops on a cash fuel prepay with loyalty, could create two cash refunds instead of one refund and could cause the fuel deposit to be negative. This was corrected.

System

1. Previously, a forced upgrade was performed even though there was an unsettled postpay fuel transaction in the system. This was corrected and now the forced upgrade will not proceed until transaction is settled.
2. Previously, when specific Verifone Configuration Client conditions were configured within a feature, alert notification messages were not displayed to the cashier. This was corrected.
3. Previously, when there was a fuel transaction with a Fuel Tax Exemption, the Tax Collected Amount was populating in the POS Journal Report > Item Tax section. This was corrected.
4. Previously, after an Auto Upgrade, the system contained default Verifone demo data. This was corrected.
5. Previously, during the import of a new kioskConfig.zip, the Prices Update that also occurs during the process failed the validation. This was corrected.
6. Previously, after operating normally for several days, the Verifone Commander Console server accepted a connection from a site's agent, received the data, but never sent back a response, leaving the connection open but with no data flowing. A reboot of the Verifone Commander was required to restore normal communications with the Verifone Commander Console server. This was corrected.

7. Previously, the Upgrade Summary Report was not updated correctly when a Topaz displayed an error during the upgrade. This was corrected.
8. The following issues have been corrected in Verifone Commander EF:
 - Partial Period Close Summary during Auto Upgrade
 - Alarms generated by Verifone Commander is not conforming to requirements
 - POS Terminal ID was not added to the database when POS connected to Verifone Commander
9. The following Verifone Commander system issues were corrected:
 - End of Day Issue where NCR POS was not receiving PeriodCloseSummary xml
 - Unable to reapprove a pump on which reserve was successful but arming fails, using [Pump#] [Prepay] [Approve] key sequence
 - Unnecessary DB look up in TlogbaseXMLSerializer while serializing transactions committed by OPT with Cashier ID 0
 - Topaz was locking up when the LAN connection was removed and reconnected within three minutes during prepay sale
 - The behavior of application logs in the context Tomcat VM were enhanced
 - Schema Invalid periodlist xml document was generated in response to vtlogpdlist pdk command
 - translist xml sent to clients who registered for transaction updates as a part of system updates was not schema valid
10. Previously, the T-Logs were not able to restore if the system was upgraded. This was corrected.
11. Previously, the [PMC Not ready] message displayed continuously when Secondary FEPs were enabled but offline. This was corrected.
12. Previously, there was not a default number of days for forced upgrade. This was corrected and one day will be added for the default.
13. Previously, Clock Out receipt was not printing correct value for "Total Hours". It always displayed zero. This was corrected.
14. Previously, in certain instances, the price change request sent from the Verifone Commander to the price sign controller did not change the pump prices. This was corrected.
15. Previously, when a PLU was rung up and Error Corrected and then another PLU rung and completed using Cash MOP, there was an error in the T-Log. This was corrected.
16. Previously, the Date/Time validation was not occurring for the Date/Time change under Maintenance Menu. This was corrected.
17. Previously, PIC transactions could not be executed over the Auxiliary POS interface with RubyCi. This was corrected.

18. Previously, the currency symbol was incorrect in several areas across the Verifone Commander system. This was corrected.
19. Previously, the Veeder Root displayed E 1:Communication Alarm intermittently. This was corrected.
20. Occasionally, Microsoft Internet Explorer 11 added an extra invalid namespace attribute to the outgoing XMLs which caused the server to display an error message to the user. This was corrected.
21. Previously, there were missing transactions in the period two (Day Close) transset file causing the out-of-balance in sales. This was corrected.
22. Previously, when a screen was touched while the screen saver was active and had items on the virtual receipt, the touch caused the transaction to cash itself out in addition to displaying the main screen. This was corrected.
23. Previously, Mix and Match in a refund was not reporting the correct amount in the T-Log and the NAXML POS Journal. This was corrected.
24. Previously, the signature capture was not included in the T-Log. This was corrected.
25. Previously, the GemcomXML did not consider the transaction line type, therefore it did not distinguish between a "PLU" item line and a "void PLU" item line. Also, the sign (+/-) of the override price produced via pluexc field 8 did not display a negative value for refunds. This was corrected.
26. Previously, in the Transaction Manager/Viewer, the Batch Close periods were not archived. This was corrected.
27. Previously, the cashier was unable to make safe drop corrections. The POS was displaying the error message "Cannot correct cashier Already Close". This was corrected.
28. Previously, during an ID Check error correction, the POS was not sending the DVR data feed. This was corrected.
29. Previously, multiple discrepancies were found in the Spanish translations. These were corrected.
30. Previously, after logging out and logging in, a request for EMV PDL was continuously sent to the VIPER and caused the EMV PDL to be performed multiple times. This was corrected.
31. Previously, when a scanner was used to enter a PLU number in Verifone Configuration Client in Topaz, the retrieve PLU button was not obtaining the respective PLU. Also, the standard length PLUs (Length = 8,12,13-digits) were not retrieved in Verifone Configuration Client. This was corrected.
32. Previously, the Verifone Commander was not automatically obtaining and sending a unique identifier to the PIN pad so that the system could auto board devices into VHQ. This was corrected.
33. Previously, the Topaz Register Maintenance and Fuel Manager menus were missing the Spanish translations. This was corrected.

34. Previously, Spanish translation was missing for the Helpdesk diagnostics menu and diagnostics type selection overlay. This was corrected.
35. Previously, the user was unable to access Helpdesk Diagnostics Menu options using Topaz. This was corrected.
36. Previously, the Topaz locked up when accessing the Network Function Menu. This was corrected.
37. Previously, the maintenance user could not modify data or configuration files. This was corrected.
38. Previously, after an auto upgrade, the correct base version was not displayed for Topaz. This was corrected.
39. Previously, after an upgrade, the "Upgrade in Progress" overlay messages and upgrade files were not removed from the Topaz. This was corrected.
40. Previously, in the Upgrade Summary Report, the error message was populated with Java class name and path of the file. This was corrected.
41. Previously, during a Forced Auto Upgrade, the Close Week Report was printing instead of the Close Day Report. This was corrected.
42. The following Forecourt, POS and System issues were corrected:
 - Safe Drop Correct Count was not updated when a safe drop correction was performed.
 - POP Discount Report printed when the user selected "20. Flash Report" menu.
 - Total amount calculation was incorrect when tax exempt was used.
 - Topaz was locking up while performing a sale with "ECHECK" MOP.
 - When "Closed Day Report" is not accepted in MWS, an error is displayed pulling the MWS Log and MWS POS Journal XML reports.
 - With Standalone VIPER, user could not login in the "Session Expired Verifone Configuration Client page.
 - MOP name was missing in Flash Summary Report.
 - FOODSTAMP MOP details were displayed as "Change due in FS" under Summary Reports.
 - Transset.xsd displayed an error when Member ID was used for POP Discount.
 - DCR and Prepay fuel sales were not populating Unit Of Measure correctly when units were set to Liters.
43. Previously, after logging onto the Topaz through the "Backdoor", changing and/or reassigning devices to Comm ports, and then pressing the "Save" button displayed "Nothing to commit" and the changes were not applied and the next reboot displayed the changes reverted. This was corrected.
44. Previously, the system was allowing special characters for the store name and this was causing issues with the T-Log and reports. This was corrected.

45. Previously, in Payroll functions screen, user was not able to navigate to other functions using arrow keys. This was corrected.
46. Previously, when the Verifone Commander was booted up and completed the load process, the POS registers were displaying "Car Wash Enabled". When the FEP Card Type option was changed, the same alarm "Car Wash Enabled" was also displayed. This was corrected.
47. Previously, Topaz was locked up with the white screen after an auto upgrade or if reboot was required to bring up the application. This was corrected.
48. Previously, when the Verifone Commander was rebooted, sometimes the fueling points were not usable until a fuel initialization was performed. This was corrected.
49. The following Verifone Commander EF issues were corrected:
 - POS locked up intermittently after Ethernet connectivity between POS and Verifone Commander was interrupted.
 - The user was unable to recall an auto-collected fuel sale by using the [Pump #][Fuel] key sequence on the POS.
 - POS was incorrectly using the Reserved state image for Payment Terminal Hold state.
 - The system was unable to move a pump back into Idle state.
 - In certain instances, the Topaz fuel messages would clear, but a yellow !/ icon remained on the Fuel Button until the user exited and re-entered Sales.
50. The following Money Order Feature issues were corrected:
 - The POS Dialog box disappeared after 24 characters were entered for the Money Order Payee.
 - Money Order Transaction Report and Money Order Log report was not displaying the Money Order transaction detail.
 - The application failed to communicate with the Western Union TAIO terminal configured for serial communications.
 - Error message "For input string java.net.SocketTimeoutException" was displayed when clicking the "Save" button on the 'Money Order Feature' form.
 - The Money Order printed duplicate coupons.
51. Previously, when the PIN pad was not available during an upgrade and the VIPER reported the device unavailable, the Topaz attempted to send Change Card Reader Status messages. This caused a logout and a login on the Topaz. The sequence continued until the PIN pad became available. This was corrected.
52. Previously, after upgrading from a Base 43 application to Base 46 or higher application, the kitchen printer did not work. This was corrected.

53. Previously, additional files added to a directory tree on the hard drive for the Verifone Commander Configuration Manager feature were not updated with new releases if the hard drive was not reformatted. If the hard drive was formatted first or if the previous version on Verifone Commander was before base 46, the installation proceeded as expected. This was corrected.
54. Previously, the DCR Receipt Message in Rule Manager was not applying the configured receipt message.
55. Previously, when a PLU was imported via back office, the Topaz was displaying "PLU not found exception" and "No department found on POS." This was corrected.
56. Previously, when the system was attempting to restore the totals data a second time, the restore failed. This was corrected.
57. Previously, sub items with long descriptions shifted the amount total to right on Food Service receipts. This was corrected.
58. Previously, the dining location was not displayed on iOrder kitchen printer receipts from the POS. This was corrected.
59. Previously, the Auto Upgrade was failing because the Deal Report was not backed up. This was corrected.
60. Previously, the Topaz setting in Verifone Configuration Client for the Food Service Order Confirmation Board (OCB) was resetting after the Auto Upgrade which prevented the food service order not being displayed on the OCB. This was corrected.
61. Previously, the time sync was not occurring immediately with NTP host when it was enabled in Verifone Configuration Client. This was corrected.
62. Previously, the Auto upgrade was applied and completed successfully for English, but was failing for locale specific. This was corrected and now the upgrade can be applied and completed successfully for a Locale specific upgrade.
63. Previously, there was an error in reporting the account numbers in SMS Report Navigator > Credit Card Exceptions > Velocity. This was corrected.
64. Previously, the user was unable to close the day because there was a manual fuel department sale with dispenser number '121366'. This was corrected and now the system will not allow dispenser numbers above the site configuration.
65. Previously, the POS was sending repeated Loyalty Award Completions when the EPS responded with a failure. This was corrected.
66. The following SMS Import/Export Utility issues were corrected:
 - Discounts Denomination Configuration command was not available in the SMS Import/Export tool.
 - Unable to enter user name when changing the password in SMS Import/Export tool.
 - Exit button on SMS Import/Export tool did not work.

- Session logout error message was not displayed while Exporting/Importing configurations.
67. Previously, when a kiosk order was suspended, the KIOSK was displaying the “No Pending Transaction” exception on the overlay screen and at the same time, it displayed “1 KIOSK Order Pending” on top screen. This was corrected.
68. Previously, the user was unable to suspend a transaction at the POS initiated at the Kiosk when action: “Send to Kitchen Display System via iOrder” was enabled in Tools > Rule Manager and “Send POS Food Orders to KDS” was disabled under Devices > Food Service. This was corrected.
69. Previously, the iOrder SRN Kiosk Report displayed incorrect values. This was corrected.
70. The following system issues were corrected:
- The fuel system was not notifying that it was ready to all POS terminals connected.
 - Alarms were sent from the Verifone Commander to the POS using the System Updates channel.
 - The Verifone Commander was not sending Car Wash state changes after the POS logged into the fuel system.
 - The fuel icons were not updating after a Verifone Commander reboot.
 - In Topaz Configuration Manager > Managed Devices, the screen upon touching Terminal ID, IP Address, and Port field, a warning message was displayed.
 - At the Managed Devices page, the Status field was not updated with “Not Registered” on saving terminal Information.
 - XML posted to the target URL did not contain a cookie.
 - EPS Network Reports were not accessible after entering the correct credentials. An error displayed Invalid Credentials.
 - Too many unnecessary prompts displayed during a fill-up transaction.
71. Previously, the system was unable to switch to secondary PIN pad. This was corrected.
72. Previously, when DHCP was enabled under Isolated Payment NIC, the user was unable to save the Verifone Zone as default route. This was corrected.
73. Previously, the system was displaying an alpha numeric entry display instead of a numeric display for “EBT Voucher Clear” under “Network Menu”. This was corrected.
74. Previously, the flash message prompt sent by the EPS was not displayed on the Topaz. This was corrected.
75. Previously, some PLUs were not scanning after an Auto Upgrade. This was corrected.
76. Previously, when there was an Auto Upgrade pending, the VRSD agent upgrade-package daily delivery would reset the auto-apply auto-upgrade

countdown. This was corrected and now it will wait 33 days before the VRSD agent will reset the countdown. Also, manually pushing an auto upgrade package will reset the countdown.

77. The following system issues were corrected:

- In Topaz Configuration Manager > Managed Devices, the screen upon touching Terminal ID, IP Address, and Port field, a warning message was displayed.
- At the Managed Devices page, the Status field was not updated with “Not Registered” on saving terminal information.
- XML posted to the target URL did not contain a cookie.
- EPS Network Reports were not accessible after entering the correct credentials. An error displayed Invalid Credentials.
- Too many unnecessary prompts displayed during a fill-up transaction.

78. Previously, the system was unable to switch to the secondary PIN pad. This was corrected.

79. Previously, the VHQ LAN ID was Alpha Numeric instead of Numeric in the POS Login. This was corrected.

80. Previously, the Site Asset Data DCR details were not displayed after fuel was initialized. This was corrected.

81. Previously, the Device ID of standalone devices were not remaining the same after a Verifone Commander reboot. This was corrected.

82. The following issues were corrected on the Verifone Configuration Client Factura Receipts Form.

- The Merchant Tax ID was only allowing Numeric input when it should be Alphanumeric.
- Prompt for Fuel Voucher Number check box was incorrect.
- A default value displaying in the Merchant Tax ID.
- Incorrect default values in disabled elements when adding a new receipt type.
- Disabled labels when enabling widgets.

83. Previously, when Enable Helpdesk Login was selected on the Topaz, it displayed a fail dialog, although an OTP was displayed on the Verifone Commander front status window. This was corrected.

84. Previously, the Cloud Information Agent running on Verifone Commander had some issues related to scheduling and processing of data feed jobs and tasks to the Verifone Commander Console Host. These were corrected.

85. Previously, after refreshing configuration, the IFSF Configuration was not updated at runtime. This was corrected.

86. Previously, after a Topaz and Verifone Commander reboot, the cashier was unable to log into the EPS Network Functions without having to enter the sales menu first. This was corrected.
87. Previously, when a POS kitchen printer was configured through Verifone Configuration Client and then it was disconnected, no offline errors or alarms displayed. This was corrected.
88. Previously, when the SMS applications were resized on a remote session to a terminal server, a RTE 380 "Invalid Property Value" displayed. This was corrected.
89. Previously, the Taxable Rebate Report reported all zeros even when there were individual and promo taxable rebates in the transactions. This was caused by items that had no tax applied to them, but were assigned to a promo or sold individually and configured for taxable rebate. The style sheet that converted transset to T-Log assumed that there would be tax on the item which was assigned a taxable rebate. This was corrected.
90. Previously in Transaction Manager/Viewer, the Batch Close periods were not archived for period 2. This was corrected.
91. Previously, certain versions of Windows® 10 were not allowing Report Navigator to open in Internet Explorer®. This was corrected.
92. Previously, when a VFI:Fault occurred during the Import/Export of datasets in SMS, the error was not displayed to the user. This was corrected.
93. Previously, when restoring full Module Configurations either through an Auto-Upgrade or through SMS Import, the message log was over populated with managed module lines. This was corrected.
94. Previously, when the Network Journal Report was initiated from the SMS Report Navigator and there was a proprietary card with an account number length more than 19-digits and contained "=" signs, a script error was generated and displayed to the user. This was corrected.
95. Previously, the Delphi Order Confirmation Display displayed a demo transaction.
96. Previously, the system was unable to switch to secondary PIN pad. This was corrected.
97. Previously, when switching from a secondary to a primary PIN pad, the Topaz displayed PIN pad is in use or Unavailable but then switched it. This was corrected.
98. Previously, when the Safe Drop Report XML was generated from the T-Log, the report was invalid due to a comma-delimiter in the 1000's place. This was corrected.
99. Previously, the flash message prompt sent by the EPS was not displayed on the Topaz. This was corrected.
100. Previously, there were issues with the T-Log being corrupted. This was corrected.

101. Previously, the network menu labels were not properly displayed. This was corrected.
102. Previously, the orders tendered count was not displaying correctly under the Kiosk Order Reconciliation section in the Kiosk SRN Report. This was corrected.
103. Previously, the Kiosk Report was not displaying all six Kiosk configurations. This was corrected.
104. Previously, when upgrading an application prior to Base 44 to a post Base 44 application, Auto Upgrade displayed an error when updating the Managed Module configurations. This was corrected.
105. Previously, when exporting 200,000 PLUs, the system displayed an out of memory error. This was corrected.
106. The following XSLT (style sheets) issues were corrected:
 - TLM and MSM displayed incorrect date and format for business date
 - TLM displayed the Primary Report Period as 013 instead of 2
 - MSM displayed the opening balance value as “NaN”
107. Previously, the V900 Terminal Full message did not always appear to accurately reflect the actual condition detected by the software. This was corrected.
108. Previously, there was a Quickcount stylesheet error when using suspend in the transaction. This was corrected.
109. Previously, there were excessive messages sent to the Remote Security Log Server. This was corrected.
110. Previously, the positive and negative quantity and transaction amounts in the POS Journal files did not match the TLOG. This was corrected and now they are preserved.
111. Previously in the POS Journal, “TransactionTotalTaxSalesAmount” element did not display data for any transaction. This was corrected.
112. Previously, the POS Journal was incorrectly identifying the manually exempted sales tax in transactions. This was corrected.
113. Previously, the Verifone Commander Site Report Navigator would display an error when trying to log in. This was corrected.
114. Previously, POS Journal was not updated correctly if the transaction only contained MOP tenders and no department or PLU items. This was corrected.
115. Previously, when the Fuel Price Display (electronic price sign) was configured, occasionally the prices were not reflected in the correct order on the sign or pump at fuel price change. This was corrected.
116. Previously, when a site changed the fuel prices and then performed two initializations within a short amount of time, the first fuel price change journal entry was correct, but the second one was a duplicate of the first. The second

fuel initialization was rejected by the fuel driver thereby preventing the price change journal entry from being created. This was corrected.

117. Previously, the system was unable to identify manual fuel transactions in the transSet and POS Journal. This caused an issue with Fuel Account Reconciliation and generated a Fuel Sold Not Pumped. This was corrected and an attribute was added to identify manual fuel sales.

118. The following Verifone Configuration Client issues were corrected:

- Add and Cancel on Rule Manager in Verifone Configuration Client was not working
- User was not allowed enter data in “Name” field in Rule Manager if default data in that field was removed
- Rule manager fields were grayed out if cancel button was pressed
- Name field in Rule manager was not accepting characters after name field was blank
- The “OR” clause was appended instead of “WHERE” under Condition of Rule Manager while configuring Rule, due to which all the Rule configured on runtime did not behave as expected
- MOP list was non-editable if “MOP” was selected as condition type in Rule Manager
- Active checkbox was enabled automatically in Rule Manager

VISTA

1. The following VISTA Device Registration issues were corrected:

- Status and Serial Number were not restored after Auto Upgrade.
- Spanish translation for Incorrect IP Address was not correct
- VISTA was not failing the device registration if thin client did not send Serial Number, Model, and Hardware Information.

2. Previously, VISTA was not sending the cancel prompt for the card read after three bad swipes to prompt for the account number. This was corrected.

3. Previously, the Merchant Copy was printed on Self Checkout for a Network transaction. This was corrected.

4. Previously, when a transaction was recalled using a bar code, only the sale items were copied from the previous transaction to the current transaction. The transaction details such as customer information were not included. This was corrected.

5. The following VISTA issues were corrected:

- When a cashier tried to login from Carbon Commander Workstation and entered the incorrect credentials, the password was printing in clear text.
- Token printed during the login for valid/invalid credentials.
- Cashier prompt displayed before card swipe for Self Checkout.

- When cashier pressed cancel for a customer prompt or the customer pressed cancel, the system was not canceling the current process.
 - When the cashier scanned a suspended refund ticket on the Carbon Commander Workstation, it recalled it as a sale instead of a refund.
 - The Date of Birth printed on the TLog was incorrect.
 - The build date displayed on the system was missing the time zone.
 - The unit price entered by the cashier for a department with fee was not retained in successive transactions.
 - When the Safe Drop screen displayed and the register timed out after a configured amount of time, the Cashier was still logged in.
 - Error message “Not enough money in the drawer” displayed when pressing any other key other than the MOP on the keyboard or touch screen.
 - VISTA was not considering only the first 6-digits as a reference for Safe Drop/ Safe Loan transactions.
 - Drop <MOP> was displayed above the Virtual Receipt section for a fresh cashier period when there was a Safe Drop Limit configured.
 - Pay In with In house account was not accounted to In-House Pay In Count and In-House Pay In Amount database fields.
 - After completing a sale transaction that included a Fiscal Receipt or Food Order prompts, the sales keyboard (softkeys) would not work. The Sales keyboard could be restored by pressing [EXIT] twice.
 - Text was missing from Pay In Out/Safe Drop overlay.
6. Previously, the POS was unresponsive when initiating a Refund Failed Activation/Recharge transaction. This was corrected.
 7. Previously, a fuel prepay performed outside came due inside. This was corrected.
 8. Previously, VISTA was not responding to Send Logs request after session timed out. This was corrected.

VIPER

InComm FEP

1. Previously, host declined cards were not displayed on the POS and not printed on the receipt. This was corrected.
2. Previously, the Store ID configuration was not retained after auto upgrade. This was corrected.
3. Previously, when the VIPER sent the Time Out Reversal and the host was not responding on-time and the request timed out, the VIPER displayed an error. This was corrected.

4. Previously, when the user enabled the pre-validate option in Verifone Configuration Client for Stored Valued Cards, the VIPER was prompting the cashier for customer information twice. This was corrected.
5. The following Incomm issues were corrected:
 - Incomm cards were not printing the balance on the receipt for balance inquiry transaction.
 - Incomm cards were not printing the STAN number and account number on the receipt for redemption transactions.
 - Incomm FEP was not supporting refund transactions.
6. Previously, for InComm IAB transaction, the VIPER was truncating the first 3-digits for the IAB transaction making it 16-digits and assuming the first 3-digits were only zeros. This was corrected.
7. The following InComm issues were corrected:
 - InComm cards were not printing the balance on the receipt for balance inquiry transaction.
 - InComm cards were not printing the STAN number and account number on the receipt for redemption transactions.
 - InComm FEP was not supporting refund transactions.
8. Previously, the network information such as Authorization Code, Merchant ID, and Signature Line were not printed on the refund, inside prepay, and sale InComm customer receipts. This was corrected.
9. The following InComm issues were corrected:
 - Dollar sign was not printed for Card Balance Inquiry
 - Network body was not printed for refund transactions
 - Masked account number was not printed for activations
10. Previously, inside prepay amount for InComm was set as \$1. This was corrected and now the inside prepay amount will be entered by the cashier.
11. Previously, the Card Balance Inquiry was displaying "Card not allowed" for InComm cards. This was corrected.
12. Previously, in some instances, the inside prepay approved amount was higher than the remaining InComm balance amount. This was corrected.
13. Previously, in some instances, the inside prepay approved amount was higher than the remaining InComm balance amount. This was corrected.
14. Previously, VIPER prompted for the next data input even after the POS sent a time-out for the previous data input prompt. This was corrected.

Loyalty

1. The following loyalty issues were corrected:
 - Loyalty Approvals and Loyalty Discounts Reports were missing

- Prompts needed to print reports was missing
 - Receipt and advice agents were not working with Generic Mobile
 - Generic Mobile transactions were not completing correctly
 - Multiple loyalty prompts were displaying when mobile was used
 - Manual entry dynamic prompting was not working
 - Swipe loyalty was not working. The discount was dropped in the middle of the transaction
2. Previously, when the loyalty transaction was cancelled before the confirmation prompt, it was not sent to the loyalty host. This was corrected.
 3. Previously, the values in the Loyalty Earn Report were doubled. Also, the transactions were reported for the incorrect Loyalty on the report. This was corrected.
 4. Previously, when a card was configured for two loyalty hosts and one of the hosts rejected the initial Get Rewards request due to an invalid ID, and then the phone number was re-entered, the loyalty IDs were switched when the transaction was completed. This was corrected.
 5. Previously, when the cancel key was pressed at the optional reward prompt, the POS reprompted with the same prompt. This was corrected.
 6. Previously, the Expiration date/format information was not captured for payment cards that were swiped at a multiple loyalty screen. This caused failures at the payment host due to no expiration information. This was corrected.
 7. The following Loyalty issues were corrected:
 - When one card was directed to more than one loyalty host, only one of the hosts would display on the reports.
 - Cancel key was not working on manual entry of Loyalty ID.
 -
 - Discounts on the Loyalty Report were not assigned to the correct issued FEP
 - If the loyalty discount was sent to multiple hosts, it was not sent to all of them.
 - Invalid loyalty data was printed on the receipt
 - The “Reward Prompt Timeout (In Seconds)” value was not restored after auto upgrade.
 - The loyalty prompt after “Payment Reward Customer Y/N” prompt was not working.
 - Host discount was not correctly applied in offline postpay fuel transaction
 - VCMG was added as a selectable FEP when configuring a loyalty card.

- A prompt that was sending a blank screen inside was removed. This caused the PIN pads to work slower and to display a blank screen for several seconds.
 - The Loyalty Terminal Batch Detail Report was not populated when using VCMG.
8. Previously, on certain receipts, some of the loyalty information was missing. This was corrected.
 9. Previously, the alternative ID was restricted to 10-digits. This was corrected and now 20-digits, but not less than 4-digits, are allowed. If an entry does not match, the POS displays invalid card and continues the transaction without loyalty. The customer will not be prompted again to swipe loyalty.
 10. Previously, if the primary Loyalty was not enabled at the EPS and only one secondary loyalty program was active, outside transactions were trying to access the primary loyalty program. This was corrected.
 11. Previously, the POS was locking up if a login request from POS000 was sent before the loyalty configurations were loaded. This was corrected.
 12. Previously, the loyalty host was receiving validation errors on the messages sent from the POS. This was corrected.
 13. Previously, after the customer completed the loyalty prompting by either pressing done, or entering tokens for each available loyalty host, the PIN pad would reprompt or lock up. Also, occasionally, a blank screen was displayed to the customer while waiting on the cashier. This was corrected.
 14. Previously, the DCR did not provide a way for the customer to answer a Loyalty Rewards Yes/No prompt. This was corrected.
 15. Previously, the POS loyalty prompt responses for manual entry were not sent to the loyalty host and therefore, no discounts were awarded. This was corrected.
 16. Previously, the Loyalty Host dynamic prompting was not working in some instances. This was corrected.
 17. Previously, the Loyalty Reward prompt on cash transactions, Auth on Total, was not displaying correctly on the POP display. This was corrected.
 18. Previously, the Loyalty Reward Prompt was not allowing for Yes and No answers. This was corrected.
 19. Previously, when the customer selected "No" to the rewards prompt, the VIPER would briefly flash the "Rewards" prompt again for a second. This was corrected.
 20. Previously, Loyalty Discounts that dropped the transaction total to zero dollars are being canceled. This was corrected.
 21. Previously, when the system received a loyalty response from the host, it could attach display messages to be shown to the customer. If the host only sent one display command, the POS displayed a blank prompt. This was corrected.

22. Previously, if the loyalty host responded with a HH8 error, it prevented the transaction from being tendered. The cashier had to void the transaction and start over. This was corrected.
23. Previously, when “Done” was pressed on a multiple loyalty prompt, the discounts were not applied. This was corrected.
24. Previously, “Swipe loyalty card” displayed when the customer answered ‘No’ to the Reward Customer Yes/No prompt. This was corrected.
25. Previously, mobile loyalty was not applied when both mobile loyalty and swiped card loyalty were used in a mobile transaction. This was corrected.
26. Previously, pressing ‘No’ at the Rewards Customer Yes/No prompt would still continue with loyalty prompting. This was corrected.
27. Previously, after answering ‘Yes’ at the Reward ‘Yes/No’ prompt, the system was not prompting to swipe loyalty card. This was corrected.
28. Previously, when “No’ was selected to redeem for VCMG card and local loyalty was involved, it resulted in the local loyalty transaction not reporting in the Terminal Batch Loyalty Detail Report. This was corrected.
29. Previously, when a payment card was swiped at the multiple loyalty screen, the expiration date was not sent to the host and the transaction failed. This was corrected.
30. Previously, when the Cancel button was pressed at the Reward Customer Yes/No prompt, it caused the credit transaction to fail. This was corrected.
31. Previously, the mobile transactions were missing the additional product information which contained the Reward ID. This caused the mobile discounts not being applied. This was corrected.
32. Previously, when a loyalty refund was attempted, but not supported by the loyalty host, an error message displayed to the customer and the system processed it as a partial failure and then continued with the transaction. Since it was a partial failure, the customer received the refund but it was not reported. This was corrected.
33. Previously, loyalty after payment was not working for DCR transactions when PIN select was enabled for the AID. This was corrected.
34. Previously, an incorrect amount was displayed for a carwash item under Mobile Site Data Request in Conexus 2.0. This was corrected.
35. Previously, when the transactions involved secondary loyalty and after the successful completion, the T-Log was not saved properly due to Null Pointer Exception error. This caused the transset to contain incorrect data. This was corrected.
36. Previously, the loyalty flag was not being set correctly. This mainly affected third party POS systems. This was corrected.
37. Previously, duplicated “waiting for cashier” prompts were slowing down loyalty transactions when there were a large number of transactions at a site. This was corrected.

38. Previously, the system was sending the loyalty reward customer Yes/No prompt to the cashier. This was corrected.
39. Previously, the Enter ID prompt was not displaying after answering the Reward Customer Yes/No prompt with EMV. This was corrected.
40. Previously, in some scenarios, Loyalty was not working when the parameter card download from the host was enabled for the first time. This was due to a connection issue that also caused looping during a Day Close. This was corrected.
41. Previously, outdoor EMV with loyalty was not working correctly with multiple loyalty prompting, prompting after payment, hybrid EMV, and transactions initiated with the rewards soft key. This was corrected.
42. Previously, when processing a refund on merchandise, the POS prompted for a "EPS Loyalty Refund Yes/No". This was corrected and the prompt was removed.
43. Previously, when loyalty was selected from the welcome screen and an invalid rewards number was entered, the DCR was not displaying the "Invalid Reward Card" message. This was corrected.
44. Previously, when loyalty was unavailable and the customer used a loyalty card at the DCR, the "Loyalty unavailable" message displayed for less than a second and the customer was not given enough time to read it. This was corrected.
45. Previously, the POS was prompting for loyalty rewards during a refund. Currently, loyalty refunds are not supported. This was corrected.
46. Previously, the PIN pad locked up at the Loyalty Reward prompt and then timed out after three minutes. This was corrected.
47. Previously, in certain instances, loyalty transactions might be delayed 75 seconds at the DCR. This was corrected.
48. Previously, when the barcode scanner and PCATS loyalty were enabled, there were prompting issues such as a missing swipe Loyalty card prompt. This was corrected.
49. Previously, in some instances, the VIPER sent back a loyalty completion that should not be finalized. This caused an issue because the POS assumed the transaction was never finished so it kept sending loyalty award requests and this generated several empty STAN references in the log. This was corrected.
50. Previously, after processing a few loyalty transactions, enabled card download from loyalty host in the PCATS settings, and then a Close Day was requested without running any extra transactions, a looping issue was seen in the log. This was corrected.
51. Previously, during a loyalty cash transaction, the POS displayed "Loyalty Authorization Request" while the PIN pad displayed a waiting for cashier prompt that caused a delay. This was corrected.
52. Previously, the Loyalty Reports were masked in the Secure Reports. This was corrected.

53. Previously, Loyalty Store and Forward sent finalize messages while offline. This was corrected.
54. Previously, the system was displaying a “hh7” error in a loyalty transaction. The system was locked up until it was rebooted. This was corrected.
55. Previously, when there was a multiple loyalty transaction where the parameter “Prompt After Payment and Prompt Only on Fuel” was enabled, a hybrid payment was used, and a fuel product was rung up, the system was not prompting for rewards. This was corrected.
56. Previously, during a loyalty transaction, there was a timing issue if the customer swiped a loyalty card at the same time the cashier pressed MOP key. This caused the PIN pad to continue displaying the swipe or insert payment prompt and the cashier had to cancel the transaction. This was corrected.
57. Previously, two line displays were not displaying all of the information in the available space to let customers know to press ‘Yes’ for loyalty alternate ID. This was corrected. This was corrected.
58. Previously, if the first rewards was offline but the transaction was successful when it became online, the loyalty sequence ID was not populated correctly for the finalized message. This was corrected.
59. Previously, when a payment card was incorrectly configured in a loyalty transaction, sometimes the dispenser would not arm. This was corrected.
60. Previously, when a second loyalty card assigned to PCATS02 was used with an EMV hybrid card, the payment failed and the cashier had to tender the payment again. This was corrected.
61. Previously, in some loyalty transactions, the PIN pad was not displaying “Waiting on cashier”. This was corrected.
62. Previously, the volume limit sent in a loyalty award response was not populated in the subsequent preauthorization message to EPS. As a result, the system was unable to enforce the volume limit in a credit prepay transaction. This was corrected.
63. Previously, if a transaction was started by first cancelling the swipe ahead and then following the prompts after payment, the loyalty data was overwriting the payment. This was corrected.
64. Previously, when Alternate ID was enabled, the outdoor EMV transaction failed. This was corrected.
65. Previously, the volume limit sent in a loyalty award response was not populated in the subsequent preauthorization message to EPS. As a result, the system was unable to enforce the volume limit in a credit prepay transaction. This was corrected.
66. Previously, if a transaction was started by first cancelling the swipe ahead and then following the prompts after payment, the loyalty data was overwriting the payment. This was corrected.

67. Previously, when Alternate ID was enabled, the outdoor EMV transaction failed. This was corrected.
68. Previously, when the site was configured for Multiple Loyalty, Authorization on Total, Prompt after Payment, Alternate ID is enabled, and Loyalty card to match one FEP, there were errors in the log when the loyalty card was swiped at the DCR. The customer had to swipe three times for it to proceed. This was corrected.
69. The loyalty issues were corrected:
- Loyalty went into a scrolling loop.
 - When Alternate ID was canceled, there was a host timeout.
 - After an invalid Alternate ID from the host, pressing Cancel reprompted for swipe or prompted enter Alternate ID.
 - If the system prompted for Loyalty Card Swipe, Cash was tendered, and then invalid Loyalty ID displayed and the customer answered Done, pressing Cancel prompted for Alternate ID.
 - When Multiple Loyalty was enabled and Alternate ID was entered first, and the customer selected Scan for second FEP, "Enter ID" was prompted instead of Scan.
 - Store and Forward was displaying an error when previously the host was offline and the loyalty transaction was canceled.
 - With Multiple Loyalty disabled, Alternate ID Swipe Product Restricted Payment, Alternate ID matching the two FEPs entered, offline FEP selected, and restricted payment card reswiped, PCATS7 ISO FORMAT ERROR displayed and the receipt printed the loyalty text ten times.
 - Loyalty transactions are not going through when authorization on total was disabled.
 - Loyalty after payment transaction was not going through if swipe ahead was canceled and then transaction was initiated from POS.
70. Previously, when a hybrid loyalty card was set up using a disabled FEP, the loyalty was not used, but the transaction failed to arm the DCR This was corrected.

Mobile FEP

1. The following Mobile Report issues were corrected:
 - In the Terminal Batch Detail Report, Mobile hosts and the data were not getting printed.
 - FAILURE message was observed on Topaz when the cashier exited out from any of the report window without generating the Mobile Report.
 - ASA Discount for SLA transactions were not getting printed in Loyalty Discount Details Report.
2. The following Mobile Conexus 2.0 issues were corrected or changed:

- Mobile Service was sending an incorrect value for Reward Applied flag to Conexus 2.0 Host.
 - Mobile Service was not sending price tier value to MPPA.
 - In Mobile Site Data Request, the Mobile Service was sending incorrect fuel price to MPPA for Conexus 2.0. Mobile Service was sending two decimal places instead of three decimal places.
NOTE: Also, with this CR Mobile service will send all the optional field data to MPPA if the same is received from POS.
 - Transactions capture on the Mobile Terminal Batch Loyalty Details Report were not in order.
 - In the Mobile Terminal Batch Loyalty Details Report, UMTI was printed as the Reference ID.
 - Totals in Mobile Terminal Batch Loyalty Details Report did not include Discounts.
 - Incorrect Item Line discount amount was reported on Terminal Batch Loyalty Details Report.
NOTE: Terminal Batch Loyalty Details Report was renamed to “Terminal batch Loyalty Summary Report”.
3. Previously, there was an error preventing Mobile Service from sending its Site Update Data Request message to the Mobile Host after reestablishing a lost connection. The issue started occasionally after a Verifone Commander reboot and then it disappeared when a DCR initialization was performed. The Mobile Service was unable to obtain site asset data due a record not found exception during this time. This was corrected.
 4. Previously, if a mobile connector switch transaction was discounted via host-based discounting, the discounted information was never sent to the mobile host. This was corrected.
 5. The following Mobile issues were corrected:
 - Mobile Service was not sending Mobile Receipt Data request to Connector switch Host.
 - Mobile Service was not sending Settlement Period ID in settlement request to Mobile host if day close was performed without any sale. This issue was occurring only for the initial day close after host was created.
 - For postpay sale, Unit of Measure was not sent to Conexus2 mobile host.
 6. Previously, the mobile payment completion was not sent when the Verifone Commander was power cycled during fueling. This was corrected.
 7. Previously, when POP Discount by BIN range was configured, the Mobile host sent a BIN range with non-numeric values, and then the card type from the local discount was matched with the POP Discount configured card type, the POS displayed “Card Not Allowed” because the sent BIN range was not numeric. This was corrected.

8. Previously, the “POP by BIN range” field under “POP Discount Configuration” was allowing alpha and special character values. This was corrected.
9. Previously, when the workstation was requesting the Mobile Reports, they were failing. This was due to the Workstation ID not being sent in the request. This was corrected.
10. Previously, car wash was not prompted on DCR for a local MPPA mobile transaction. This was corrected.
11. The following Mobile issues were corrected:
 - Summary Discount Total in Terminal Batch Loyalty Detail Report incorrectly included the ASA discount.
 - Loyalty Discounts By Type Report under EPS Network Report incorrectly included the ASA discount.
 - Failure message displayed on POS after Select Period window timed out.
 - ASA discount applied for SLA transaction is not included in the Mobile Settlement Report.
 - Line Item discounts of a SLA merchandise transaction were listed under PPU and Line Item discounts.
 - Transaction discount displayed in Terminal Batch Loyalty Detail Report was incorrect.
 - Outdoor car wash transactions were not working for SLA payment.
 - Outdoor Car Wash transactions with Mobile were completed even though the Outdoor parameter was disabled.
 - Car Wash prompt was not displayed on the DCR when the preference was set as PROMPT and Car Wash attributes were not set.
 - During an outdoor ASA fuel sale when network connectivity between MS and MPPA was lost while handle was up and then after putting the handle down, the sale came due inside.
 - On the POS screen, the Amount Due was not equal to zero when ASA/SLA ticket discount was applied in Prepay sale.
 - When the MOP was rejected due to price tier enforcement, the POS was not displaying error message and not sending zero dollar message to Mobile Service.
 - Ticket Level Discount Rebate Label was renamed to “Discount”.
 - Loyalty Token was missing in the Loyalty Award request sent subsequently after the previous Loyalty Award Request received a log off or timeout response.
 - Local Discount was taking longer than expected for inside transaction
 - POS was returning an “Unknown Pump” error instead of “Pump in Use” during Loyalty Processing

12. Previously, Mobile prepay transactions were not completing correctly. The POS was sending a receipt request for the Preauthorization, and since Mobile only supports a one receipt request, the finalization was failing because the receipt was already marked as complete when it should be the last request in the transaction. This was corrected.
13. Previously, the Generic Mobile was sending invalid messages to the MPPAs. This was corrected.
14. Previously, Mobile Services was no longer correctly managing settled period data. This was corrected.
15. Previously, the Mobile Service was sending the pump timeout time as Auto Disapproval Delay in the site update to the MPPA. This was corrected.
16. Previously, the Verifone Commander was not sending the POS transaction number to the MPPA. This was corrected.
17. Previously, Mobile Reports are not working. The POS displayed "Feature not supported" after selecting Mobile Reports in the Network Menu. This was corrected.
18. Previously, the Mobile Heart beats were sent too frequently and causing a lot of traffic for the remote server. This was corrected.
19. Previously, when a customer was entering a validation code on DCR for a mobile transaction, was not masked. This was corrected.
20. Previously, the Store ID, Site ID, and Terminal ID were not printed on FDC Mobile Receipts. This was corrected.
21. Previously, when there was a mobile payment with POP Discount, the VIPER was unable to match card tables entries for the mobile card payment details. This was corrected.
22. Previously, the FDC Mobile Settlement was failing because it was missing the software version information. This was corrected.
23. Previously, when a pump was in use, attempted FDC mobile payments on that pump displayed an invalid mobile authorization message. This was corrected.
24. Previously, the Mobile Service was not sending the Settlement Period ID (batch number) to the Host in the finalize request. This was corrected.
25. Previously, during a Mobile Transaction, the POS sent the VIPER a transaction with a local discount but without a total amount. This caused a settlement failure. This was corrected.
26. The following ASA/SLA loyalty discount issues were corrected:
 - Original Unit Price and Original Amount were displaying incorrect values under the preauthorization for postpay sale.
 - Duplicate Item ID was given for sale item under the Mobile Loyalty Award Response and preauthorization.
 - Incorrect discount amount was sent to EPS for composite item when composite item contained POS discount and site loyalty discounts.

- Mobile Receipt was not sent from POS when Mobile Service sent failure Advice response for SLA Payments.
 - POS was not populating Original Amount and Adjusted Amount in tax Sale Item.
 - Tax sale-item was not marked as price change in-eligible.
27. Previously, the Mobile Service would lock up during initialization. This was corrected.
28. Previously, when the program name configured on the Host Configuration tab in Verifone Configuration Client contained multiple spaces in between characters/words, the user was unable to open the Host Configuration tab. This was corrected.
29. Previously, the system was not allowing mobile reserve and/or authorization after customer lifted the nozzle. This was corrected.
30. The following Mobile issues were corrected:
- FDC Mobile Exception error occurred for 0.00 amount transaction.
 - Cancelling a FDC Mobile transaction on DCR caused errors displayed in MPPA Server SIM error log and a null pointer
 - Alarm line “[Mobile-host-name]Host Offline” did not have a space between program-name & Host offline/online.
 - The Mobile Report was locking up.
 - Mobile Host was not Disable if “Accept Mobile Payment” check box was unchecked.
 - Mobile Service was not honoring MPPA Price tier for PPG discount for Indoor Mobile Transactions.
 - Mobile Service was not sending site update request to FDC Adapter if there were invalid table values in the Database.
31. Previously, when there was a fuel initialization, a Mobile Site Update was not sent to the MPPA. This was corrected.
32. Previously, when there was a Mobile Above-Site Authorization (ASA) outdoor sale, the Host Authorization Code and ticket was populated with zero values in the T-Logs.
33. Previously, when an auto upgrade occurred with a mobile open batch, the system was not seeing it and creating a new one. During the restore phase, it would then add the backed up Mobile open batch along with the newly created batch. This caused two open batches. This was corrected.
34. Previously, mobile payment was going offline requiring a reboot to re-establish the connection. This was corrected.
35. The following Mobile issues were corrected.

- Loyalty Details were not sent to the Mobile Payments Processing Application (MPPA).
- ConnectorSwitch Above Site Loyalty discounts were not applied to the transaction.
- Mobile service was not honoring “Allow site initiated flag” for Outdoor SLA transactions.
- Mobile settlement reports were using current date and time instead of actual close date and time.
- Updating Mobile Host Configuration in Verifone Configuration Client using chrome browser was creating a new host with same details.
- Mobile Service was not reproducing the print receipt preference to FCC during mobile authorization.
- System was not immediately honoring mobile cancel request when “Pass code” prompt was displayed on DCR.
- When performing a mobile transaction, Credit/Debit Prompt was observed on the PIN pad.
- When ASA payment was enabled, Swipe Payment Card prompt was displayed on the PIN pad after Program selection prompt was displayed.
- Total Correct Y/N prompt was displayed for hybrid card.
- Mobile was not sending fueling position in mobile request to FCC for “Transaction Cancelled” output device Request.
- For indoor prepay transaction, if MPPA was sending a mobile cancellation to Mobile Service after Authorization, Mobile Service was sending a successful cancellation to MPPA.
- When duplicate authorization was sent by MPPA, the transaction came due inside as well as Mobile Service was sending financial request to MPPA.
- In Terminal Batch Loyalty Details Report, the word “Discount” at the bottom of the report, had the letter “s” missing.
- ASA line item discounts were not applied for Postpay/Prepay and Outside transactions.
- For an SLA transaction (with multiple SLA loyalty), 'PCATS02' prompt was not displayed on the PIN pad when the parameter “preference.value” was set as 'PROMPT'.
- For an SLA transaction (with multiple SLA loyalty), 'PCATS02' prompt was displayed on the PIN pad when the flag “preference.value” was set as 'YES'.
- SLA Mobile Transaction displayed Total Correct Prompt on Test FEP.
- Mobile Configuration Client tab did not have Spanish support for Verifone Mobile V1 and Verifone Mobile V2 adapter name.

- Incorrect values displayed on Mobile Payment configuration page in Verifone Configuration Client for Spanish language.
 - Mobile Service was not sending Mobile Receipt Data request to Connector switch Host.
 - Mobile Service was not sending Settlement Period ID in settlement request to Mobile host if day close was performed without any sale. This issue was occurring only for the initial day close after host was created.
 - For postpay sale, Unit of Measure was not sent to Conexus2 mobile host.
36. The following Mobile Conexus issues were corrected:
- Mobile discrepancies between Original Amount and Adjusted Amount
 - FCC was not honoring above site line item discounts on Car Wash item from MPPA.
 - FCC was not honoring Car Wash amount from Original Amount for Conexus2.0.
 - Mobile Service was not evaluating items.
 - Additional Product Information was missing from Mobile Service to Mobile Payments Processing Application.
 - Original Amount value from the Mobile Service to Mobile Payments Processing Application was not correct.
 - System was not sending item fees in separate sale item.
 - Connector Switch HBD were not applied by POS.
37. Previously, Mobile Authorizations were failing due to a request timeout at Mobile Service and the customer was allowed to complete the fueling for the same transaction. This was corrected.
38. Previously, if a mobile connector switch transaction was discounted via host-based discounting, the discounted information was never sent to the mobile host. This was corrected.
39. Previously, when a mobile Store and Forward Manager was offline and the host came back online without sending a notification, Store and Forward Manager remained offline. This was corrected.
40. Previously, the Mobile receipt displayed the first six digits of the ISO appended with the last four digits. This was corrected and now only the card PAN will print.
41. Previously, when performing an inside mobile payment transaction, the POS would randomly fail. This was corrected.
42. Previously, the system was not sending the POS Terminal Details, Welcome Message and Site Address to MPPA. This was corrected.

NBS FEP

1. Previously, the Fallback parameter was not getting set correctly for EMV transactions. This was corrected.
2. Previously, the VIPER was storing the full account number on the system for online approved transactions. This was corrected and now the VIPER will mask entire PAN number except the last 4-digit of the account number.
3. Previously, the VIPER was blocking the refund transactions with Fuelman card. This was corrected.
4. The following NBS issues were corrected:
 - Offline Decline data was not printed in the decline receipt.
 - VIPER sent a Void request to Host when Partial Approval was confirmed with selecting "No" from the PIN pad by either customer or cashier.
 - Authorization request was sent twice when host timed out for MP/VP card.
 - Authorization Reference field was sent to host for offline approved refund transactions and also was printed on receipt.
 - Card sequence number was not sent as empty in the transaction request when there was no value returned by Card.
5. Previously, the Lottery Reports were not displaying. This was corrected.
6. Previously, debit balance inquiry transactions were not printing the trace audit and payment network fields on receipt. This was corrected.
7. Previously, ID number was missing in the SVS card transaction. This was corrected.
8. Previously, Authorization mode (Issuer or Card) was not printed on receipt. This was corrected.
9. Previously, Balance Inquiry was not working for credit cards. This was corrected.
10. Previously, Auth Net ID was not printed on the receipt for EBT Cards. This was corrected.
11. Previously, the POS was not printing the EMV card transaction details on the receipt. This was corrected.
12. Previously, the Print Customer Copy configuration was not retained after the Auto Upgrade. This was corrected.
13. Previously, the Balance Inquiry receipt was not printed when Print Customer Copy configuration was enabled. This was corrected.
14. The following NBS FEP Balance Inquiry issues were corrected:
 - Card balance inquiry receipts were missing the Balance Inquiry text line for Discover, JCB and UnionPay cards.
 - Card balance inquiry transaction were including the Driver ID and Vehicle ID fields for all bank cards except for Mastercard and Visa Fleet.

- Card balance inquiry transaction request packets were not capturing or including the AVS data (if enabled) for all bank card.
15. Previously, there was a format error displayed due to the odometer missed in a Visa Fleet and/or Mastercard Fleet transaction. This was corrected.
 16. Previously, the merchant copy was printing even when the transaction was below the small ticket amount. This was corrected.

Proprietary Fleet FEP

1. Previously, the incorrect code was sent with the product details to the Proprietary Fleet Host and was unable to process the product data. This was corrected.
2. Previously, current proprietary fleet transactions were displaying the reference number for the previous transaction. This was corrected.
3. Previously, Proprietary Fleet transactions were prompting for signature. Proprietary Fleet transactions do not require any signature related prompting and do not print the signature line on receipts even if Signature Capture is enabled. This was corrected.
4. Previously, the Proprietary Fleet receipt inside message and receipt outside message were not printed in the receipt. This was corrected.
5. Previously, the Proprietary Fleet FEP was going offline. This was corrected.
6. The following Proprietary issues were corrected:
 - Reason message was not prompted on the POS.
 - Reason message was not printed on the receipt.
 - Odometer was not printed on the receipt when system was upgraded from Base 43.37 software.
 - See Cashier prompt was displayed even when transaction was successful.
7. Previously, for zero dollar completions, the Proprietary Fleet FEP completion came due inside. This was corrected.
8. Previously, the User ID was prompted for twice for outdoor Proprietary Fleet transactions. This was corrected.

System

1. Previously, the description in Verifone Configuration Client under Payment Controller > EPS Configuration was not displaying "Linq3 Lottery Configuration". This was corrected.
2. Previously, VIPER was restricting the Journal messages to one workstation. This was changed and now the messages are sent to all workstations.
3. Previously, VIPER was restricting the Administration messages to one workstation. This was changed and now the messages are sent to all workstations.

4. Previously, when an unknown card was swiped on a Reward Customer prompt, it replaced the payment card swiped for the payment transaction. Consequently, the request to payment host contained the unknown swiped card causing no reply from the host. This was corrected and there will also be a prompt for an invalid swiped card.
5. Previously, the POS sent a "Swipe Driver's license" prompt to the VIPER, which then sent it to the PIN pad. The customer swiped their license, and the VIPER returned nothing to the POS. This was corrected.
6. Previously, the VIPER was trying to locate a limit in the Limit Table when it was not used. This was corrected.
7. Previously, VIPER was not retrying prompts generated from the POS and this lead the prompts to fail because the TLS was taking too long to respond to a VIPER generated prompt such as "WAIT FOR CASHIER". This was corrected.
8. Previously, the POS system was prompting for a Debit/Credit MOP even though it was configured for Debit only. This was corrected.
9. Previously, after approximately 3.5 minutes of inactivity, the PIN pad changed from the idle screen to "Waiting for Cashier." This was corrected.
10. Previously, the fuel volume in the Fuel Grade Movement Report sent to the host was the new posted price and not the old posted price. This was corrected.
11. Previously, FEP Card Configuration was not working on Internet Explorer® 11 and Opera® on Topaz. This was corrected.
12. Previously, RCI Trigger Pull failed due to validation failures. This was corrected.
13. Previously, when an EMV card was swiped, the VIPER was not rejecting it. It was prompting for Credit or Debit. This was corrected.
14. Previously, when an EMV card was swiped, the VIPER was not rejecting and reprompting to insert card. This was corrected.
15. Previously, Swipe Ahead unexpectedly cancelled. This was corrected.
16. Previously, an incorrect card was being matched. This was corrected.
17. Previously, if EMV was inserted prior to payment prompt, the PIN pad was unresponsive and the cashier or customer had to cancel the transaction. This was corrected.
18. Previously, the user was unable to add a department under the "EPS Prepaid Configuration" section. This was corrected.
19. Previously, VIPER/PMC EPS Diagnostics page was not accessible. This was corrected.
20. Previously, the transaction number in the footer of the declined EMV transaction receipts was printed as zero. This was corrected.
21. Previously, when EMV was enabled and a Hybrid card was used, there was a loyalty award failure and the transaction failed. This was corrected.

22. Previously, an incorrect tag value was sent in the completed EMV transaction. This was corrected.
23. Previously, the user was unable to retrieve the EMV Configuration and CAPK Report under EPS Network Reports. This was corrected.
24. Previously, for applications not supporting EMV, the EMV configuration was being sent before performing the transaction. This was corrected.
25. Previously, Credit or Debit prompt was not displaying if EMV card was swiped before inserted. This was corrected.
26. Previously, VIPER/PMC EPS Diagnostics page was not accessible. This was corrected.
27. Previously, in certain instances, a completed transaction was displaying 913 Duplicate Transaction in both Exception Report and Local Totals. This was corrected.
28. Previously, RCI Trigger pull was failing due to a duplicate value in the Proprietary Fleet table. This was corrected.
29. Previously, after an auto upgrade, EMV was not working on upgraded PIN pads. This was corrected.
30. Previously, when the host went offline, Store and Forward was processing a Request. This caused the transaction to be directly moved into the Exception Log. This was corrected.
31. Previously, when the system was adding to the Exception Report, the card Entry Mode was missing resulting in an NPE error. This was corrected.
32. Previously, Credit or Debit prompt was not displaying if EMV card was swiped before inserted. This was corrected.
33. Previously, the VIPER was supporting an unknown AID and not cancelling the transaction. This was corrected.
34. Previously, Hybrid EMV cards were not working with Outdoor EMV. This was corrected.
35. Previously, loyalty was not applied for Hybrid EMV cards when PIN select was enabled for that card. This was corrected.
36. Previously, there was a different MAC address in the EPS Diagnostic Report than on the EPS Diagnostic screen itself. This was corrected.
37. Previously, when the POP update process used a temporary workstation to send diagnostics commands to the PIN pad and then after the update process was completed, the diagnostics page displayed the temporary workstation (UPD001) as logged in, but it was not logged in. This was corrected.
38. Previously, the Terminal Batch Detail Report was displaying incorrect date after batch rollover. This was corrected.
39. Previously, the VIPER was not declining Quick Chip transaction if an unsupported product type was found. This was corrected.

40. Previously, the incorrect application version and AID printed on the P400 PINpad receipt. This was corrected.
41. Previously, the VIPER was sending the wrong POS ID to GVR POS in the alarm device message. This was corrected.
42. Previously, the VIPER was prompting for cashback when a POS was logged in as workstation type of Self Checkout. This was corrected.
43. Previously, the VIPER was prompting for manual entry but should only accept phone number as input for Loyalty Alternate ID. This was corrected.
44. Previously, when cards had either track 1 or track 2 filled with a white space character, the transaction failed with amount due. This was corrected.
45. Previously, at a PIN prompt only, the user was able to press Enter to bypass PIN entry. This did not involve Debit or Credit prompting. This was corrected.

Installation Options

| Supported POS Terminals |
|--|
| Verifone C18, Ruby2 and Topaz XL (410) |

Installation Documentation

See the following documents when installing the Verifone Commander or RubyCi.

Verifone Commander

- Verifone Commander Implementation Guide
- Verifone Commander Hardware Installation Guide

RubyCi

- RubyCi Hardware Installation Guide
- RubyCi Implementation Guide

Verifone Commander or RubyCi

- Verifone Commander Software Installation Guide
- Verifone Commander Network Configuration Guide

Fuel Hardware Peripherals Supported

Verifone advises using the “Minimum Recommended Version” as shown in these sections. Also, check with the dispenser’s manufacturer if there is a newer recommended version.

Dispensers Supported

| Gilbarco Dispensers | | |
|--|---|---------|
| Dispenser | Description | Version |
| Encore 700 | Pump Control Node | 2.9.42 |
| Encore 500 | Pump Control Node | 1.8.30 |
| Encore 300 | Digital Valve | 20.1.10 |
| Encore 300 | Digital Valve with Enhanced Security | 20.2.24 |
| Encore 300 | Proportional Valve | 10.1.10 |
| Encore 300 | Proportional Valve with Enhanced Security | 10.2.23 |
| MPD | Legacy | 70.9.92 |
| MPD | Modular Advantage | 70.9.92 |
| MPD-3 | LCDs | 54.3.10 |
| MPD-3 | SIDs | 53.7 |
| Selectable Blender | Modular Advantage | 75.6.10 |
| Notes | | |
| <p>Note: Gilbarco Pre-modular dispensers must be on a separate board and as such are not supported with RubyCi, as there is only one connection out for fuel.</p> | | |

Dispensers Supported (Continued)

| Wayne Dispensers | | |
|--|-------------|-----------------------|
| Dispenser | Description | Version |
| Ovation | iGem | 49 |
| iX | iGem | 49 |
| Vista 3V | iGem | 49 |
| Vista 2V | Dispenser | 14 |
| Vista 1V (See first note below) | Dispenser | 49 |
| Vista | Dispenser | See second note below |
| SC-82 | Dispenser | See second note below |
| Notes | | |
| <p>Note: For Model V490D1/U (Vista 1V), the version must be 47.</p> <p>Note: The dispenser must be programmed as one of the following types: Type 1, 2, 30 or 40. Verifone Commander will not support the dispenser programmed as any other type, including Types 3 through 29.</p> | | |

Dispenser Interfaces

NOTE: The Verifone Commander Forecourt Interface Box communicates directly with Wayne, Tokheim, and Gilbarco dispensers.

| Dispenser/ Interface | Supported: Yes/No | Recommended Version | Notation |
|-------------------------|----------------------|------------------------|--|
| Bennett | | | |
| DOSPIB | No | | |
| 515 | Yes | v6.20 | |
| Horizon 1 | Yes | v6.27 | Supports PPU Discounting with Bennett 515 interface box, firmware v.507 |
| Horizon 2 | Yes | v2.15 | Supports PPU Discounting with Bennett 515 interface box, firmware v.507 |
| Pacific | Yes | v2.11 | Supports Bennett SPM and Verifone SPP with Bennett 515 interface box with version v.6.20 Supports PPU Discounting |
| Tokheim | | | |
| DHC | Yes | v6.17 | Supports PPU Discounting |
| VXDHC | Yes | v4200.03.09 | Supports PPU Discounting |
| Dresser/Wayne | | | |
| CPU | No | | Uses the Verifone Commander Forecourt Interface |
| PIB | No | | |
| Fusion | No | | |
| HyperPIB | No | | |
| Arbitration Board | No | | |

| Gilbarco | | | |
|-----------------|----|--|---|
| Legacy PAM 1000 | No | | Uses the Verifone Commander Forecourt Interface |
| PAM 1000 | No | | |
| PAM 5000 | No | | |
| SMART Connect | No | | |

Dispenser Card Readers – Supported Options

Verifone advises using the “Recommended Version” shown below.

Bennett

NOTE: MSD Contactless is no longer supported in Base 54.00.00 and higher.

| Bennett: DCA | |
|---|------------------------------------|
| Supported Options | Recommended Minimum Version |
| Non-debit | N/A |
| Debit | |
| Non-debit | N/A |
| Notes | |
| Note: Cash Acceptors, Debit, Graphics, SDES, TDES, and Master Session are not supported. | |

| Bennett: DCT (Verifone Everest Card Reader) | |
|--|------------------------------------|
| Supported Options | Recommended Minimum Version |
| Debit | |
| Non-debit | 1.02.02 |
| SDES (DUKPT) | 1.02.02 |
| Notes | |
| Note: Cash Acceptors, Graphics, TDES, and Master Session are not supported. | |

Dresser/Wayne

NOTE: MSD Contactless is no longer supported in Base 54.00.00 and higher.

NOTE: See <https://www.vfne.co/verifone-petro-emv-updates> for Outdoor EMV Implementation Status updates.

NOTE: When connecting the Commander Ethernet cable to a DCR Serial Converter for Outdoor EMV, the wires routed from the converter to the DCR must be twisted pair.

| Dresser/Wayne: iX Pay 2, 3.1 Series | | | | |
|--|--------------|--------------------|----------------------------|-----------------------------|
| EMV Certification | | | | |
| EMV Contact | | | | Certified |
| EMV Contactless | | | | Certified |
| EMV Status | Firmware | Contactless Reader | ContactlessReader Firmware | Contactless Build Revision |
| NFC Mode > Contactless or MSD Contactless | 3.1.203.1260 | C150S | 26100A02 | 21031801 |
| NFC Mode > Contactless Disabled | 3.1.203.1260 | C150S | 26100A02 | 21031801 |
| Supported Options | | | | Recommended Minimum Version |
| Cash Acceptors | | | | N/A |
| Graphics | | | | 3.1.203.1260 |
| Scanner | | | | 2D Zebra DS45 |
| Debit | | | | |
| Non-Debit | | | | 3.1.203.1260 |
| TDES | | | | 3.1.203.1260 |
| Notes | | | | |
| <p>Note: Jade board is recommended for outdoor EMV. Red board can be used if non-media site.</p> <p>Note: Cash Acceptors are not supported with EMV.</p> <p>Note: Prior to upgrade to Wayne EMV software, please check the minimum version with Wayne.</p> <p>Note: DSM, Secure CAT, SDES, and Master Session are not supported.</p> | | | | |

Dresser/Wayne (continued)

| Dresser/Wayne: iX Pay 1, 2.8 Series | | | | |
|--|-------------|--------------------|----------------------------|-----------------------------|
| EMV Certification | | | | |
| EMV Contact | | | | Certified |
| EMV Contactless | | | | Certified |
| EMV Status | Firmware | Contactless Reader | ContactlessReader Firmware | Contactless Build Revision |
| NFC Mode > Contactless or MSD Contactless | 2.8.203.9 | C150 | 2610EA02 | 21032201 |
| | 2.8.203.9 | C150S_NP | 2610FA02 | 21031901 |
| NFC Mode > Contactless Disabled | 2.8.105.109 | C150 | 2610EA02 | 18050901 |
| | 2.8.105.109 | C150S_NP | 2610FA02 | 19020101 |
| Supported Options | | | | Recommended Minimum Version |
| Cash Acceptors | | | | 2.5.15.0 |
| Graphics | | | | 2.5.15.0 |
| Scanner | | | | 2.5.15.0 |
| Debit | | | | |
| Non-Debit | | | | 2.5.15.0 |
| TDES | | | | 2.5.15.0 |
| Notes | | | | |
| <p>Note: Jade board is recommended for outdoor EMV. Red board can be used if non-media site.</p> <p>Note: Cash Acceptors are not supported with EMV.</p> <p>Note: Prior to upgrade to Wayne EMV software, please check the minimum version with Wayne.</p> <p>Note: DSM, Secure CAT, SDES, and Master Session are not supported.</p> | | | | |

Dresser/Wayne (continued)

| Dresser/Wayne: Anthem | |
|---|------------------------------------|
| EMV Certification | |
| EMV Contact | Certified |
| EMV Contactless | Certified |
| Supported Options | Recommended Minimum Version |
| Contact/Contactless EMV | 3.1.207.430 |
| ANTX | 1.19.1.1043 |
| Notes | |
| Note: Cash Acceptors are not supported with EMV. | |
| Note: Prior to upgrade to Wayne EMV software, please check the minimum version with Wayne. | |

| Dresser/Wayne: iX — Blue Board | |
|---|------------------------------------|
| Supported Options | Recommended Minimum Version |
| Cash Acceptors | 1.3.8.0 |
| Graphics | 1.3.8.0 |
| Scanner | 1.3.8.0 |
| Debit | |
| Non-Debit | 1.3.8.0 |
| TDES | 1.3.8.0 |
| Notes | |
| Note: DSM, Secure CAT, SDES, and Master Session are not supported. | |

Dresser/Wayne (continued)

| Dresser/Wayne: Ovation and Ovation 2 with qCAT | |
|---|------------------------------------|
| Supported Options | Recommended Minimum Version |
| Graphics | 206.00 |
| Scanner | 206.00 |
| Debit | |
| Non-Debit | 206.00 |
| SDES (DUKPT) | 206.00 |
| Notes | |
| Note: Cash Acceptors, DSM, Secure CAT, TDES, and Master Session are not supported. | |

| Dresser/Wayne: Vista3V | |
|---|------------------------------------|
| Supported Options | Recommended Minimum Version |
| Cash Acceptors | 103.00 |
| Graphics | 103.00 |
| Scanner | 103.00 |
| BCB | 5.1 |
| Debit | |
| Non-Debit | 103.00 |
| SDES (DUKPT) | 103.00 |
| Notes | |
| Note: DSM, Secure CAT, TDES, and Master Session are not supported. | |

Dresser/Wayne (continued)

| Dresser/Wayne: Dual CAT | |
|---|------------------------------------|
| Supported Options | Recommended Minimum Version |
| Cash Acceptors | 103.00 |
| Graphics | 103.00 |
| Scanner | 103.00 |
| BCB | 5.1 |
| Debit | |
| Non-Debit | 103.00 |
| SDES (DUKPT) | 103.00 |
| Notes | |
| Note: DSM, Secure CAT, TDES, and Master Session are not supported. | |

| Dresser/Wayne: Legacy CAT | |
|---|------------------------------------|
| Supported Options | Recommended Minimum Version |
| Cash Acceptors | 64.00 |
| Graphics | 64.00 |
| Scanner | 64.00 |
| Secure CAT | 2.01 |
| Debit | |
| Non-debit (not enhanced) | 58.00 |
| SDES (DUKPT) | 64.00 |
| Notes | |
| Note: DSM, TDES, and Master Session are not supported. | |

Gilbarco

NOTE: MSD Contactless is no longer supported in Base 54.00.00 and higher.

NOTE: See <https://www.vfne.co/verifone-petro-emv-updates> for Outdoor EMV Implementation Status updates.

NOTE: When connecting the Verifone Commander Ethernet cable to a DCR Serial Converter for Outdoor EMV, the wires routed from the converter to the DCR must be twisted pair.

| Gilbarco: FlexPay IV (M7) | |
|---|---------------------------------------|
| EMV Certification | |
| EMV Contact | Certified |
| EMV Contactless | Certified |
| Supported Options | Recommended Minimum UPM Bundle |
| EMV (PCI DSS 5.0) | 52.12.45 |
| EMV (PCI DSS 4.0) | 42.12.45 |
| Graphics | 42.05.11 - P609 |
| Applause (Graphics) | 42.05.11 - P609 |
| Cash Acceptors | 42.05.11 - P609 |
| Scanner | |
| Contactless (RFID) with UX 400 | 42.05.11 - P609 |
| Debit | |
| Non-Debit | 42.05.11 - P609 |
| TDES | 42.05.11 - P609 |
| Notes | |
| <p>Note: If the site has FlexPay IV v42.11.47 or v52.11.47 and debit transactions are receiving an “INVALID PIN” response from the host, Gilbarco has corrected this with the v42.11.53 and v52.11.53 software releases.</p> <p>Note: Cash Acceptors are not supported with EMV.</p> <p>Note: GSM, SDES, and Master Session are not supported.</p> | |

Gilbarco (continued)

| Gilbarco: FlexPay II (M5) | |
|---|------------------------------------|
| EMV Certification | |
| EMV Contact | Certified |
| EMV Contactless | Certified |
| Supported Options | Recommended Minimum Version |
| EMV | 3.6.06 |
| Graphics | 30.3.03 |
| Cash Acceptors | 30.3.03 |
| Scanner | |
| Non-Debit | 30.3.03 |
| TDES | 30.3.03 |
| Notes | |
| Note: Cash Acceptors are not supported with EMV. | |
| Note: Contactless (RFID), GSM, SDES, and Master Session are not supported. | |

| Z80 Logic Board | |
|--|------------------------------------|
| Supported Options | Recommended Minimum Version |
| Debit | |
| Non-debit | 50.2.4 |
| Notes | |
| Note: Cash Acceptors, GSM, Graphics, Scanner, Contactless (RFID), SDES, TDES, and Master Session are not supported. | |

Gilbarco (continued)

| Encrypting PIN Pad (EPP) with Advanced GSM | |
|---|------------------------------------|
| Supported Options | Recommended Minimum Version |
| Advanced GSM | See CRIND versions below. |
| Graphics | |
| Scanner | |
| Contactless (RFID) | |
| Debit | |
| SDES (DUKPT) | See CRIND versions below. |
| TDES | |
| CRINDs | |
| Advantage | 62.6.10 |
| Encore 300 | 62.6.10 |
| Encore 500 | 3.1.50 |
| Eclipse | 3.1.50 |
| Notes | |
| <p>Note: An Advanced GSM is not required if EPP is injected with the correct debit key. However, it can be used until the EPPs are injected with the correct debit key.</p> <p>Note: Master Session and Cash Acceptors are not supported.</p> <p>Note: Please contact your Gilbarco servicer for the correct setup of the EPP and the mapping of the keypad.</p> | |

Gilbarco (Continued)

| Advantage CRIND (Z180 Logic Board) | |
|--|------------------------------------|
| Supported Options | Recommended Minimum Version |
| Cash Acceptors | 60.9.40 |
| GSM | |
| Graphics: Monochrome | 60.9.40 |
| Graphics: InfoScreen | 60.9.40 |
| Scanner | 60.9.40 |
| Contactless (RFID) | 60.9.40 |
| Debit | |
| Non-debit | 60.9.40 |
| SDES (DUKPT) | 60.9.40 |
| Notes | |
| <p>Note: InfoScreen graphics are supported only in single-line mode.</p> <p>Note: Version 60.7.30 is NOT supported for any mode.</p> <p>Note: TDES and Master Session are not supported.</p> | |

Gilbarco (continued)

| Encore 300 | |
|--|------------------------------------|
| Supported Options | Recommended Minimum Version |
| Cash Acceptors | 60.9.40 |
| GSM | |
| Graphics: Monochrome | 60.9.40 |
| Graphics: InfoScreen | 60.9.40 |
| Scanner | 60.9.40 |
| Contactless (RFID) | 60.9.40 |
| Debit | |
| Non-debit | 60.9.40 |
| SDES (DUKPT) | 60.9.40 |
| Notes | |
| <p>Note: InfoScreen graphics are supported only in single-line mode.</p> <p>Note: Version 60.7.30 is NOT supported for any mode.</p> <p>Note: TDES and Master Session are not supported.</p> | |

| Encore 500/Eclipse | |
|---|------------------------------------|
| Supported Options | Recommended Minimum Version |
| Cash Acceptors | |
| GSM | |
| Graphics: Monochrome | |
| Debit | |
| Non-debit | |
| SDES (DUKPT) | |
| Notes | |
| <p>Note: Contactless (RFID), TDES and M/S are not supported.</p> | |

Invenco

NOTE: MSD Contactless is no longer supported in Base 54.00.00 and higher.

NOTE: See <https://www.vfne.co/verifone-petro-emv-updates> for Outdoor EMV Implementation Status updates.

| Invenco: G6 300 and G7 100 OPT | |
|---------------------------------------|------------------------------------|
| EMV Certification | |
| EMV Contact | Certified |
| EMV Contactless | Certified |
| Supported Options | Recommended Minimum Version |
| EMV Firmware | 3.2.21 |
| EMV Adapter | 1.06.0159 |

Tokheim


NOTE: MSD Contactless is no longer supported in Base 54.00.00 and higher.




| Premier B | |
|---|------------------------------------|
| Supported Options | Recommended Minimum Version |
| Cash Acceptors | N/A |
| TED | v300 or v400 |
| Debit | |
| Non-debit (4-line display) | JP02.18.00 |
| Debit TDS Plus (4-line display) SDES (DUKPT) | MT0301.00 |
| Debit TED (4-line display) SDES (DUKPT) | MTQD02.00 |
| Insight Graphics Non-debit | MTPQ06.03 |
| Insight Graphics SDES (DUKPT) | MTPQ06.03 |
| Notes | |
| <p>Note: Scanner, TDES, Debit TED (4-line display) Master Session, Debit TDS Plus (4-line display) and Master Session are not supported.</p> | |

Tokheim (continued)

| Premier C | |
|--|------------------------------------|
| Supported Options | Recommended Minimum Version |
| Cash Acceptors | N/A |
| TED | v300 or v400 |
| Debit | |
| Non-debit (4-line display) | JP02.18.00 |
| Debit TED (4-line display) SDES (DUKPT) | MTQD02.00 |
| Insight Graphics Non-debit | MTPQ06.03 |
| Insight Graphics SDES (DUKPT) | MTPQ06.03 |
| Notes | |
| Note: Scanner, TDES, and Debit TED (4-line display) Master Session are not supported. | |

Verifone and Partner Options Supported

| Backup Power Supply (UPS) | |
|---|----------------------------------|
| UPS, Conditioned, 250VA Note: <i>One per POS terminal and one for the Verifone Commander.</i> | VFI P/N P040-07-050 |
| Car Wash | |
| Ryko Code-A-Wash III | Version 15554-009, Rev. E |
| Ryko Code-A-Wash IV | 19574-006 Rev. N |
| Unitec POS4000 | Firmware version 6.67 |
| Unitec Carwash Select II / Enterlink Super Interface | Version 2. Firmware version 5.43 |
|  | |

| Car Wash Paypoint | |
|--|--|
| <p>Unitec Portal Ti (Touchscreen)</p>  | <p>Core Version: 3.60 Sierra Version: 1.63 Version: 4.30</p> |
| <p>Unitec C-Start (Cashless)</p>  | <p>Core Version: 3.60 Sierra Version: 1.63 Version: 1.40</p> |
| <p>Unitec Sentinel (Dual Bill Dispenser)</p>  | <p>Core Version: 3.60 Sierra Version: 1.63 Version: 1.40</p> |

| Cash Drawer | |
|--|--|
| POS terminal | VFI P/N P040-08-024 |
| | VFI P/N P040-08-019 |
| | VFI P/N P050-01-200 Note: <i>Must have adapter: VFI P/N 22839-01 Rev 3 or Rev C. Do NOT use adapters marked with Rev 1 or Rev A. These adapters can be damaged if plugged into a powered-up POS. In addition, the adapter MUST ONLY be plugged into one of the POS CASH DWR ports.</i> |
| Coin Dispenser | |
| Transact2 | VFI P/N P040-08-023 |
| Displays | |
| Customer Display | VFI P/N P040-08-300 |
| EASY ID™ | |
| Easy ID is supported for ALL states as long as the Mag Stripe/2D codes use the AAMVA standard format. Please contact your local Department of Motor Vehicles for details about your state. | |

| Electronic Fuel Price Signs | |
|--|--|
| <p>Supported with tested interface:</p> <ul style="list-style-type: none"> • Able Applied Technologies: AAT Live Hub (AAT-LH-V1) • DakTronics: DM-100 PSC (0A-1196-0133) • FutureMedia Displays Inc.: PriceVision LED Model FMD9-GSX. • Guru Digital Media: Guru Price Sign. • WatchFire: Price Watcher Sign. <p>Supported:</p> <ul style="list-style-type: none"> • Everbrite • Skyline • NOVYC Electronics Inc. • PWM <p>Note: <i>Contact manufacturer for details.</i></p> | <p>The Price Sign Controller (<i>PSC</i>) and an RS-232 connector is supplied by the sign manufacturer.</p> |
| Laser Scanners (POS Ready) | |
| <p>Use the following URL to access a list of laser scanners that have been approved by Verifone. See https://www.verifone.com/en/us/petro-partners-program.</p> | |
| Money Order | |
| <p>Travelers Express: Delta Network Terminal 780T Version 3.5</p> | <p>P/N 11-0021-001</p> <hr/> <p>Printer model: 1600</p> <hr/> <p>VFI cable: VFI P/N 55296-03</p> |
| <p>Western Union Money Order Dispenser System: Version 3.5</p> | <p>P/N FDX-400 (Version 7534 and above)</p> <hr/> <p>Adaptor: DB-9M to RJ-45 (VFI P/N 13641-01) Requires an RS-232 cable (P/N 13836-XX)</p> <hr/> <p>Interface: FIP11 Interface Module (P/N 010064-02)</p> |

| | |
|---|---|
| Western Union Money Order Dispenser System: ICE6000 Terminal (Ethernet) | Requires an Ethernet cable. |
| Western Union Money Order Dispenser System: TAIO Terminal (Ethernet) | Requires an Ethernet cable. Config. Version: 6114 and 6120 |
| PIN pads | |
| Verifone M400, P400, MX 915, MX 925 Multimedia | See the Sales Representative for part numbers. |
| Note: <i>For debit, PIN pads must be injected with the appropriate key for the application.</i> | |
| Printers (Point of Sale) | |
| Verifone Topaz XL, Ruby2 | Verifone Thermal receipt only printer (May be used to replace EPSON TM-T88) VFI P/N P040-02-020 Paper Width: 79.5 mm ±.5 mm (3.15 ±.02") EPSON P/N (Paper) NTP080-80 |
| | EPSON TM-T88III Thermal receipt only printer VFI P/N P040-02-008 Paper Width: 79.5 mm ±.5 mm (3.15 ±.02") EPSON P/N (Paper) NTP080-80 Note: <i>For installation information and DIP switch settings, refer to the "VASC Field Service Bulletin No. 0706.001".</i> |
| Secondary Network | |
| Use the following URL to access a list of secondary networks that have been approved by Verifone. See https://www.verifone.com/en/us/petro-partners-program . | |

| Tank Level Sensor | |
|--------------------------|---|
| EBW: Auto/Stik | Firmware version AMOCO4 |
| | Requires an RS-232 cable (P/N 13836-XX) |
| | Requires an adapter DB-9M, standard (black) (VFI P/N 13641-01) |
| Emco: EECO System 1500 | Firmware version 023E |
| | Requires an RS-232 cable (VFI P/N 13836-XX) |
| | Requires an adapter DB-9F, null modem (red) (VFI P/N 13638) |
| Emco: EECO System 2000 | Firmware version 004L |
| | Requires an RS-232 cable (VFI P/N 13836-XX) |
| | Requires an adapter DB-9F, null modem (red) (VFI P/N 13638) |
| Emco: EECO System 3000 | Firmware version 005I |
| | Requires an RS-232 cable (VFI P/N 13836-XX) |
| | Requires an adapter DB-9F, null modem (red) (VFI P/N 13638) |
| Veeder Root: TLS 250 | Requires an RS-232 cable (VFI P/N 13836-XX) |
| | Requires an adapter DB-25M, null modem (red) (VFI P/N 13581-01) |
| Veeder Root: TLS 350 | Requires an RS-232 cable (VFI P/N 13836-XX) |
| | Requires an adapter DB-25M, null modem (red) (VFI P/N 13581-01) |

Additional Information

Weights and Measures

Support for cash and credit pricing at the dispenser requires explicit cash and credit selections on the dispenser. This is in compliance with the *Weights and Measures Guidelines for Selectable Unit Price Capability*, section G-S.5.1.

Notice: This software supports a POP Discount feature, which allows a point-of-purchase discount on fuel based on the purchase meeting certain pre-defined transaction criteria. It is possible that the Weights and Measures department in your state may consider this POP Discount feature, when used in a post-pay scenario, to be in violation of state regulations. YOUR IMPLEMENTATION OF THE POP DISCOUNT FEATURE IS DONE AT YOUR OWN RISK. VERIFONE EXPRESSLY DISCLAIMS ANY LIABILITY FOR CLAIMS, FINES OR DAMAGES RESULTING FROM IMPLEMENTATION OF THE POP DISCOUNT FEATURE IN A LOCALE WHERE IT IS DEEMED A VIOLATION OF LOCAL OR STATE REGULATIONS. YOU SHOULD CONSULT YOUR LOCAL WEIGHTS AND MEASURES ENFORCEMENT GROUP BEFORE IMPLEMENTING THE POP DISCOUNT FEATURE.

© 2023 VeriFone, Inc. All rights reserved.

No part of this publication covered by the copyrights herein may be reproduced or copied in any form or by any means - graphic, electronic, or mechanical, including photocopying, taping, or information storage and retrieval systems - without written permission by VeriFone, Inc.

The content of this document is subject to change without notice. The information contained herein does not represent a commitment on the part of VeriFone, Inc. All features and specifications are subject to change without notice.